

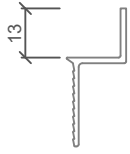
# InStep

ASL's InStep series includes a range of negative detail trims and head sections that can add a special finishing touch to your next project. Our negative detail trims are easy to install and come in a number of sizes to ensure you can select the perfect fit for your next project. They can be used in any number of applications including the bottom and top of walls, ceilings, soffits, etc. These trims are only suitable for 13mm gib.

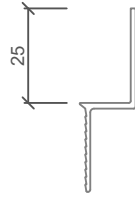
The negative detail head sections are available in 64, 92 and Multilayer Series with negative detail sizes of 13, 25, 40 and 80mm.

Details of these sections are included in the Series information.

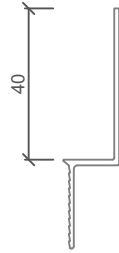
**Standard Suite Profiles - For all Stud types and sizes**



ASL 750  
SINGLE SIDED BEAD  
(13mm NEG. DETAIL)



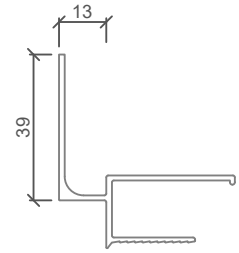
ASL 755  
SINGLE SIDED BEAD  
(25mm NEG. DETAIL)



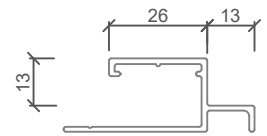
ASL 746  
SINGLE SIDED BEAD  
(40mm NEG. DETAIL)



ASL 752  
SINGLE SIDED BEAD  
(80mm NEG. DETAIL)



ASL 760  
CEILING TRIM (13mm NEG. DETAIL)



ASL 906  
NEGATIVE CAP

