

ALL UNLABELLED BLOCKS  
 ARE STD 300 = 1100mm x 1100mm x 300mm **50/50 GRADE SOLID PODS**

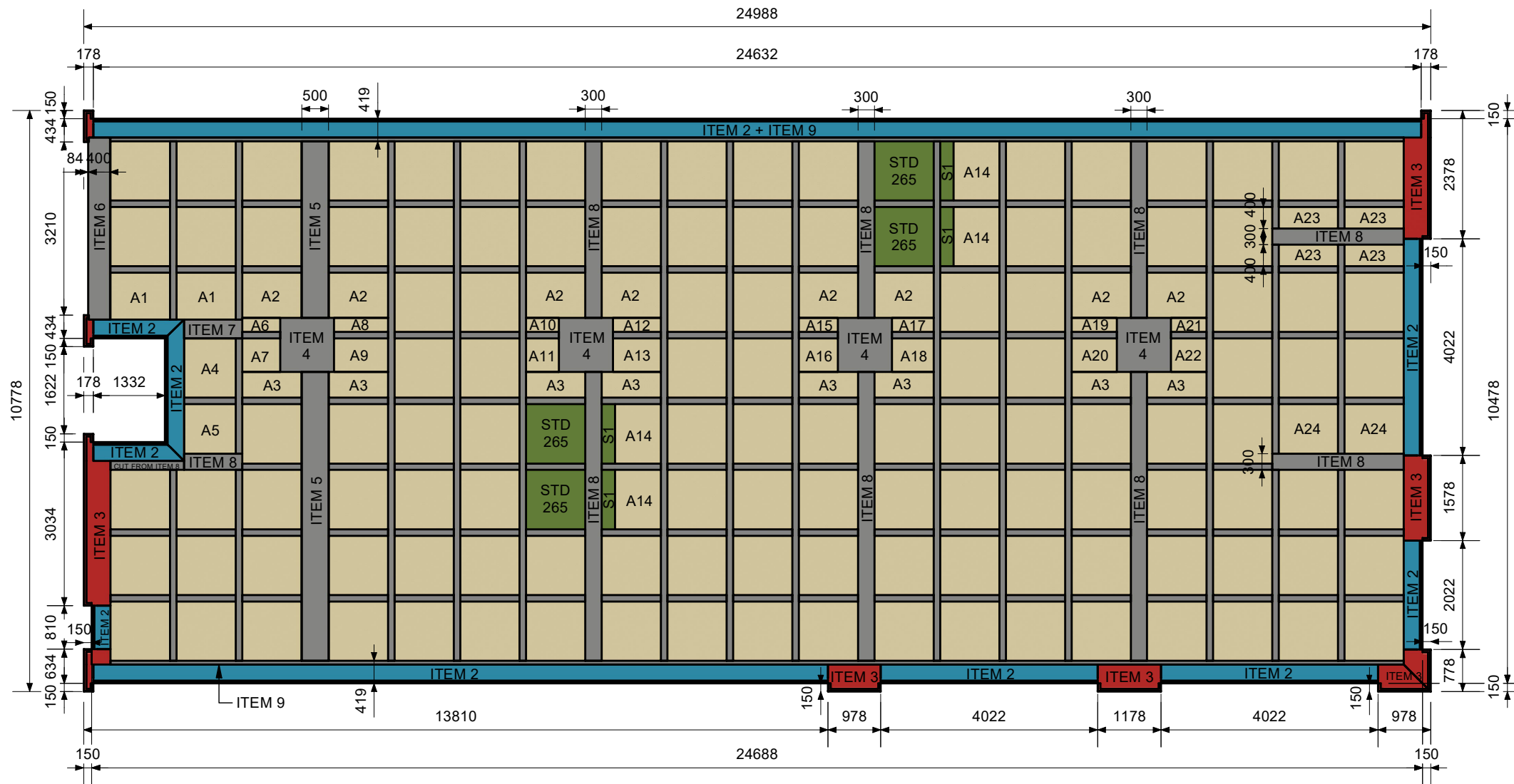
REBATES/ FOOTINGS AS PER ARCHITECTS POSITIONS AND ENGINEERS DETAILS

APPROX. 51 CUBIC METRES OF CONCRETE  
 REFER ENGINEERING PLAN (MAXRAFT ONLY)

MAX VALUE # 58.1

FLOOR AREA : 258.228 m<sup>2</sup> (INCL. 150mm BRICK REBATE)

PERIMETER : 77.420 m (INCL. 150mm BRICK REBATE)



**We have allowed 6mm offset on the panel plan as per architectural drawings.**

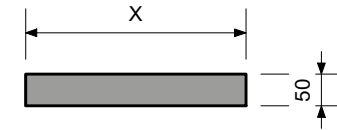
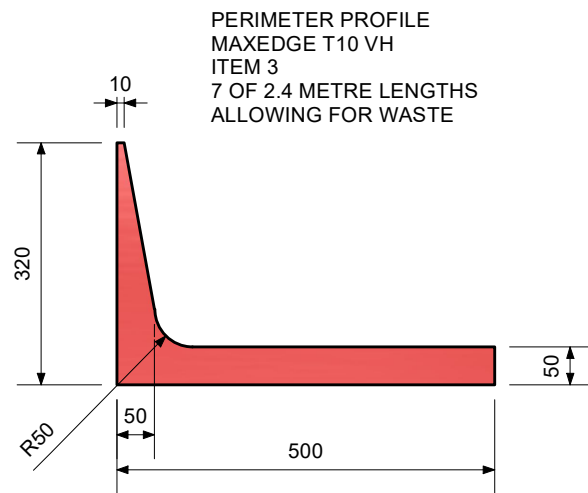
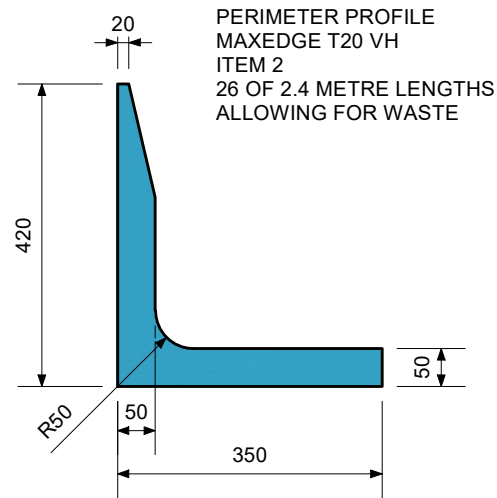
This panel plan is to be used exclusively for the installation of MAXRaft/MAXSlab pre-cut polystyrene.  
 Please refer to the consented drawings for dimension details.

SCALE @ A3 SHEET: 1 : 100	PROJECT: 11760 - Medder	DRAWN BY: Zen Chan	
ADDRESS: 243 Aramoana Road, Deborah Bay, Dunedin		SHEET: 1	REVISION: DATE COMPLETED: 27.03.2024

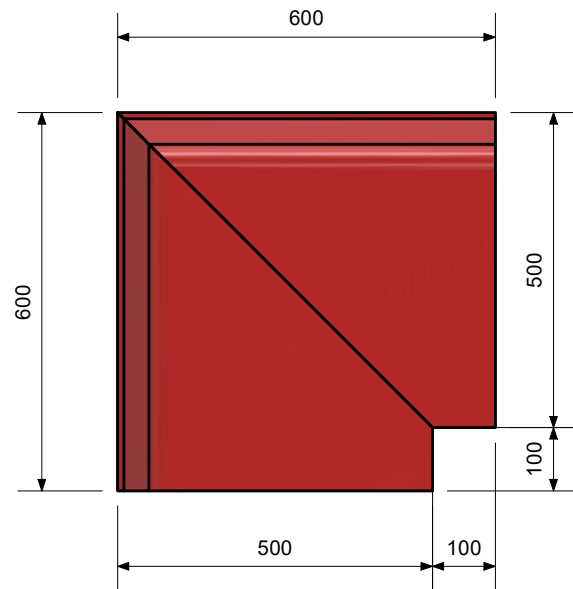


**NOTES.**  
 1. The contractor must verify all dimension and levels on site. notify the Maxraft of any discrepancies with written dimensions.  
 2. All figures dimension shall be taken in preference to scale  
 3. All building work to comply with NZS 3604: 2011 and the NewZealand Building code 2004  
 4. If any discrepancies in the plans are found contact the Maxraft immediately for clarification.

**MAXRAFT**  
**0800 629 723**  
 www.maxraft.co.nz



LOAD BEARING / THICKENING  
VH FOAM  
ITEM 4 X = 1000mm 2 OF 2.4 METRE LENGTHS  
ITEM 5 X = 500mm 4 OF 2.4 METRE LENGTHS  
ITEM 6 X = 400mm 2 OF 2.4 METRE LENGTHS  
ITEM 7 X = 350mm 1 OF 2.4 METRE LENGTHS  
ITEM 8 X = 300mm 15 OF 2.4 METRE LENGTHS  
ITEM 9 X = 69mm 21 OF 2.4 METRE LENGTHS  
ITEM 10 X = 120mm 60 OF 2.4 METRE LENGTHS  
122 OF 1090mm x 120mm x 50mm LENGTHS  
ALLOWING FOR WASTE



### 50/50 GRADE SOLID POD/POLY

118 X 300mm STD 50/50 GRADE SOLID PODS 1100mm x 1100mm

12 X 300mm CUT 50/50 GRADE SOLID POLY 2400mm x 1200mm

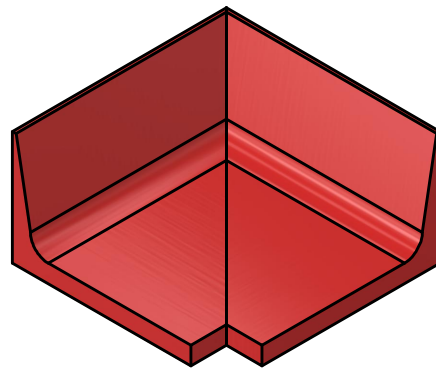
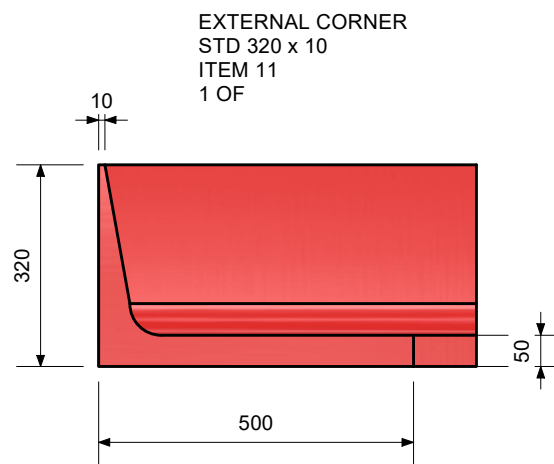
4 X 265mm STD 50/50 GRADE SOLID PODS 1100mm x 1100mm

1 X 265mm CUT 50/50 GRADE SOLID POLY 1100mm x 1100mm

275 X UNIMAX SPACERS

175 X 50mm POD STICKS

2 X RUBBISH BAGS



PARTS LIST				
ITEM	QTY	PART NUMBER	DESCRIPTION-1	DESCRIPTION-2
1	1	11760 - Medder		
2	59,148 m	MAXRaft Profiles (T20) - 20	MAXEdge T20 VH	350 mm x 420 mm x 20 mm
3	16,462 m	MAXEdge T10 -500-50-06	MAXEdge T10 VH	500 mm x 320 mm x 10 mm
4	4,000 m	Thickening - 1000	VH Polystyrene Foam	1000 mm
5	8,640 m	Thickening - 500	VH Polystyrene Foam	500 mm
6	3,378 m	Thickening - 400	VH Polystyrene Foam	400 mm
7	1,080 m	Thickening - 350	VH Polystyrene Foam	350 mm
8	33,240 m	Thickening - 300	VH Polystyrene Foam	300 mm
9	47,976 m	Thickening - 69	VH Polystyrene Foam	69 mm
10	266,181 m	Thickening - 120	VH Polystyrene Foam	120 mm
11	1	External Corner STD 320 x 10	MAXEdge T10 VH	600 mm x 600 mm
12	118	STD 300 Pod	50/50 Grade Solid Pod	1100 mm x 1100 mm
13	4	STD 265 pod	50/50 Grade Solid Pod	1100 mm x 1100 mm
A1	2	A 300 Pod_CPY	869 mm	1100 mm
A2	8	A 300 Pod_CPY1	838 mm	1100 mm
A3	8	A 300 Pod_CPY2	482 mm	1100 mm
A4	1	A 300 Pod_CPY3	1100 mm	955 mm
A5	1	A 300 Pod_CPY4	920 mm	955 mm
A6	1	A 300 Pod_CPY5	262 mm	704 mm
A7	1	A 300 Pod_CPY6	618 mm	704 mm
A8	1	A 300 Pod_CPY7	262 mm	1004 mm
A9	1	A 300 Pod_CPY8	618 mm	1004 mm
A10	1	A 300 Pod_CPY9	262 mm	611 mm
A11	1	A 300 Pod_CPY10	618 mm	611 mm
A12	1	A 300 Pod_CPY11	262 mm	889 mm
A13	1	A 300 Pod_CPY12	618 mm	889 mm
A14	4	A 300 Pod_CPY13	1100 mm	850 mm
A15	1	A 300 Pod_CPY14	262 mm	726 mm
A16	1	A 300 Pod_CPY15	618 mm	726 mm
A17	1	A 300 Pod_CPY16	262 mm	774 mm
A18	1	A 300 Pod_CPY17	618 mm	774 mm
A19	1	A 300 Pod_CPY18	262 mm	841 mm
A20	1	A 300 Pod_CPY19	618 mm	841 mm
A21	1	A 300 Pod_CPY20	262 mm	659 mm
A22	1	A 300 Pod_CPY21	618 mm	659 mm
A23	4	A 300 Pod_CPY22	400 mm	1100 mm
A24	2	A 300 Pod_CPY23	920 mm	1100 mm
S1	4	A 265 Pod_CPY	1100 mm	250 mm

SCALE @ A3 SHEET: 1 : 10 PROJECT: 11760 - Medder DRAWN BY: Zen Chan  
ADDRESS: 243 Aramoana Road, Deborah Bay, Dunedin SHEET: 2 REVISION: DATE COMPLETED: 27.03.2024



NOTES:  
1. The contractor must verify all dimension and levels on site, notify the Maxraft of any discrepancies with written dimensions.  
2. All figures dimension shall be taken in preference to scale  
3. All building work to comply with NZS 3604: 2011 and the NewZealand Building code 2004  
4. If any discrepancies in the plans are found contact the Maxraft immediately for clarification.

**MAXRAFT**  
**0800 629 723**  
www.maxraft.co.nz