

COVER SHEET

File - KS1000 RW_STD WALL_VERTICAL Q4_2023				
DATE	DETAIL NAME	DRG_REF	REVISION	APPROVED
16.11.23	COVER SHEET	RW_VS_01	-	JS
16.11.23	KS1000RW WALL PANEL DIMENSIONS	RW_VS_02	-	JS
16.11.23	PRIMARY STRUCTURE OPTIONS	RW_VS_03	-	JS
16.11.23	PANEL FIXING LOCATIONS	RW_VS_04	-	JS
16.11.23	PANEL LAP DETAILS	RW_VS_05	-	JS
16.11.23	BASE DETAILS 1	RW_VS_06	-	JS
16.11.23	BASE DETAILS 2	RW_VS_07	-	JS
16.11.23	BASE DETAIL 3	RW_VS_08	-	JS
16.11.23	BASE DETAILS 4	RW_VS_09	-	JS
16.11.23	BASE DETAIL 5	RW_VS_10	-	JS
16.11.23	BASE DETAIL 6	RW_VS_11	-	JS
16.11.23	BASE DETAIL 7	RW_VS_12	-	JS
16.11.23	NIB DETAIL 1	RW_VS_13	-	JS
16.11.23	NIB DETAIL 2	RW_VS_14	-	JS
16.11.23	NIB DETAIL 3	RW_VS_15	-	JS
16.11.23	NIB DETAIL 4	RW_VS_16	-	JS
16.11.23	EXTERNAL CORNER	RW_VS_17	-	JS
16.11.23	EXTERNAL CORNER- TIMBER FRAME	RW_VS_18	-	JS
16.11.23	INTERNAL CORNER - 1	RW_VS_19	-	JS
16.11.23	INTERNAL CORNER - 2	RW_VS_20	-	JS
16.11.23	INTERNAL CORNER - 3	RW_VS_21	-	JS
16.11.23	ABUTMENT TO CONCRETE - FLUSH	RW_VS_22	-	JS
16.11.23	ABUTMENT TO CONCRETE - OVERHANG	RW_VS_23	-	JS
16.11.23	VERTICAL TO HORIZONTAL BREAK DETAIL	RW_VS_24	-	JS
16.11.23	VERTICAL TO HORIZONTAL BREAK DETAIL	RW_VS_25	-	JS
16.11.23	VERGE OVERHANG	RW_VS_26	-	JS
16.11.23	VERGE DETAIL 1	RW_VS_27	-	JS
16.11.23	VERGE DETAIL 2	RW_VS_28	-	JS
16.11.23	VERGE DETAIL 3	RW_VS_29	-	JS
16.11.23	WINDOW HEAD DETAIL	RW_VS_30	-	JS
16.11.23	PERSONNEL DOOR DETAIL	RW_VS_31	-	JS
16.11.23	OVERHEAD DOOR DETAIL	RW_VS_32	-	JS
16.11.23	OVERHEAD DOOR DETAIL - 2	RW_VS_33	-	JS
16.11.23	LOUVRE DETAIL	RW_VS_34	-	JS
16.11.23	PIPE PENETRATION DETAIL	RW_VS_35	-	JS
16.11.23	PIPE PENETRATION SUPPORT DETAIL	RW_VS_36	-	JS
16.11.23	KS1100 CS GUTTER KS1000RW ROOF & VERTICAL WALL	RW_VS_37	-	JS
16.11.23	EAVES GUTTER DETAIL	RW_VS_38	-	JS
16.11.23	EAVES GUTTER DETAIL - 2	RW_VS_39	-	JS
16.11.23	EAVES GUTTER DETAIL - 3	RW_VS_40	-	JS
16.11.23	PLASTER-BOARD PARTITION DETAIL	RW_VS_41	-	JS
16.11.23	SIGNAGE SUPPORT DETAILS HORIZ. SECTION	RW_VS_42	-	JS
16.11.23	DOWN-PIPE SUPPORT DETAIL	RW_VS_43	-	JS

DISCLAIMER

These details are provided as a guideline for correct panel and associated component installation, which are based on industry accepted practices.

The location of the vapour barrier and associated sealants in these details are for typical "ambient" installations. Contact Kingspan Technical for specific detailing for low temp, high humidity or fire detailing.

All structural supports are 'not by Kingspan'. They are shown for clarification and illustrative purposes only.

Refer the product data sheet for maximum panel spans based on the project specific design loads as determined by the project engineer.

Cold rolled steel sections are shown on these details however hot rolled or timber can be substituted.

The number of fixings on any detail is an indication only, the actual number required is project specific and need to be calculated based on project specific conditions. Refer to the project engineer.

These details are subject to change at anytime. Please refer to the Kingspan NZ website or Kingspan Technical for the latest version.

SYSTEM KS1000 RW_STD WALL_VERTICAL Q4_2023.DWG			
DESCRIPTION COVER SHEET			
APPROVED BY JS	DATE 16.11.23	REVISION -	
DRG REF: RW_VS_01	SCALE 1:1	SHEET - -	PAPER SIZE A4

This document remains the property of Kingspan Ltd under copyright laws. Licence is granted to use this document and its contents in connection with Kingspan Ltd products only.
©Kingspan Ltd

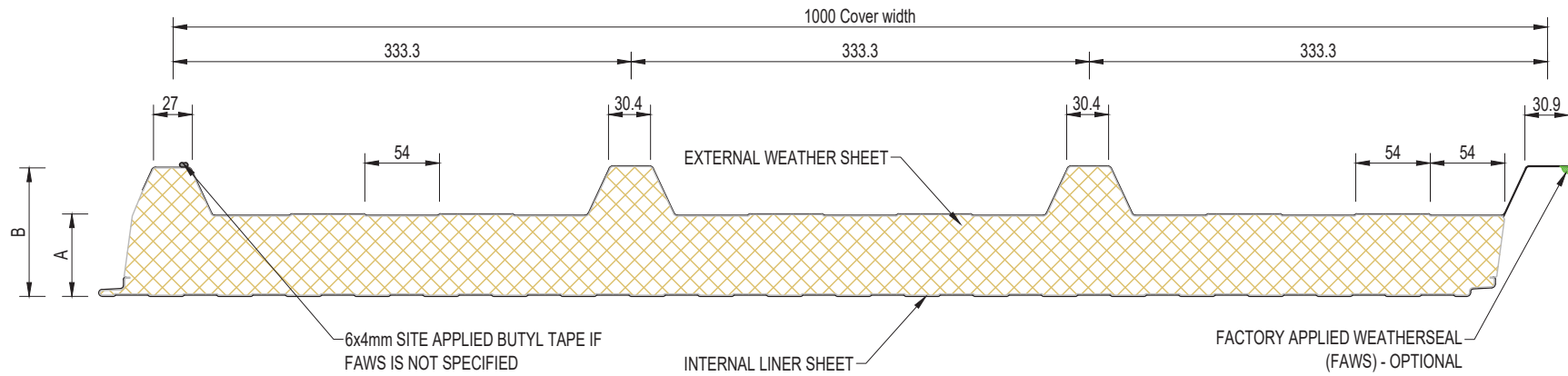
DO NOT SCALE. IF IN DOUBT ASK



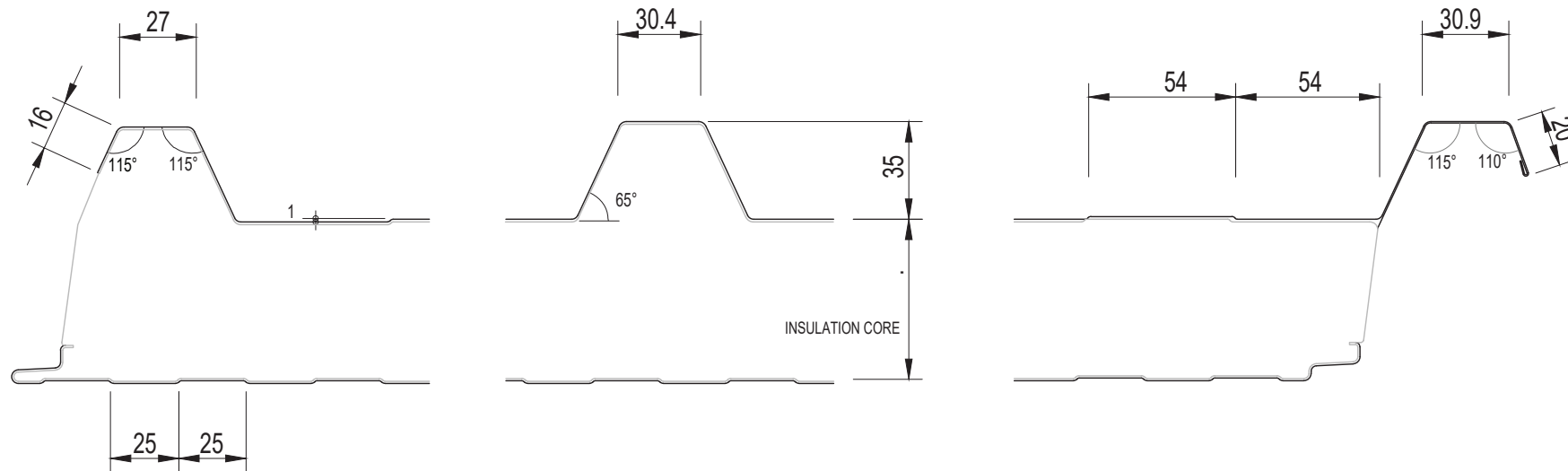
New Zealand: Kingspan Ltd
97 Montreal St, Christchurch, Tel: 03 260 5530, Freephone: 0800 121280
email: info@kingspanpanels.co.nz, www.kingspanpanels.co.nz

KS1000RW WALL PANEL DIMENSIONS

NOTE: ABOVE DIMENSIONS ARE NOMINAL, ACTUAL DIMENSIONS WILL VARY DUE TO MANUFACTURING TOLERANCES. EXACTLY PRECISE DIMENSIONS MUST ALWAYS BE MEASURED FROM ACTUAL SAMPLES ALL DIMENSIONS IN MILLIMETRES.



Product Tolerances	
Length < 3 m	±5 mm
Length > 3 m	±10 mm
Cover Width	±2 mm
Thickness < 100 mm	±2 mm
Thickness > 100 mm	±2%
Squareness	≤0.6% of width



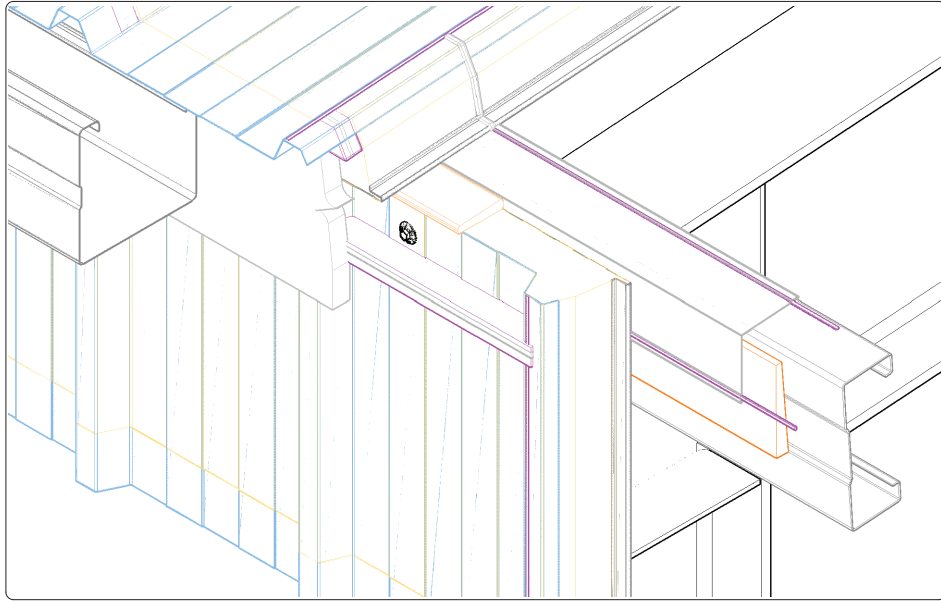
AVAILABLE PANEL THICKNESSES						
A- Core Thickness (mm)	40.00	60.00	70.00	100.00	120.00	140.00
B- Overall Dimension (mm)	75.00	95.00	105.00	135.00	155.00	175.00

SYSTEM KS1000 RW_STD WALL_VERTICAL Q4_2023.DWG			
DESCRIPTION KS1000RW WALL PANEL DIMENSIONS			
APPROVED BY JS	DATE 16.11.23	REVISION -	
DRG REF: RW_VS_02	SCALE 1:5	SHEET - -	PAPER SIZE A4
This document remains the property of Kingspan Ltd under copyright laws. Licence is granted to use this document and its contents in connection with Kingspan Ltd products only. ©Kingspan Ltd			

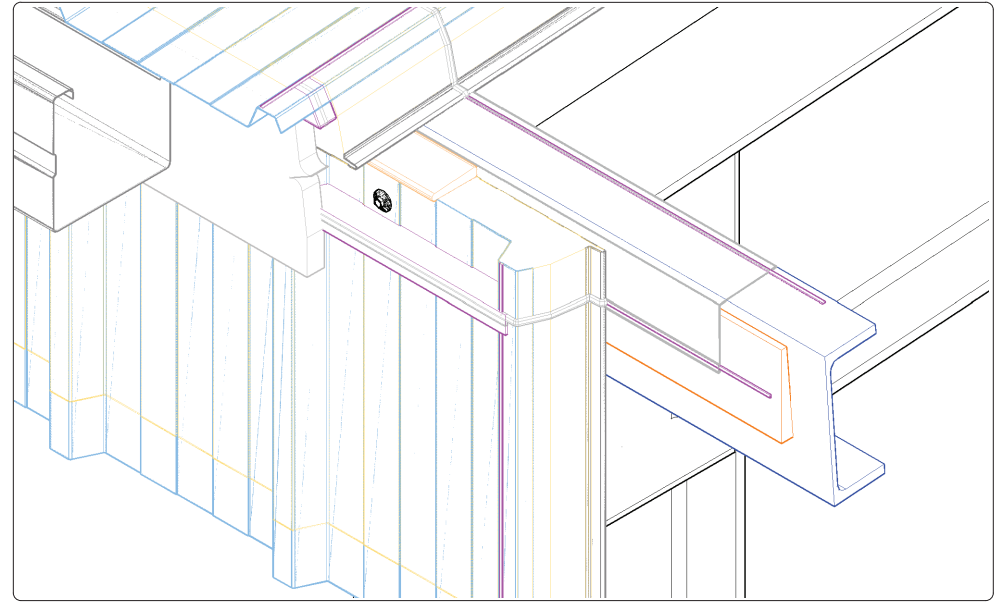
DO NOT SCALE. IF IN DOUBT ASK

New Zealand: Kingspan Ltd
97 Montreal St, Christchurch, Tel: 03 260 5530, Freephone: 0800 121280
email: info@kingspanpanels.co.nz, www.kingspanpanels.co.nz

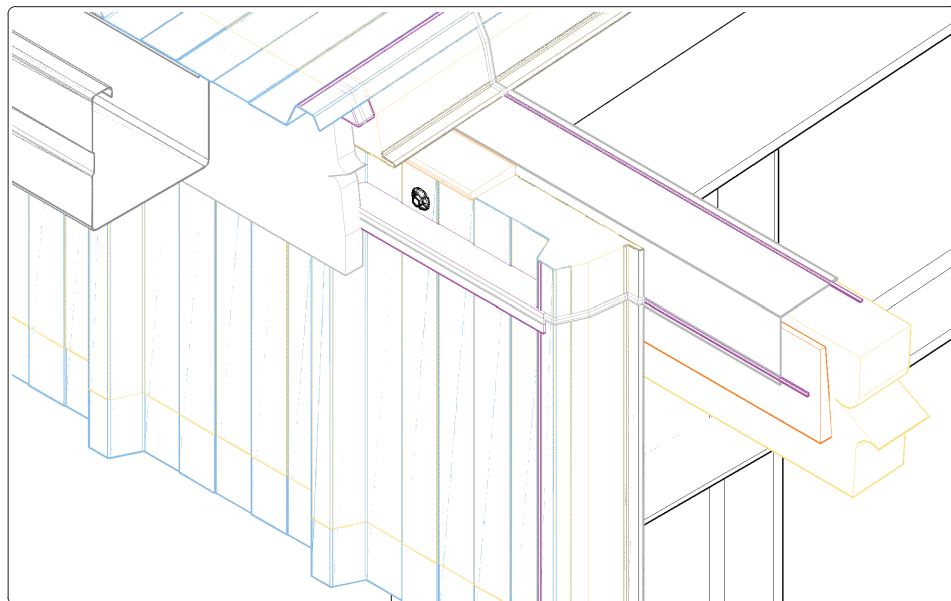
PRIMARY STRUCTURE OPTIONS



KS1000RW FIXED TO LIGHT STEEL FRAME



KS1000RW FIXED TO HEAVY STEEL FRAME



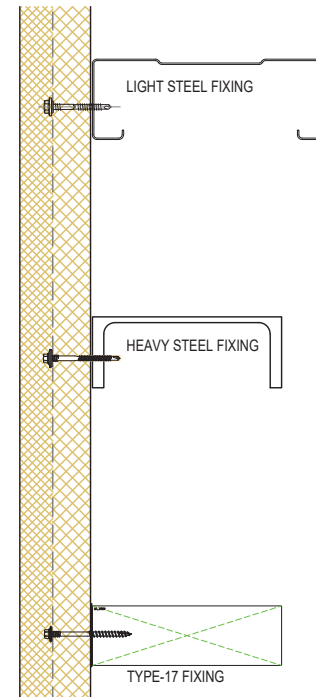
KS1000RW FIXED TO TIMBER FRAME

RW_VS_01

FIX TO LIGHT STEEL STRUCTURE

FIX TO HEAVY STEEL STRUCTURE

FIX TO TIMBER STRUCTURE



SYSTEM KS1000 RW_STD WALL_VERTICAL Q4_2023.DWG			
DESCRIPTION PRIMARY STRUCTURE OPTIONS			
APPROVED BY JS	DATE 16.11.23	REVISION -	
DRG REF: RW_VS_03	SCALE 1:8	SHEET --	PAPER SIZE A3
This document remains the property of Kingspan Ltd under copyright laws. Licence is granted to use this document and its contents in connection with Kingspan Ltd products only. ©Kingspan Ltd			

DO NOT SCALE. IF IN DOUBT ASK



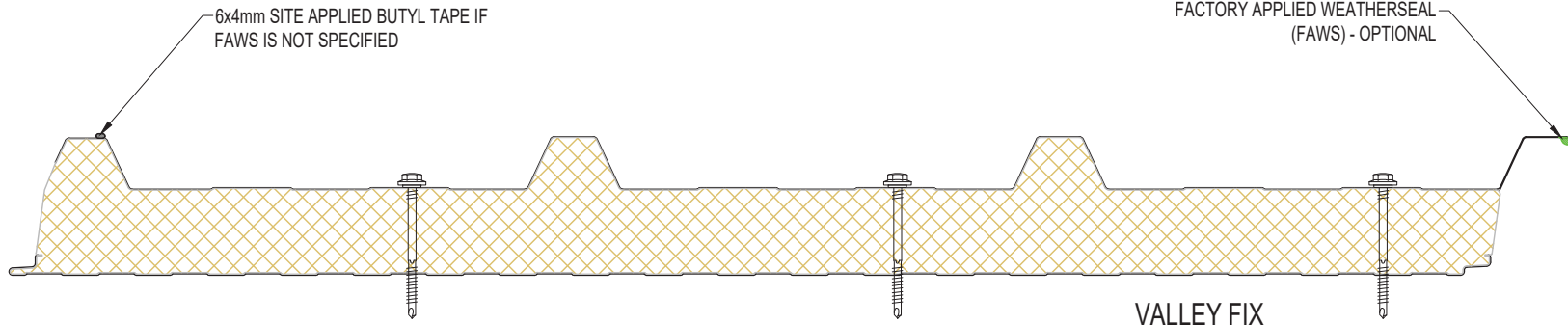
New Zealand: Kingspan Ltd
97 Montreal St, Christchurch, Tel: 03 260 5530, Freephone: 0800 121280
email: info@kingspanpanels.co.nz, www.kingspanpanels.co.nz

PANEL FIXING LOCATIONS

THE NUMBER OF FIXINGS & FIXING TYPE TO BE DETERMINED BY THE DESIGNER.
REFER FIXING MANUFACTURER FOR FIXING INTO LIGHT STEEL, HEAVY STEEL OR
TIMBER. MINIMUM WASHER SIZE TO BE 19mm. FASTENERS TO BE CLASS 4 OR BETTER.

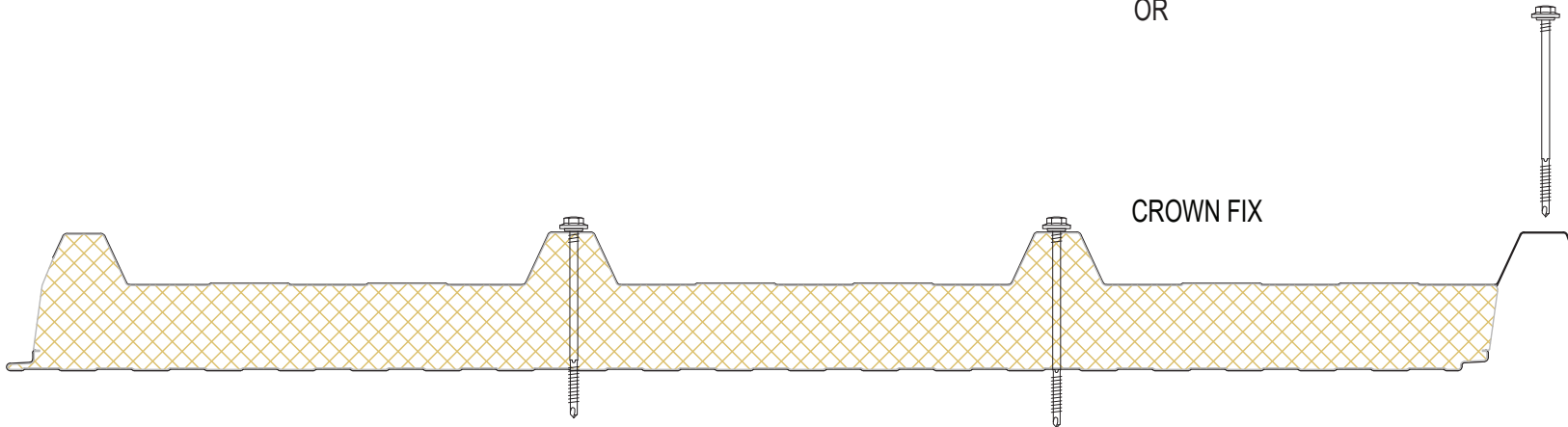
6x4mm SITE APPLIED BUTYL TAPE IF
FAWS IS NOT SPECIFIED

FACTORY APPLIED WEATHERSEAL
(FAWS) - OPTIONAL



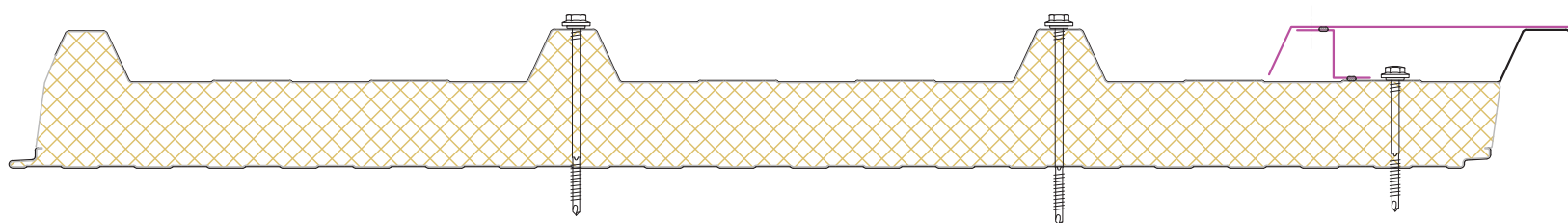
VALLEY FIX

OR



CROWN FIX

CROWN WITH VALLEY (UNDER FLASHINGS)



SYSTEM KS1000_RW_STD_WALL_VERTICAL_Q4_2023.DWG			
DESCRIPTION PANEL FIXING LOCATIONS			
APPROVED BY JS	DATE 16.11.23	REVISION -	
DRG REF: RW_VS_04	SCALE 1:5	SHEET --	PAPER SIZE A4
This document remains the property of Kingspan Ltd under copyright laws. Licence is granted to use this document and its contents in connection with Kingspan Ltd products only. ©Kingspan Ltd			

DO NOT SCALE. IF IN DOUBT ASK



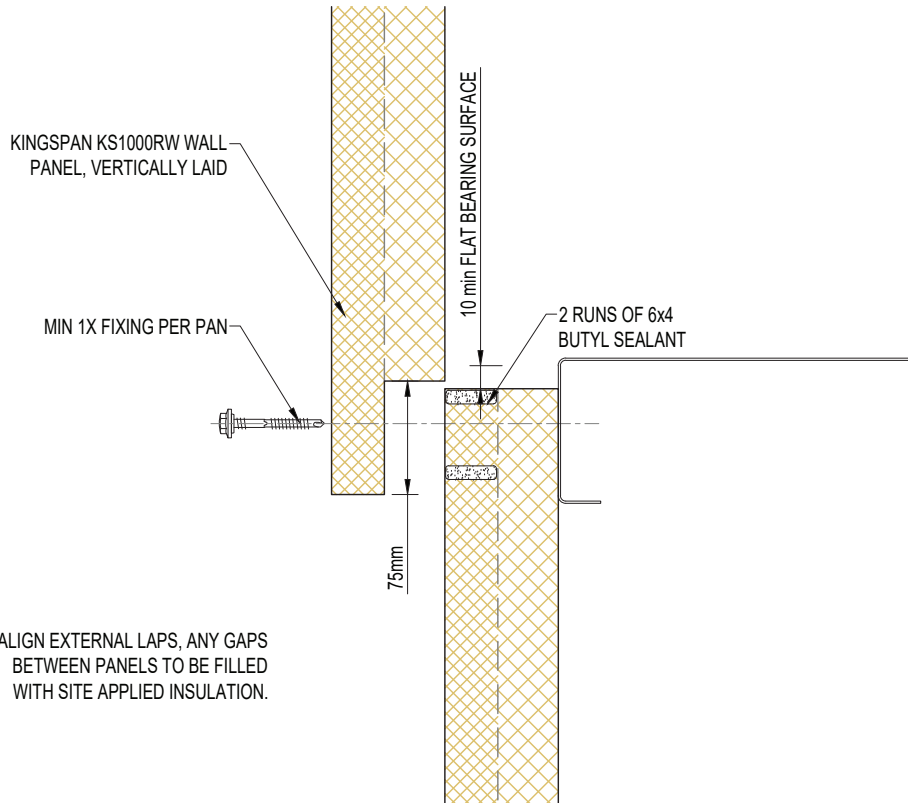
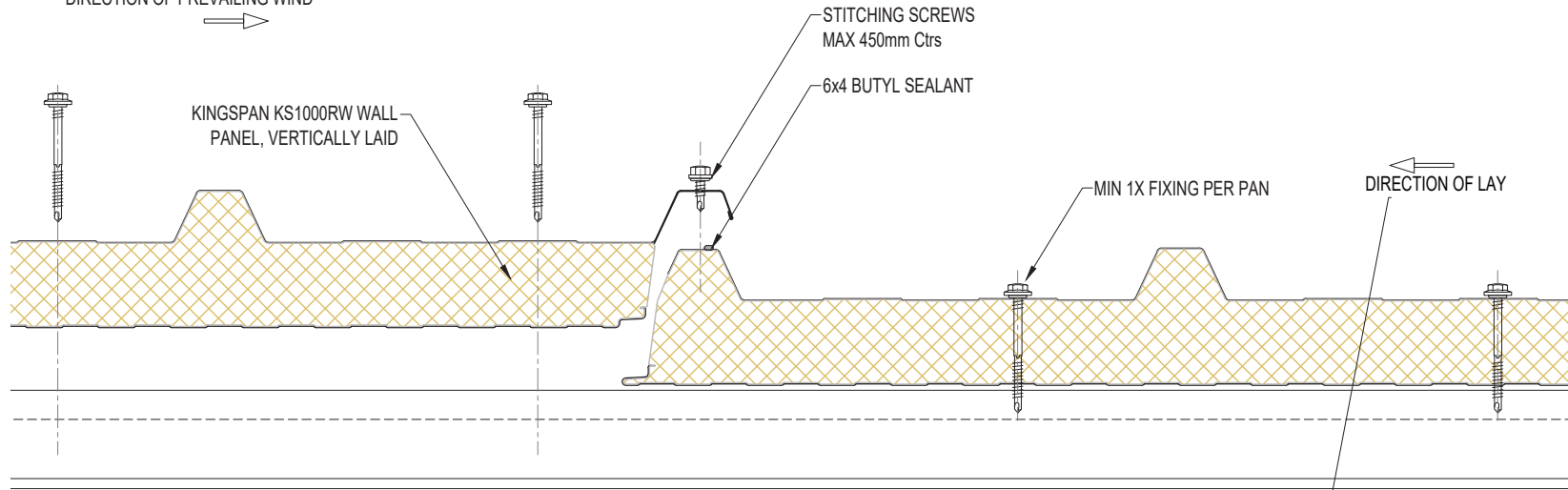
New Zealand: Kingspan Ltd
97 Montreal St, Christchurch, Tel: 03 260 5530, Freephone: 0800 121280
email: info@kingspanpanels.co.nz, www.kingspanpanels.co.nz

PANEL LAP DETAILS

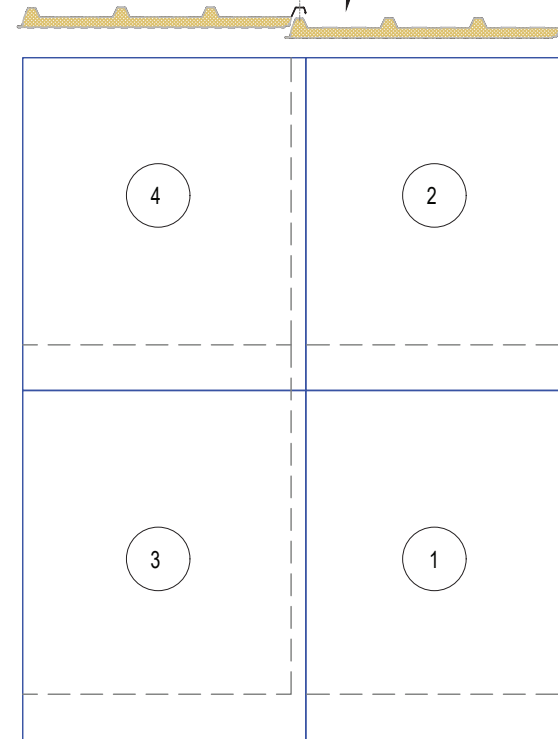
TYPICALLY, LAY AGAINST THE DIRECTION OF PREVAILING WIND



TO ENSURE CORRECT PANEL INSTALLATION, WALL STRUCTURAL SUPPORTS MUST BE CORRECTLY ALIGNED PRIOR TO INSERTION OF FIXINGS.



TO ALIGN EXTERNAL LAPS, ANY GAPS BETWEEN PANELS TO BE FILLED WITH SITE APPLIED INSULATION.



PANEL LAY ORDER - RIGHT TO LEFT

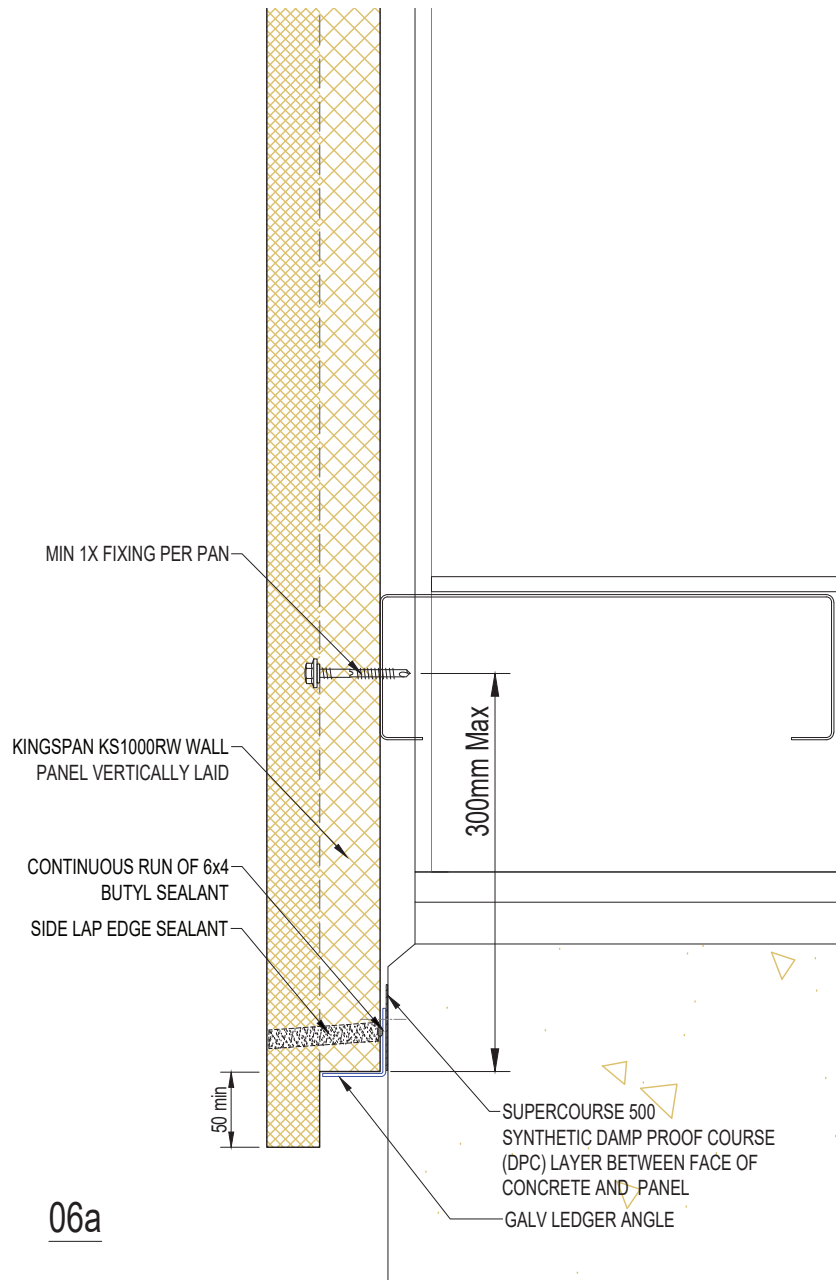
SYSTEM KS1000_RW_STD_WALL_VERTICAL_Q4_2023.DWG			
DESCRIPTION PANEL LAP DETAILS			
APPROVED BY JS	DATE 16.11.23	REVISION -	
DRG REF: RW_VS_05	SCALE 1:5	SHEET --	PAPER SIZE A4

This document remains the property of Kingspan Ltd under copyright laws. Licence is granted to use this document and its contents in connection with Kingspan Ltd products only.
©Kingspan Ltd

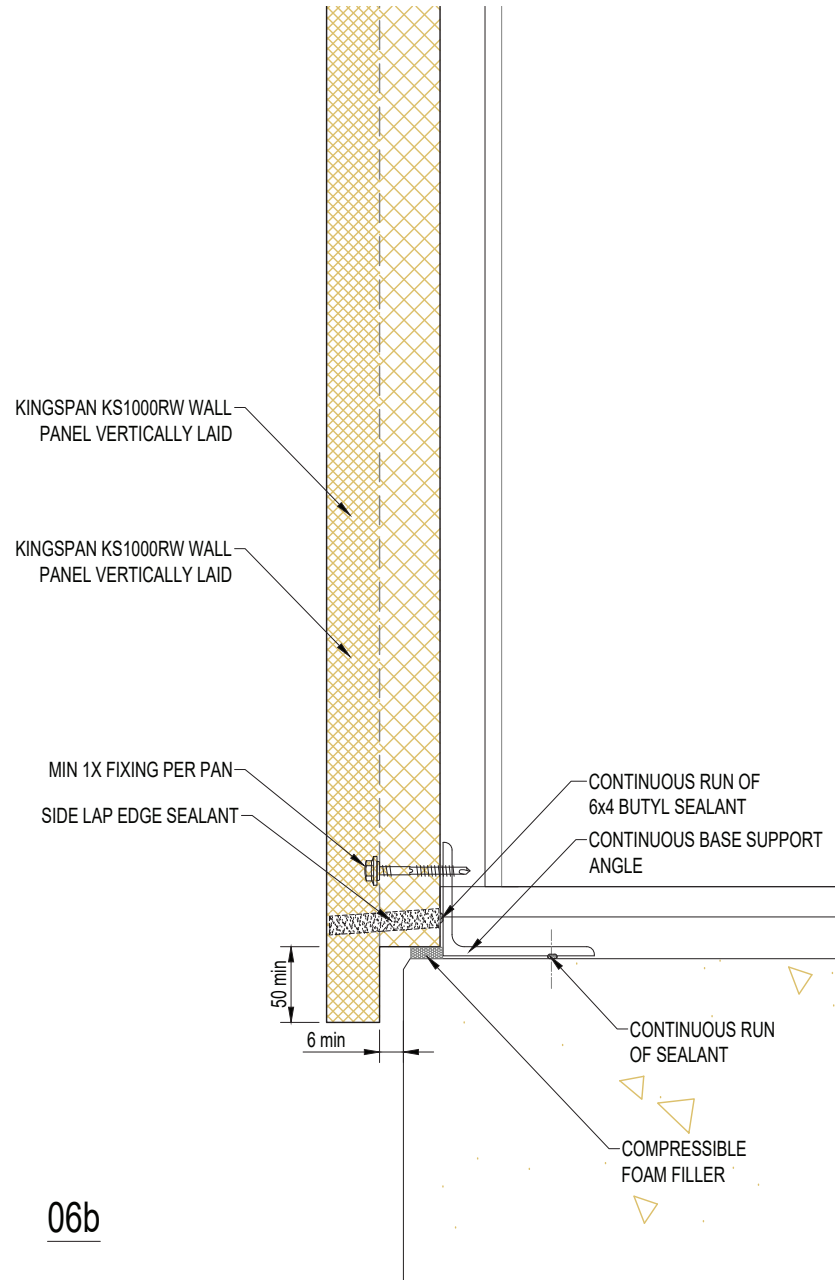
DO NOT SCALE. IF IN DOUBT ASK

New Zealand: Kingspan Ltd
97 Montreal St, Christchurch, Tel: 03 260 5530, Freephone: 0800 121280
email: info@kingspanpanels.co.nz, www.kingspanpanels.co.nz

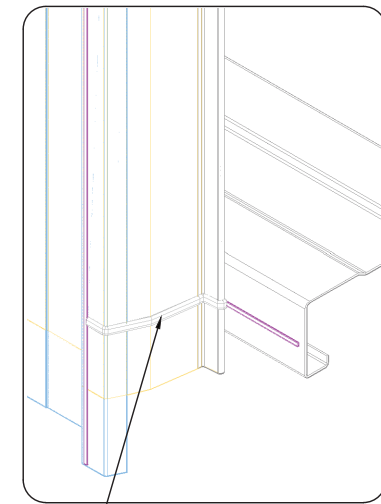
BASE DETAILS 1



06a



06b



SIDE LAP EDGE SEALANT: SIKALASTOMER 511 BUTYL SEALANT OR SIMILAR

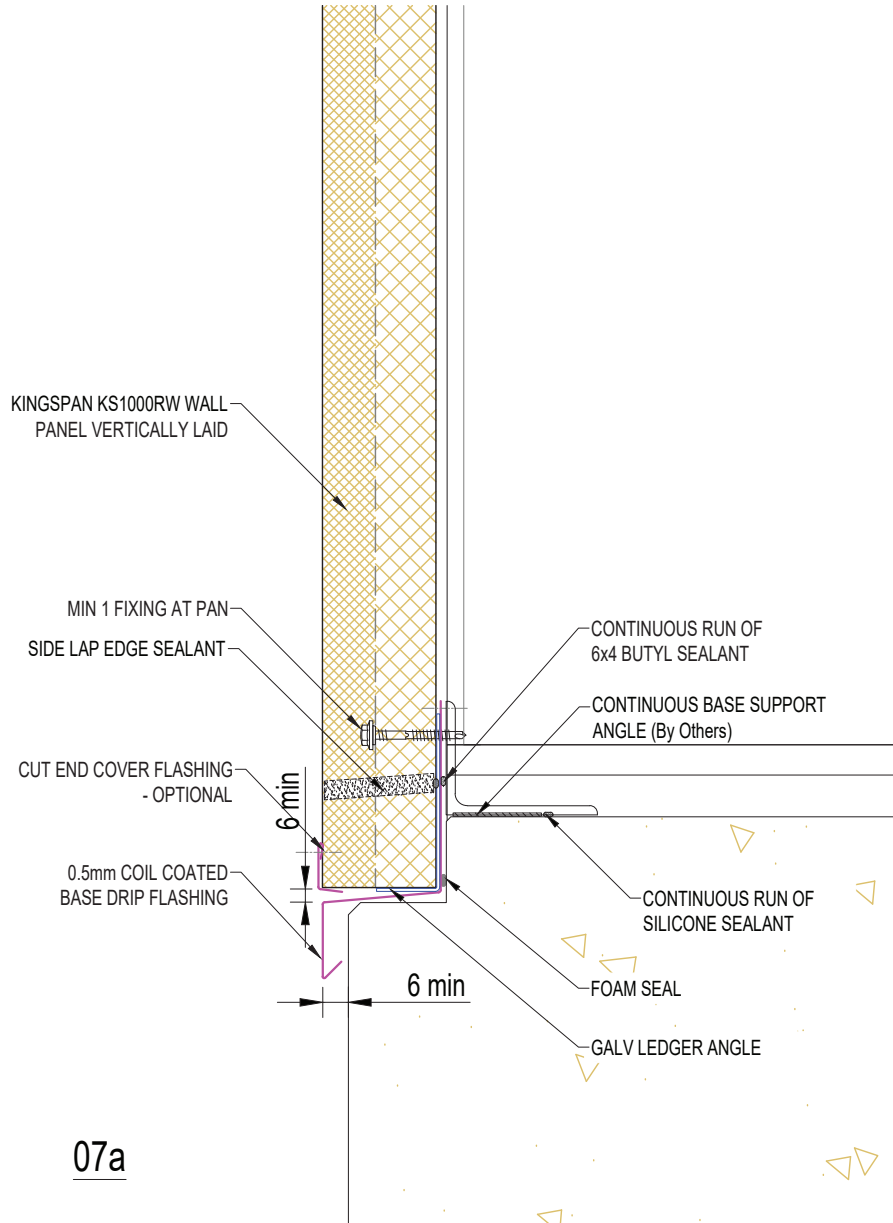
SYSTEM KS1000 RW_STD WALL_VERTICAL Q4_2023.DWG			
DESCRIPTION BASE DETAILS 1			
APPROVED BY JS	DATE 16.11.23	REVISION -	
DRG REF: RW_VS_06	SCALE 1:5	SHEET --	PAPER SIZE A4

This document remains the property of Kingspan Ltd under copyright laws. Licence is granted to use this document and its contents in connection with Kingspan Ltd products only.
©Kingspan Ltd

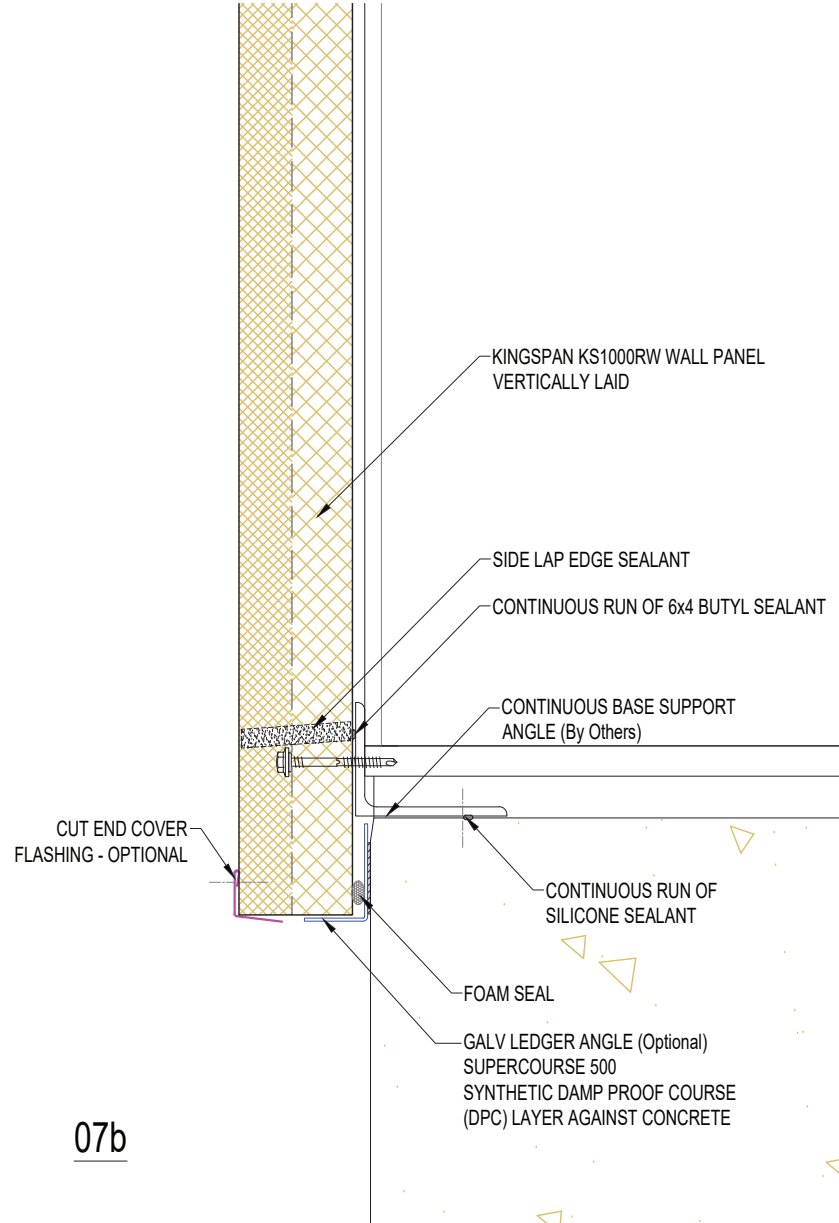
DO NOT SCALE. IF IN DOUBT ASK

New Zealand: Kingspan Ltd
87 Montreal St, Christchurch, Tel: 03 260 5530, Freephone: 0800 121280
email: info@kingspanpanels.co.nz, www.kingspanpanels.co.nz

BASE DETAILS 2



07a



07b

SYSTEM KS1000_RW_STD_WALL_VERTICAL_Q4_2023.DWG			
---	--	--	--

DESCRIPTION BASE DETAILS 2			
-------------------------------	--	--	--

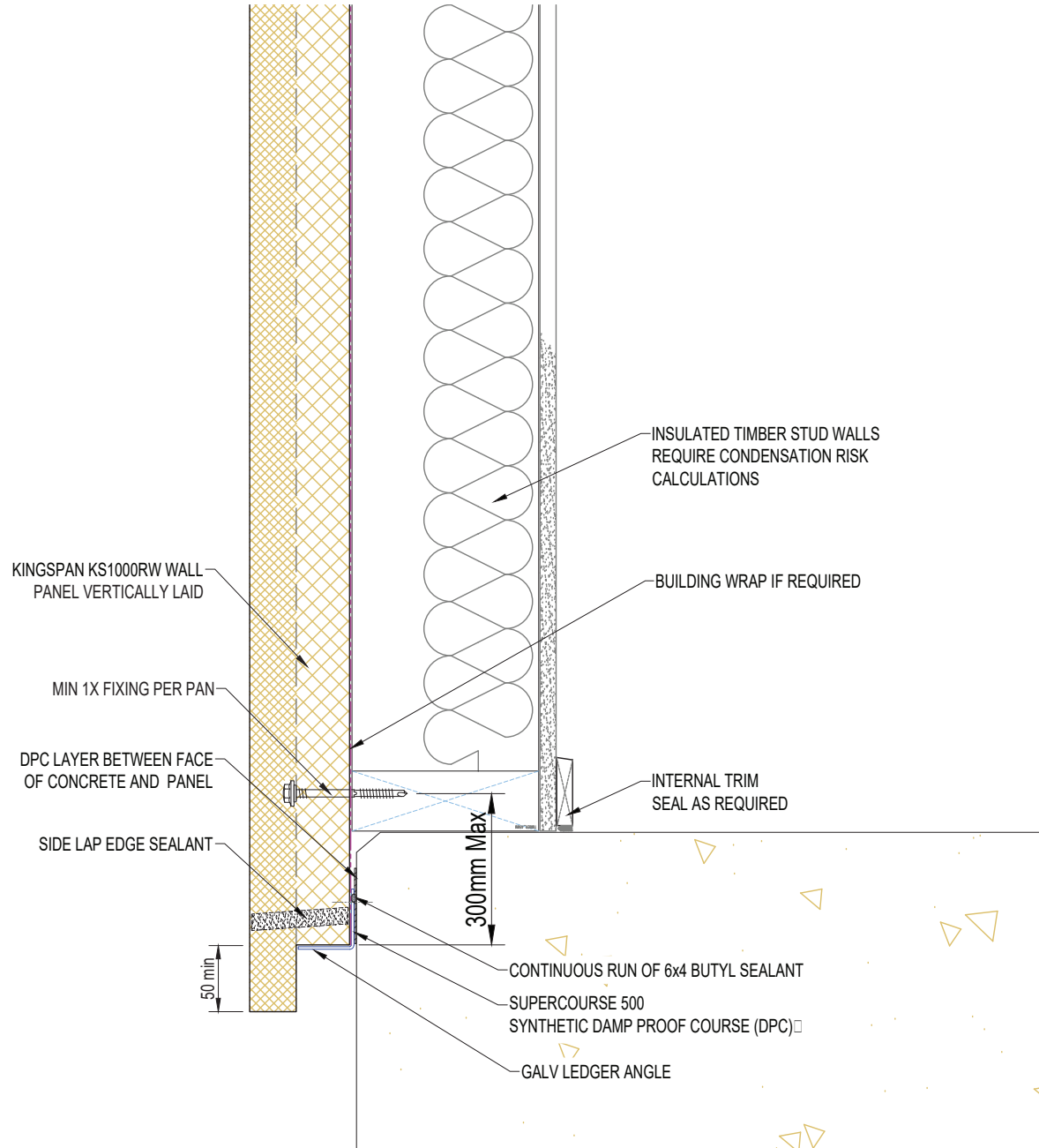
APPROVED BY JS	DATE 16.11.23	REVISION -	
DRG REF: RW_VS_07	SCALE 1:5	SHEET --	PAPER SIZE A4

This document remains the property of Kingspan Ltd under copyright laws. Licence is granted to use this document and its contents in connection with Kingspan Ltd products only.
©Kingspan Ltd

DO NOT SCALE. IF IN DOUBT ASK

New Zealand: Kingspan Ltd
97 Montreal St, Christchurch, Tel: 03 260 5530, Freephone: 0800 121280
email: info@kingspanpanels.co.nz, www.kingspanpanels.co.nz

BASE DETAIL 3



SYSTEM KS1000_RW_STD_WALL_VERTICAL_Q4_2023.DWG			
DESCRIPTION BASE DETAIL 3			
APPROVED BY JS	DATE 16.11.23	REVISION -	
DRG REF: RW_VS_08	SCALE 1:5	SHEET --	PAPER SIZE A4

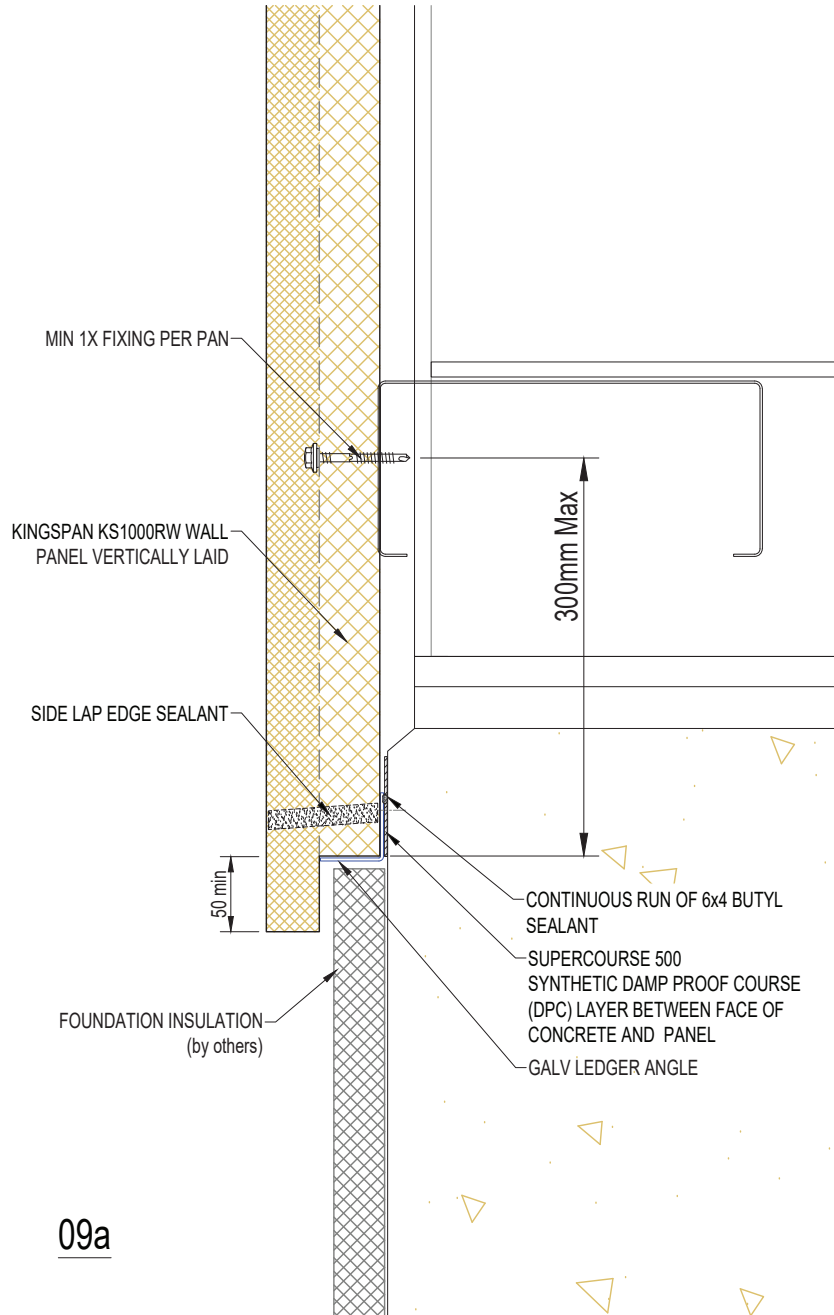
This document remains the property of Kingspan Ltd under copyright laws. Licence is granted to use this document and its contents in connection with Kingspan Ltd products only.
©Kingspan Ltd

DO NOT SCALE. IF IN DOUBT ASK

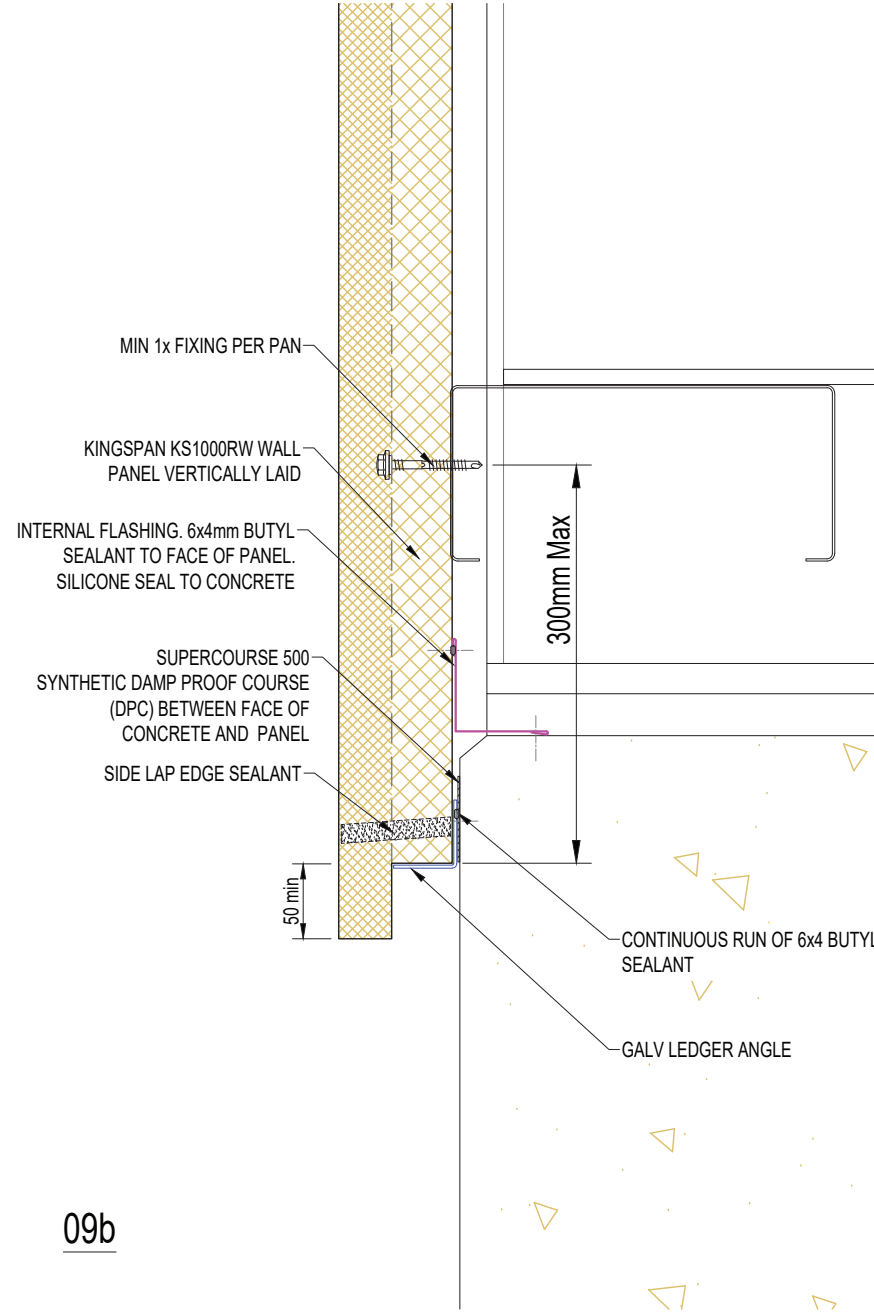


New Zealand: Kingspan Ltd
97 Montreal St, Christchurch, Tel: 03 260 5530, Freephone: 0800 121280
email: info@kingspanpanels.co.nz, www.kingspanpanels.co.nz

BASE DETAILS 4



09a



09b

SYSTEM KS1000 RW_STD WALL_VERTICAL Q4_2023.DWG			
DESCRIPTION BASE DETAILS 4			
APPROVED BY JS	DATE 16.11.23	REVISION -	
DRG REF: RW_VS_09	SCALE 1:5	SHEET --	PAPER SIZE A4

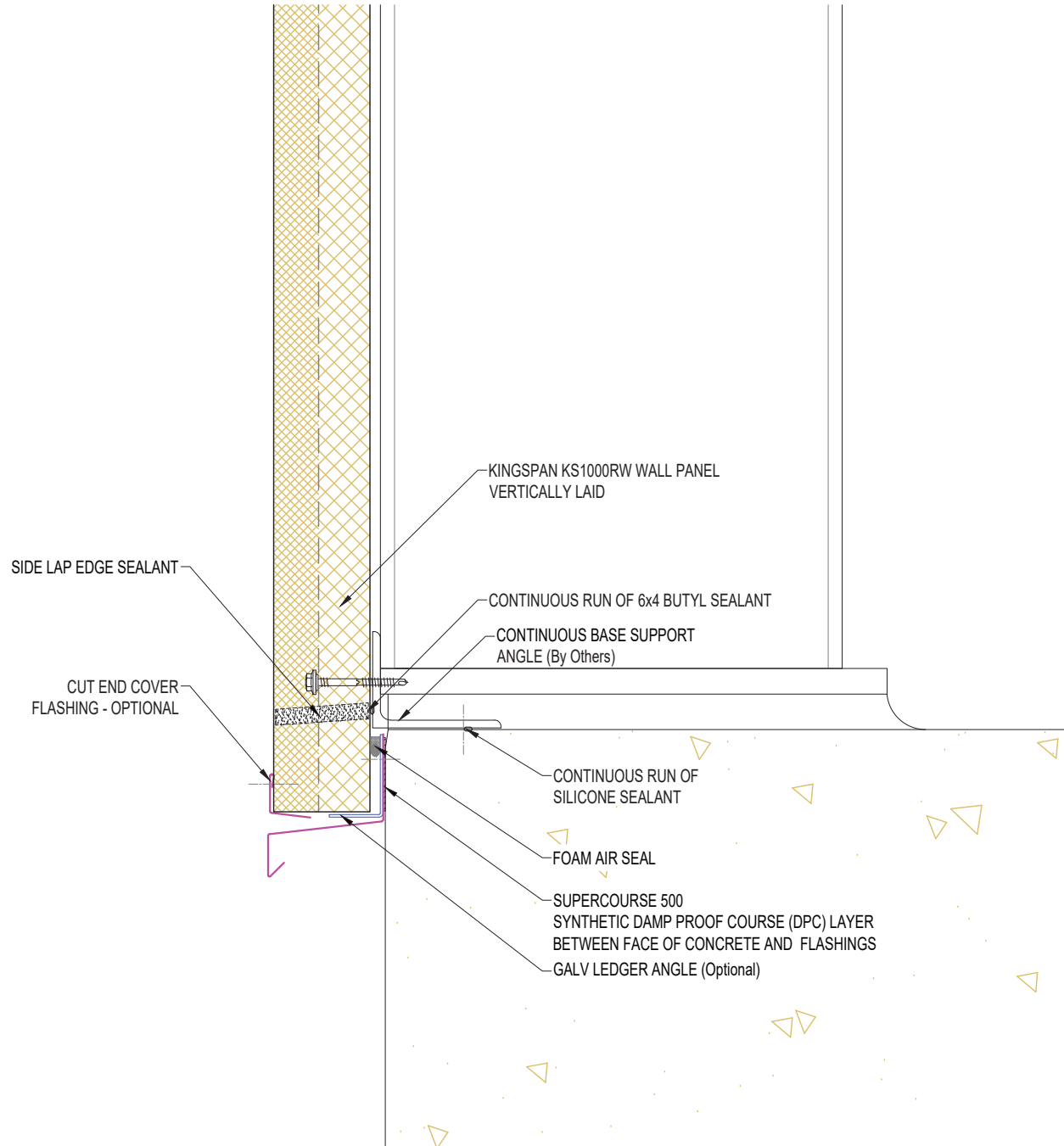
This document remains the property of Kingspan Ltd under copyright laws. Licence is granted to use this document and its contents in connection with Kingspan Ltd products only.
©Kingspan Ltd

DO NOT SCALE. IF IN DOUBT ASK



New Zealand: Kingspan Ltd
97 Montreal St, Christchurch, Tel: 03 260 5530, Freephone: 0800 121280
email: info@kingspanpanels.co.nz, www.kingspanpanels.co.nz

BASE DETAIL 5



SYSTEM
KS1000_RW_STD_WALL_VERTICAL_Q4_2023.DWG

DESCRIPTION
BASE DETAIL 5

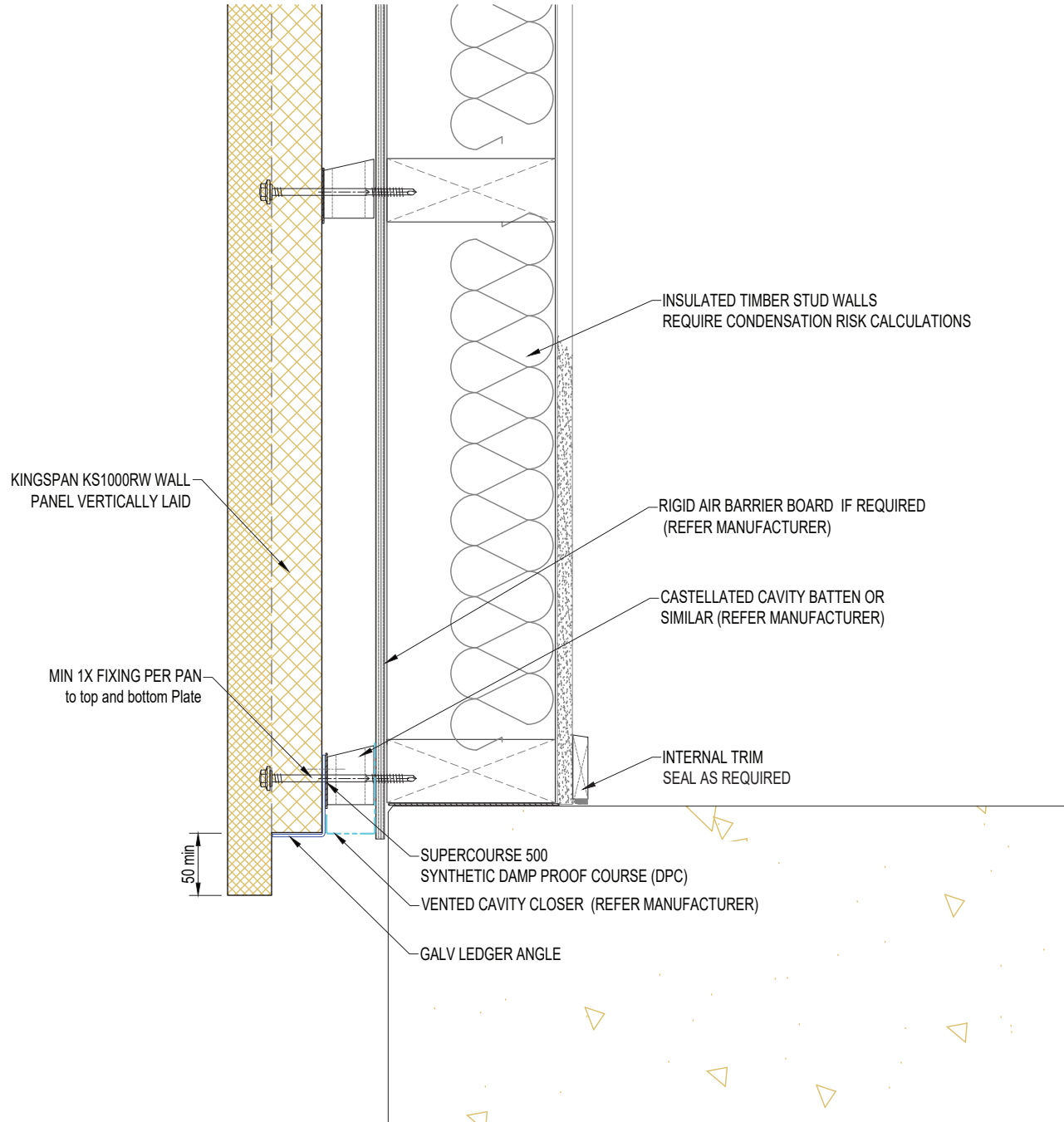
APPROVED BY JS	DATE 16.11.23	REVISION -
DRG REF: RW_VS_10	SCALE 1:5	SHEET --
		PAPER SIZE A4

This document remains the property of Kingspan Ltd under copyright laws. Licence is granted to use this document and its contents in connection with Kingspan Ltd products only.
©Kingspan Ltd

DO NOT SCALE. IF IN DOUBT ASK

New Zealand: Kingspan Ltd
97 Montreal St, Christchurch, Tel: 03 260 5530, Freephone: 0800 121280
email: info@kingspanpanels.co.nz, www.kingspanpanels.co.nz

BASE DETAIL 6



SYSTEM KS1000 RW_STD WALL_VERTICAL Q4_2023.DWG			
DESCRIPTION BASE DETAIL 6			
APPROVED BY JS	DATE 16.11.23	REVISION -	
DRG REF: RW_VS_11	SCALE 1:5	SHEET --	PAPER SIZE A4

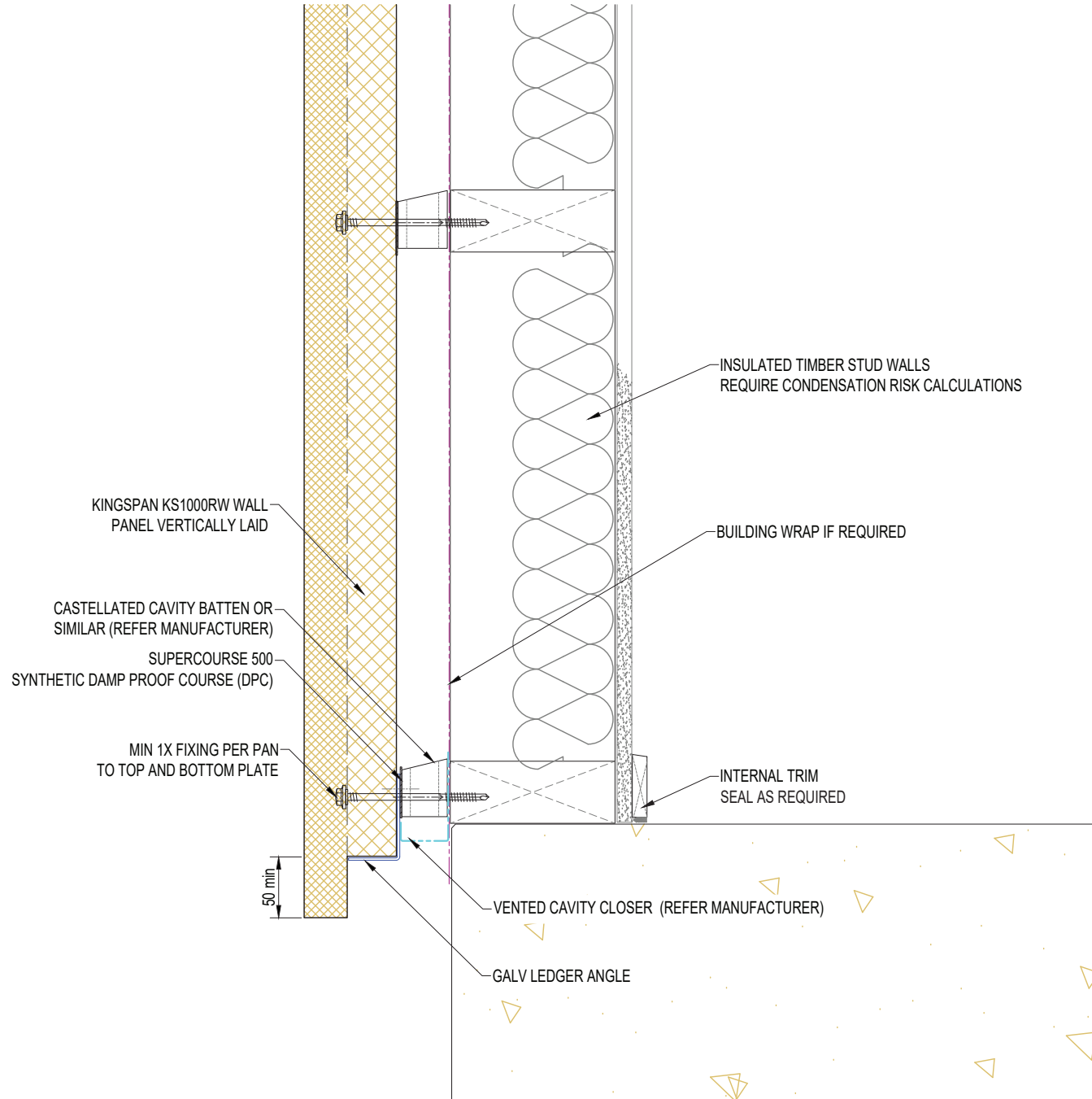
This document remains the property of Kingspan Ltd under copyright laws. Licence is granted to use this document and its contents in connection with Kingspan Ltd products only.
©Kingspan Ltd

DO NOT SCALE. IF IN DOUBT ASK



New Zealand: Kingspan Ltd
97 Montreal St, Christchurch, Tel: 03 260 5530, Freephone: 0800 121280
email: info@kingspanpanels.co.nz www.kingspanpanels.co.nz

BASE DETAIL 7



SYSTEM KS1000_RW_STD_WALL_VERTICAL_Q4_2023.DWG			
DESCRIPTION BASE DETAIL 7			
APPROVED BY JS	DATE 16.11.23	REVISION -	
DRG REF: RW_VS_12	SCALE 1:5	SHEET --	PAPER SIZE A4

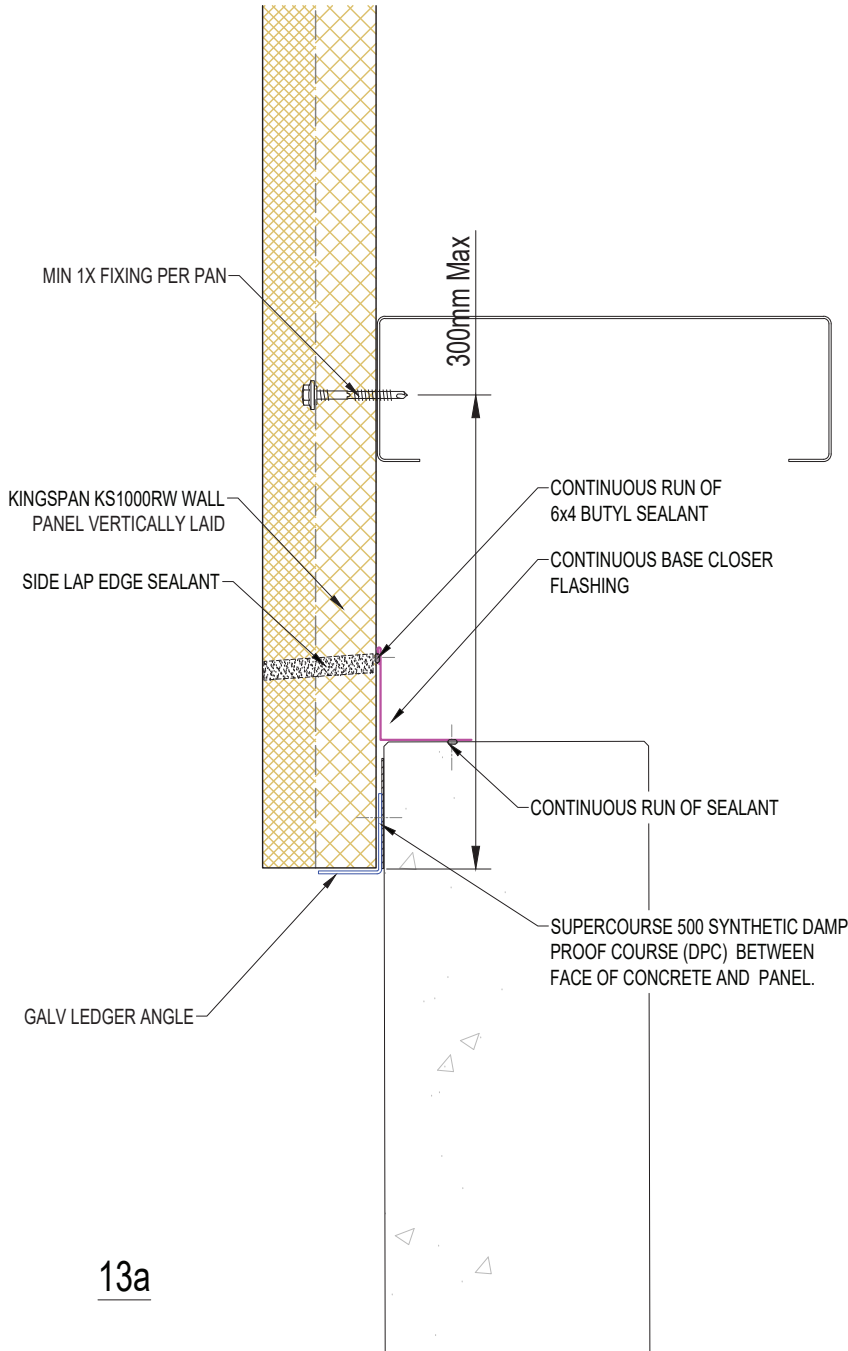
This document remains the property of Kingspan Ltd under copyright laws. Licence is granted to use this document and its contents in connection with Kingspan Ltd products only.
©Kingspan Ltd

DO NOT SCALE. IF IN DOUBT ASK

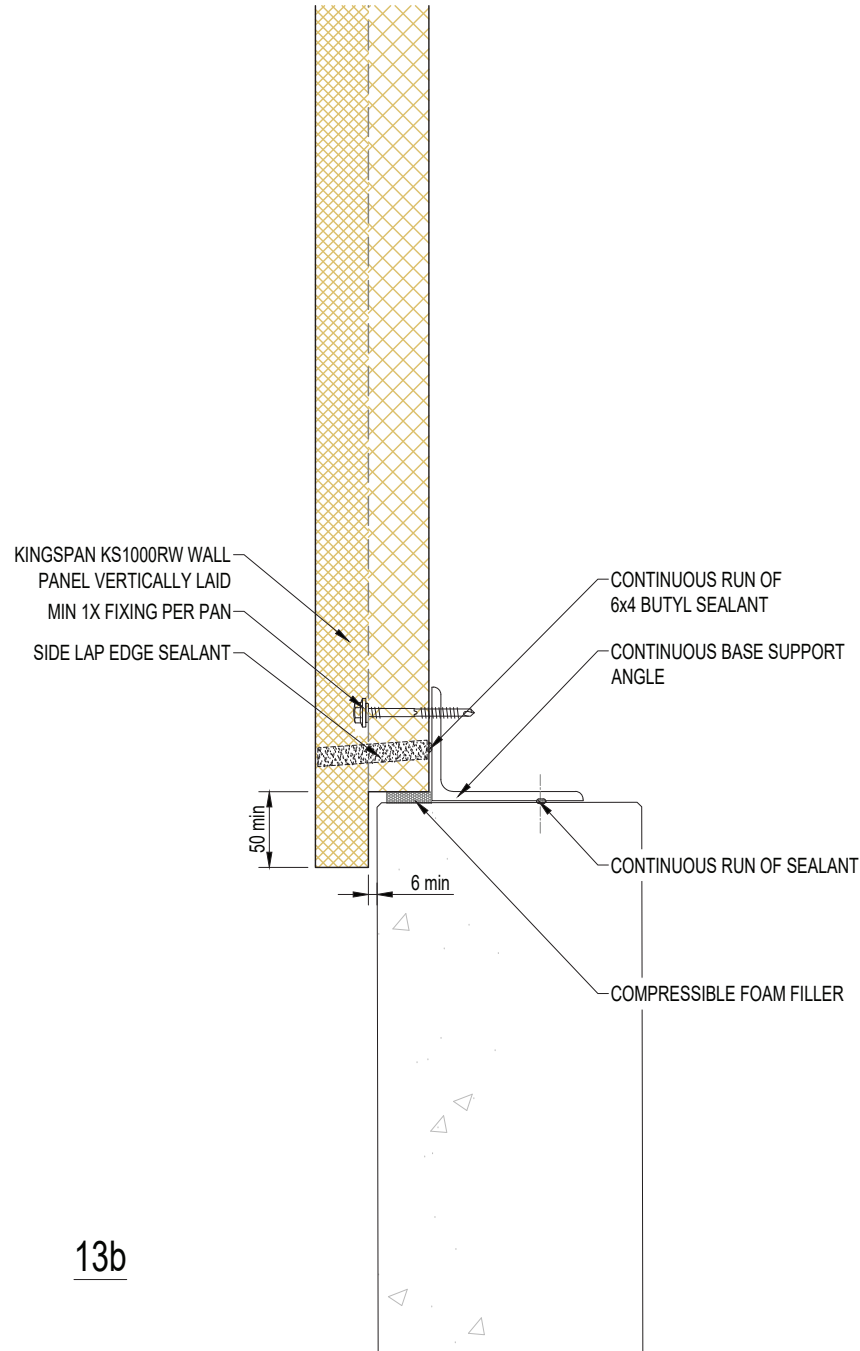


New Zealand: Kingspan Ltd
97 Montreal St, Christchurch, Tel: 03 260 5530, Freephone: 0800 121280
email: info@kingspanpanels.co.nz, www.kingspanpanels.co.nz


NIB DETAIL 1



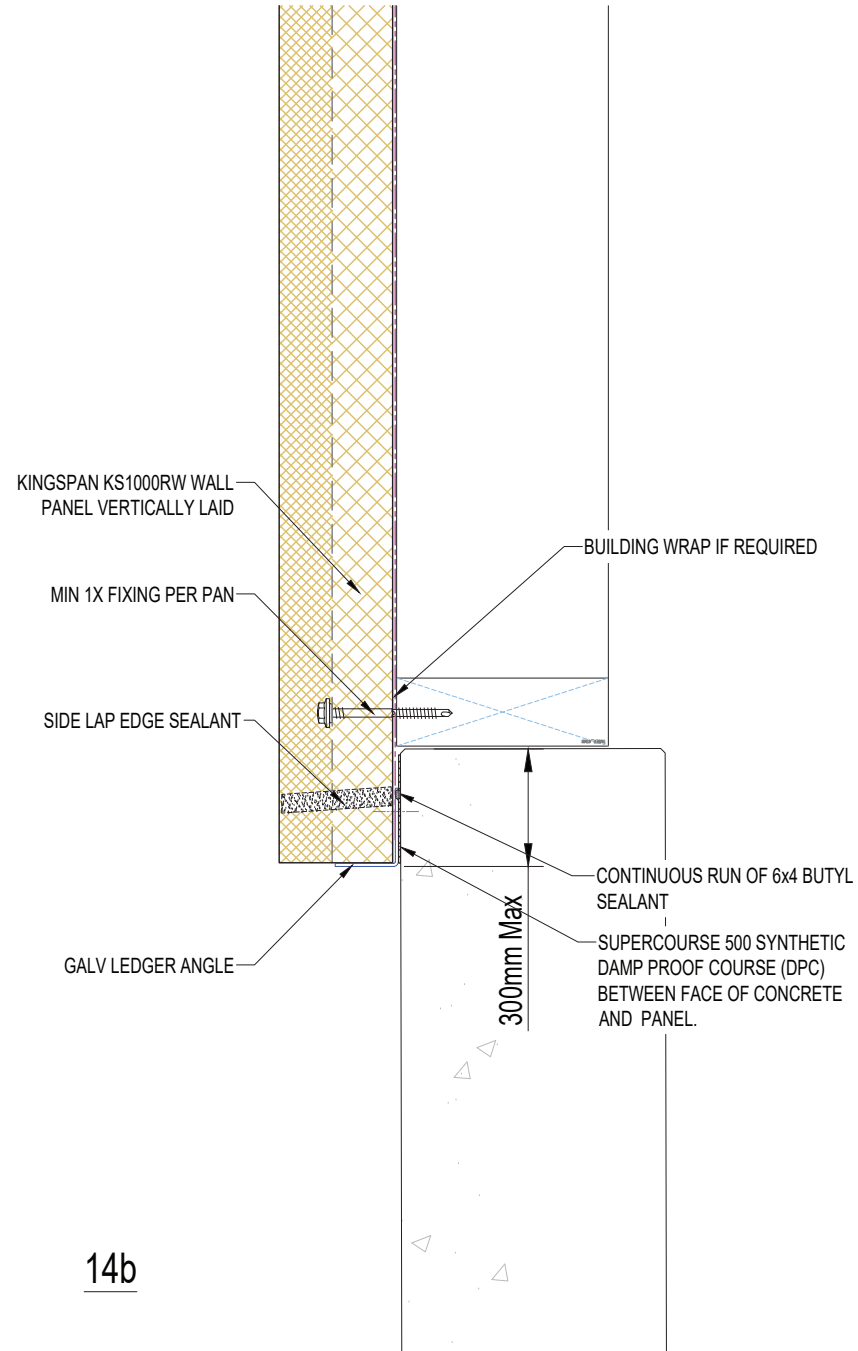
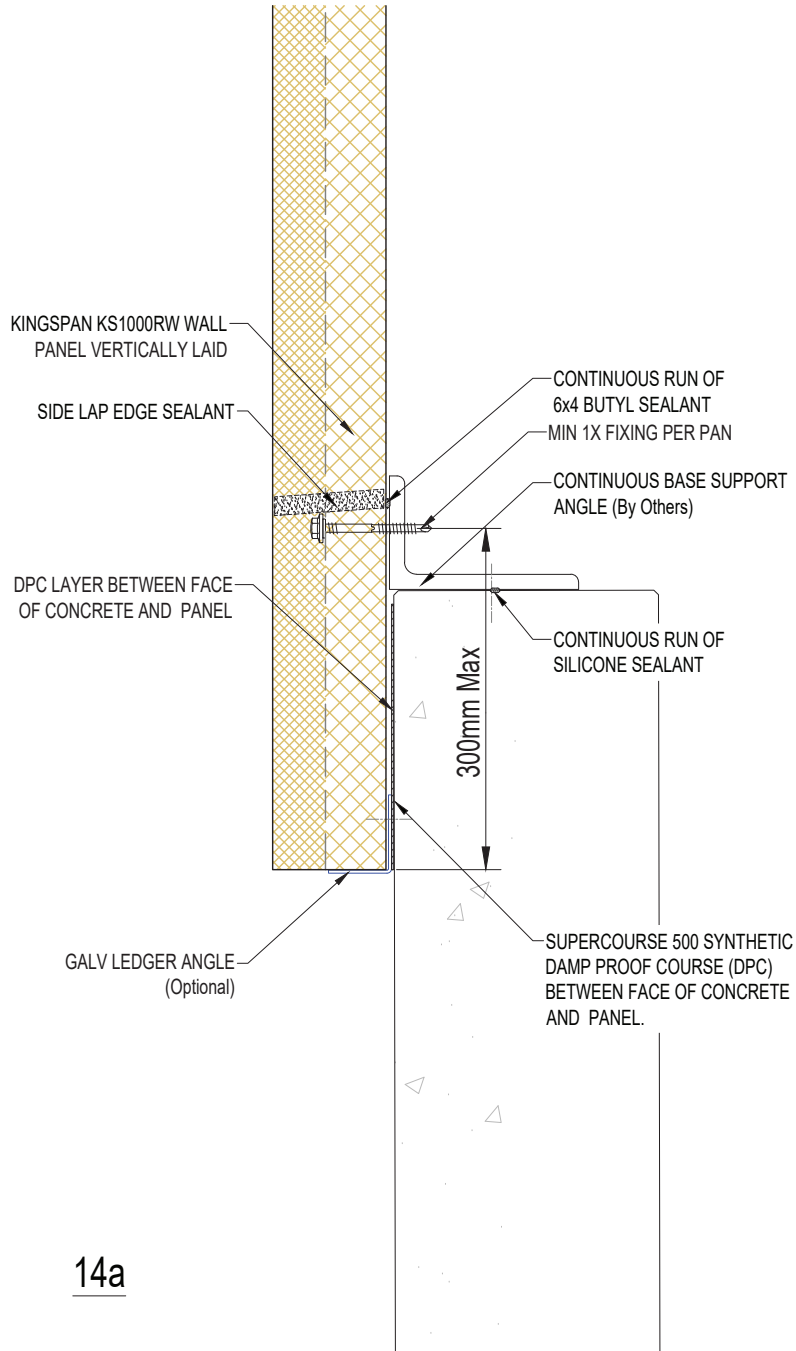
13a



13b

SYSTEM KS1000_RW_STD_WALL_VERTICAL_Q4_2023.DWG			
DESCRIPTION NIB DETAIL 1			
APPROVED BY JS	DATE 16.11.23	REVISION -	
DRG REF: RW_VS_13	SCALE 1:5	SHEET --	PAPER SIZE A4
This document remains the property of Kingspan Ltd under copyright laws. Licence is granted to use this document and its contents in connection with Kingspan Ltd products only. ©Kingspan Ltd			
DO NOT SCALE. IF IN DOUBT ASK			
			
<small>New Zealand: Kingspan Ltd 97 Montreal St, Christchurch, Tel: 03 260 5530, Freephone: 0800 121280 email: info@kingspanpanels.co.nz, www.kingspanpanels.co.nz</small>			

NIB DETAIL 2



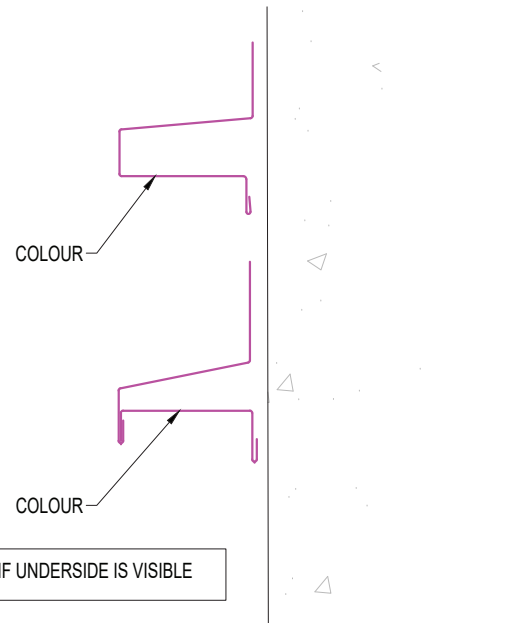
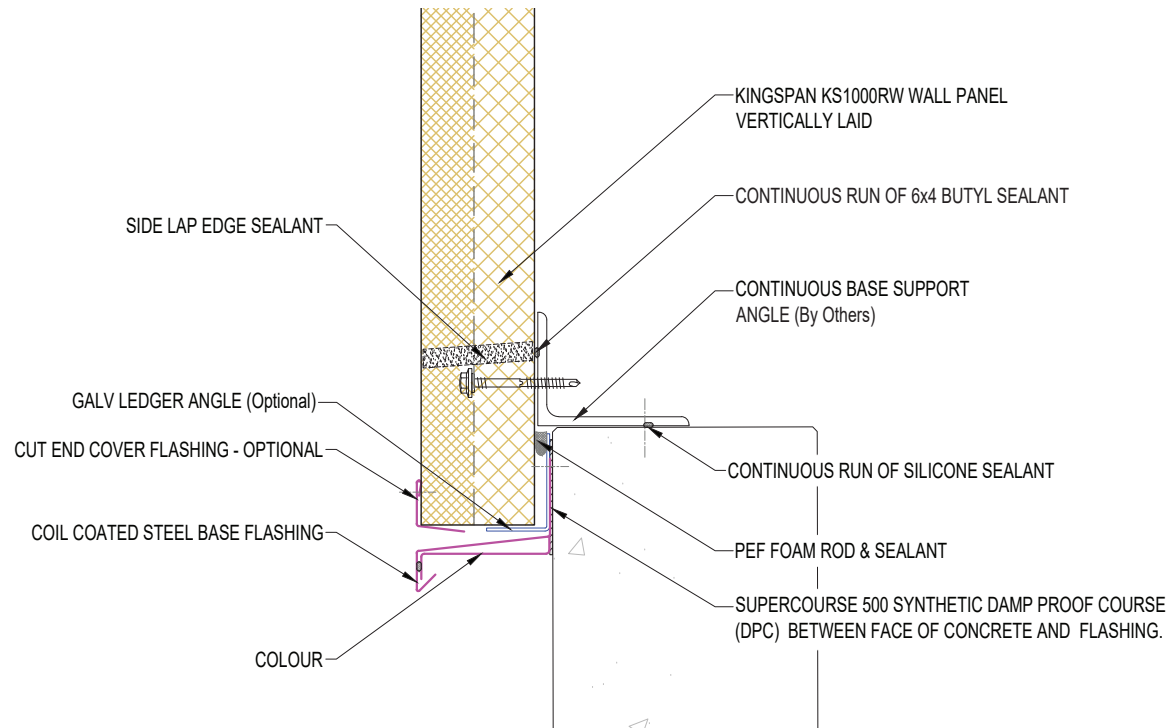
SYSTEM KS1000 RW_STD WALL_VERTICAL_Q4_2023.DWG			
DESCRIPTION NIB DETAIL 2			
APPROVED BY JS	DATE 16.11.23	REVISION -	
DRG REF: RW_VS_14	SCALE 1:5	SHEET --	PAPER SIZE A4
This document remains the property of Kingspan Ltd under copyright laws. Licence is granted to use this document and its contents in connection with Kingspan Ltd products only. ©Kingspan Ltd			

DO NOT SCALE. IF IN DOUBT ASK

New Zealand: Kingspan Ltd
97 Montreal St, Christchurch, Tel: 03 260 5530, Freephone: 0800 121280
email: info@kingspanpanels.co.nz, www.kingspanpanels.co.nz

NIB DETAIL 3

15



ALTERNATIVE BASE FLASHING OPTIONS IF UNDERSIDE IS VISIBLE

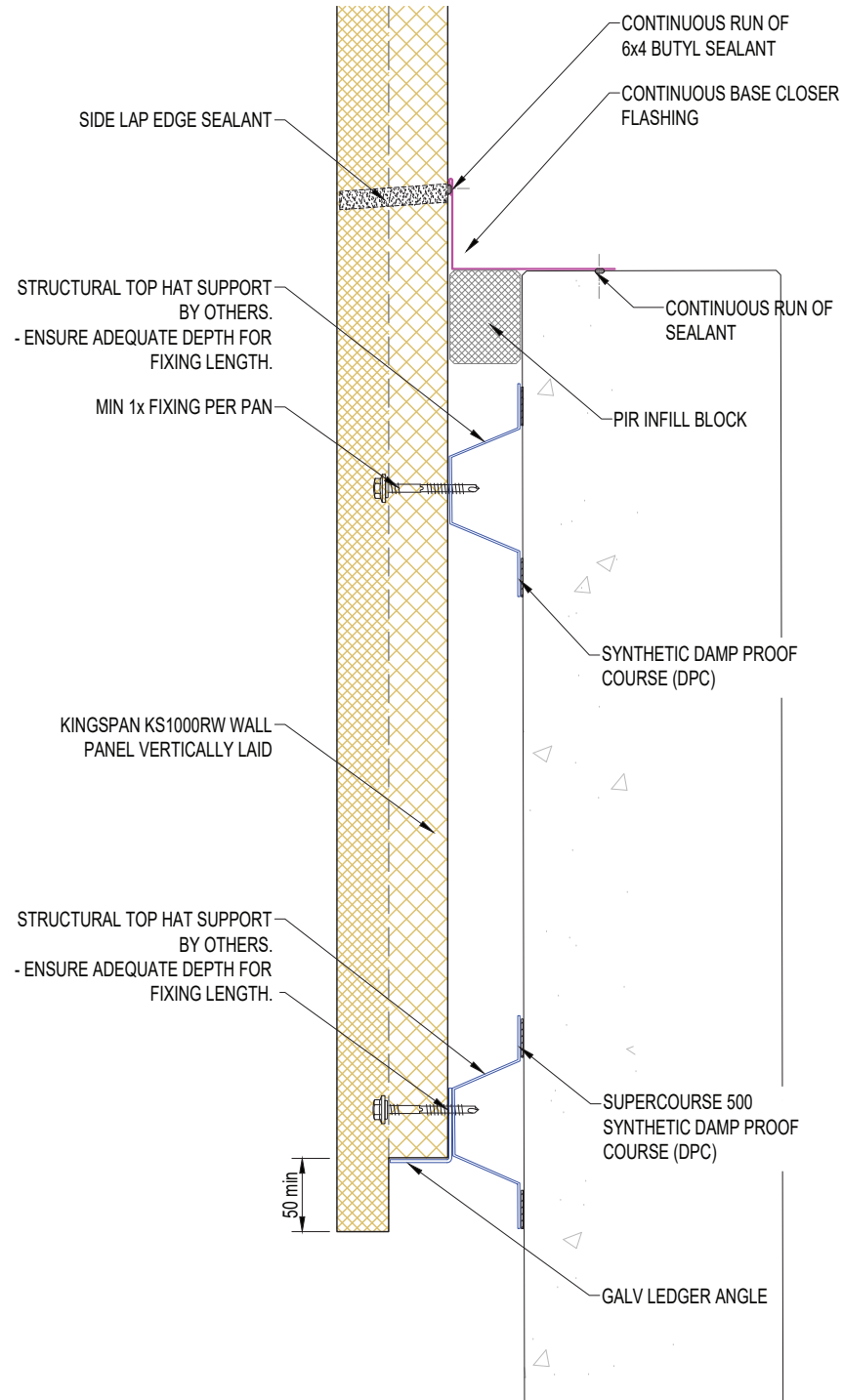
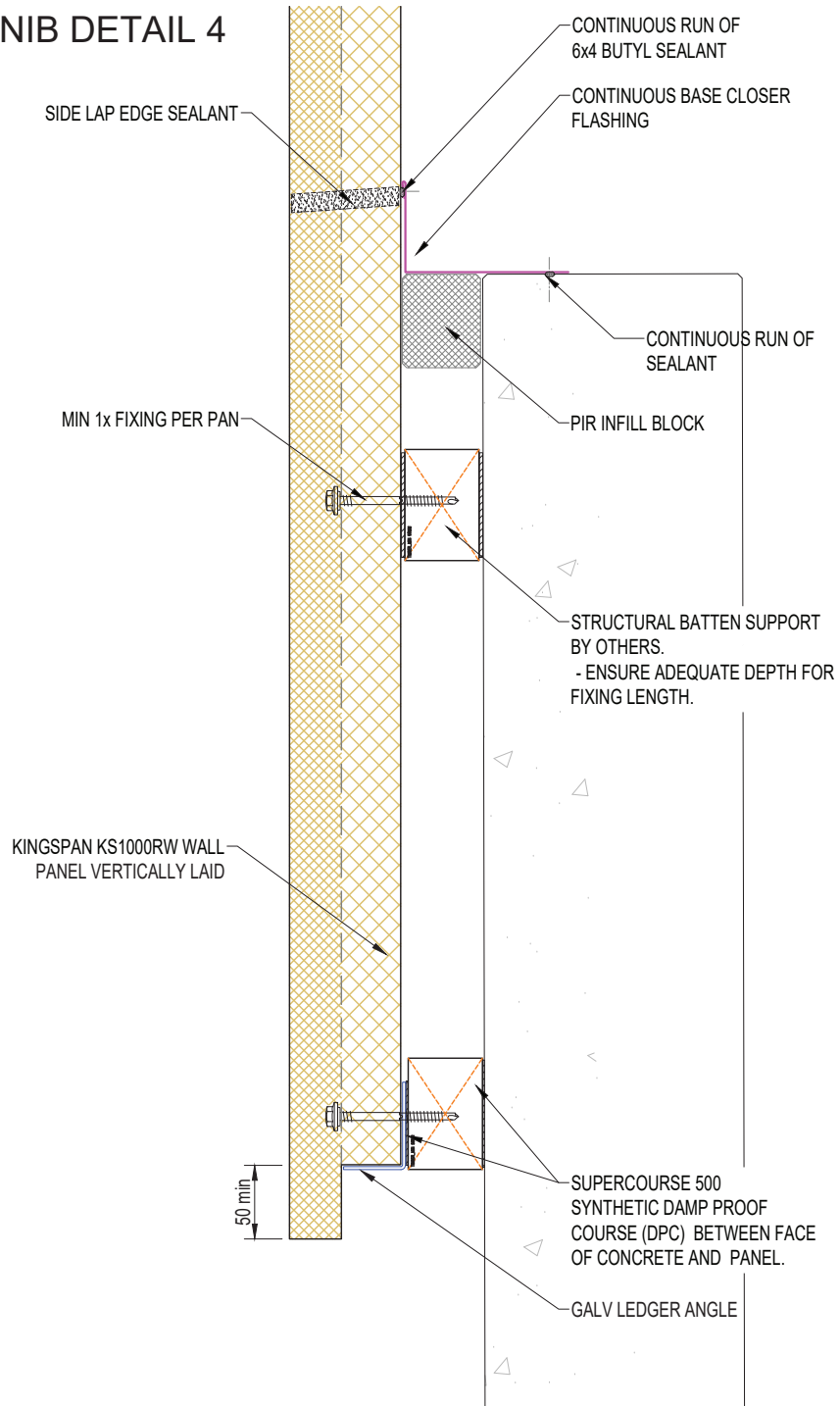
SYSTEM KS1000 RW_STD WALL_VERTICAL Q4_2023.DWG			
DESCRIPTION NIB DETAIL 3			
APPROVED BY JS	DATE 16.11.23	REVISION -	
DRG REF: RW_VS_15	SCALE 1:5	SHEET --	PAPER SIZE A4

This document remains the property of Kingspan Ltd under copyright laws. Licence is granted to use this document and its contents in connection with Kingspan Ltd products only.
©Kingspan Ltd

DO NOT SCALE. IF IN DOUBT ASK

New Zealand: Kingspan Ltd
97 Montreal St, Christchurch, Tel: 03 260 5530, Freephone: 0800 121280
email: info@kingspanpanels.co.nz www.kingspanpanels.co.nz

NIB DETAIL 4



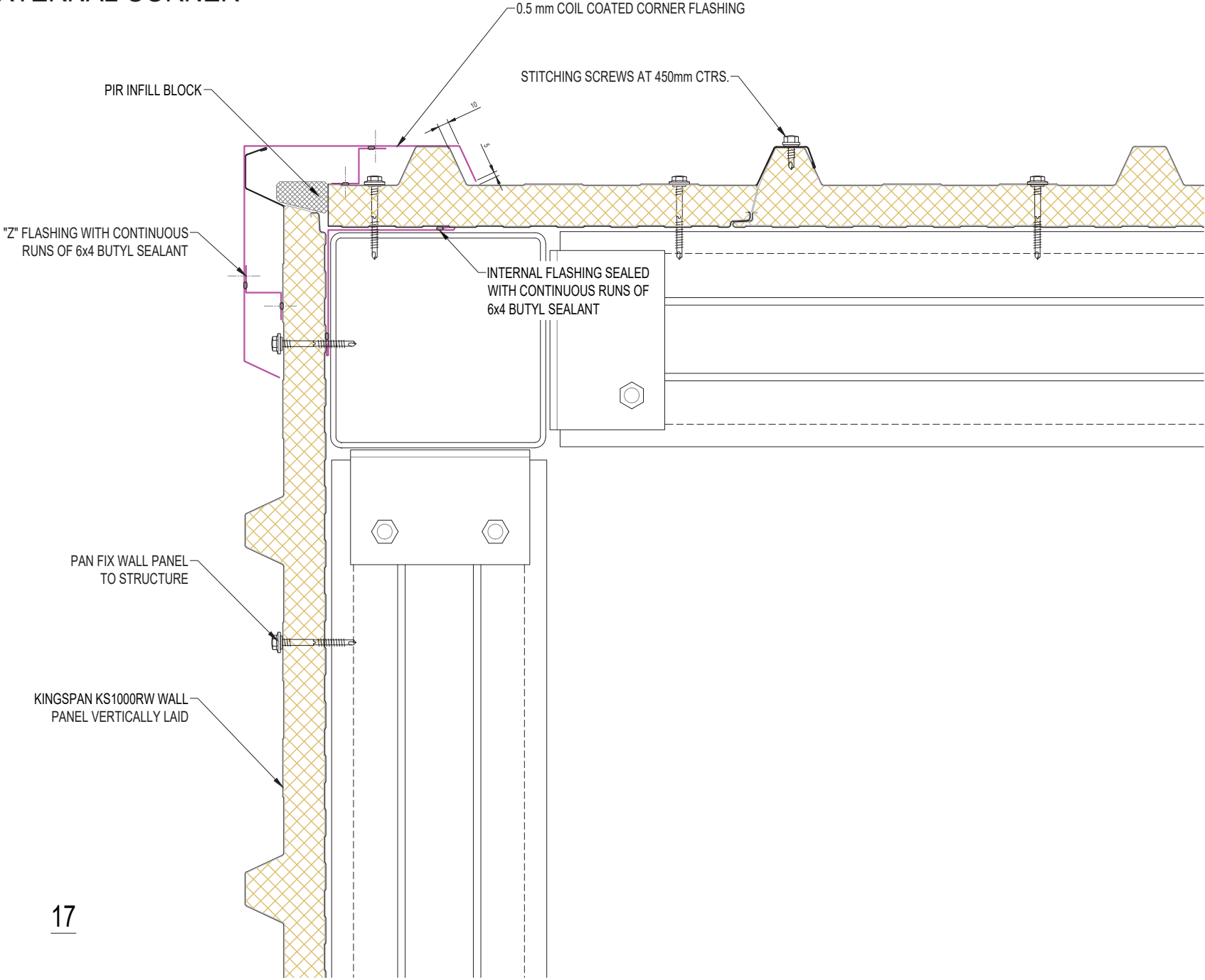
SYSTEM KS1000 RW_STD WALL_VERTICAL Q4_2023.DWG			
DESCRIPTION NIB DETAIL 4			
APPROVED BY JS	DATE 16.11.23	REVISION -	
DRG REF: RW_VS_16	SCALE 1:5	SHEET --	PAPER SIZE A4
This document remains the property of Kingspan Ltd under copyright laws. Licence is granted to use this document and its contents in connection with Kingspan Ltd products only. ©Kingspan Ltd			

DO NOT SCALE. IF IN DOUBT ASK



New Zealand: Kingspan Ltd
97 Montreal St, Christchurch, Tel: 03 260 5530, Freephone: 0800 121280
email: info@kingspanpanels.co.nz www.kingspanpanels.co.nz

EXTERNAL CORNER



SYSTEM KS1000 RW_STD WALL_VERTICAL Q4_2023.DWG		
---	--	--

DESCRIPTION EXTERNAL CORNER		
--------------------------------	--	--

APPROVED BY JS	DATE 16.11.23	REVISION -
DRG REF: RW_VS_17	SCALE 1:5	SHEET --
		PAPER SIZE A4

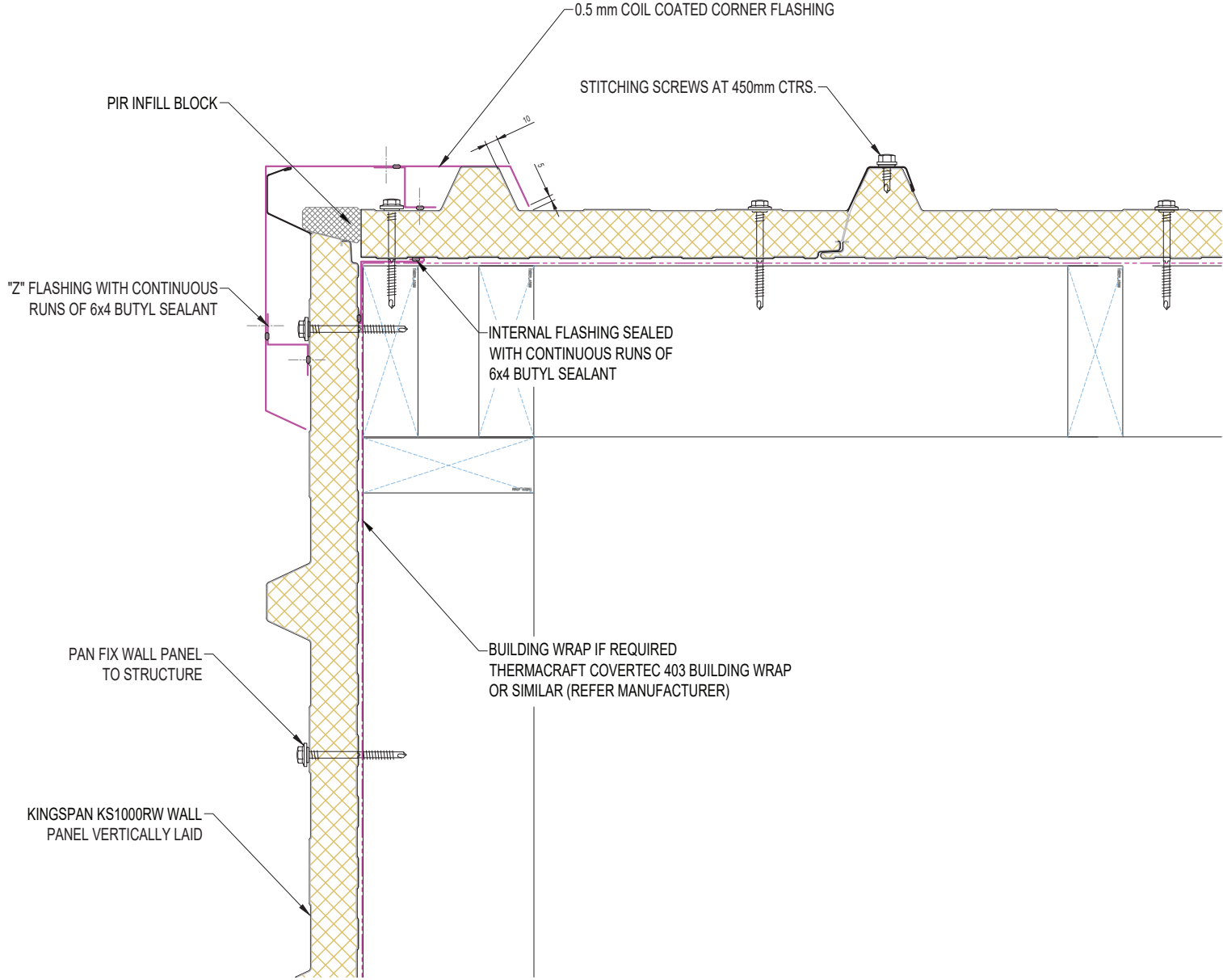
This document remains the property of Kingspan Ltd under copyright laws. Licence is granted to use this document and its contents in connection with Kingspan Ltd products only.
©Kingspan Ltd

DO NOT SCALE. IF IN DOUBT ASK



New Zealand: Kingspan Ltd
97 Montreal St, Christchurch, Tel: 03 260 5530, Freephone: 0800 121280
email: info@kingspanpanels.co.nz, www.kingspanpanels.co.nz

EXTERNAL CORNER- TIMBER FRAME



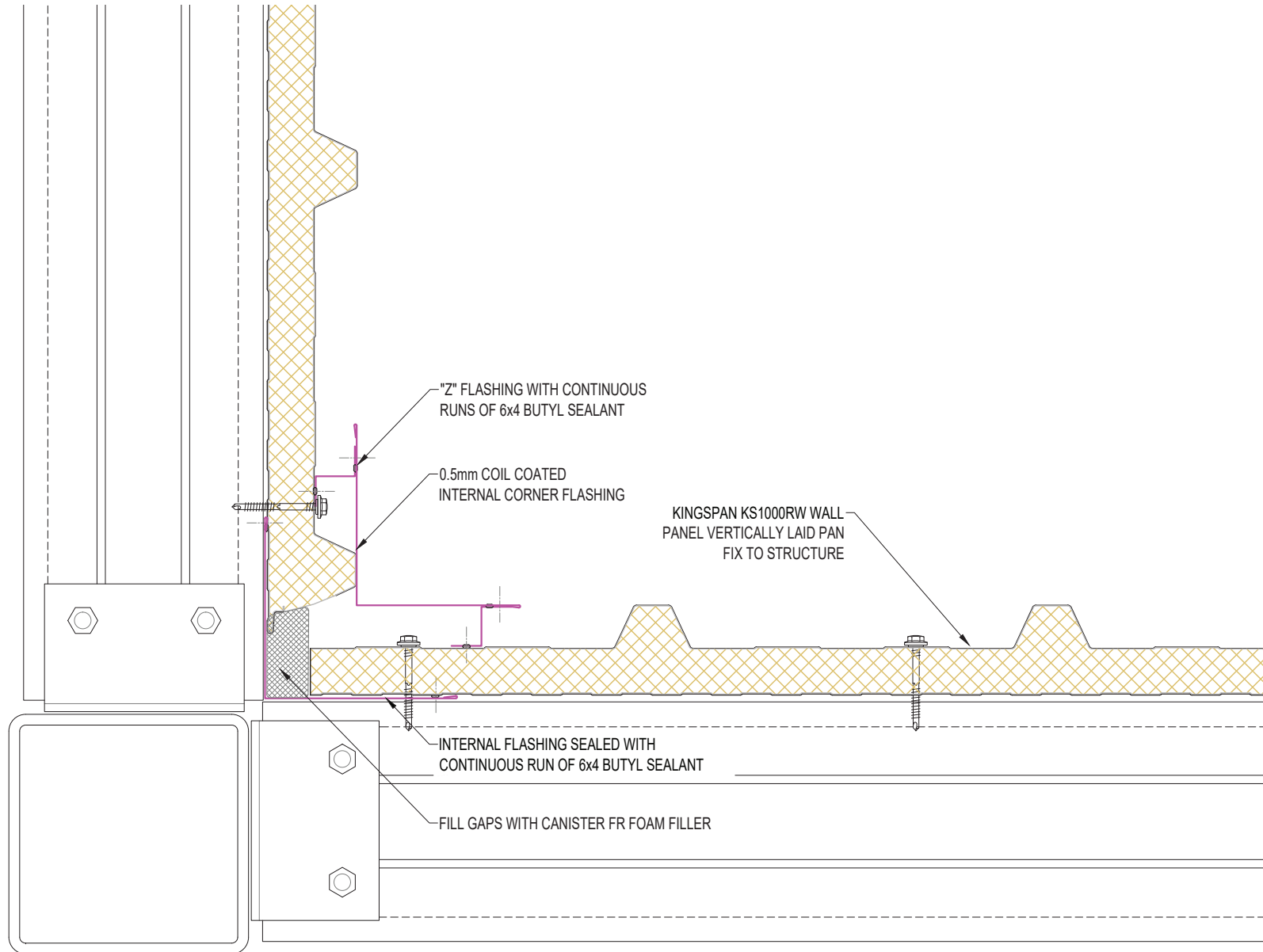
SYSTEM KS1000 RW_STD WALL_VERTICAL Q4_2023.DWG			
DESCRIPTION EXTERNAL CORNER- TIMBER FRAME			
APPROVED BY JS	DATE 16.11.23	REVISION -	
DRG REF: RW_VS_18	SCALE 1:5	SHEET --	PAPER SIZE A4

This document remains the property of Kingspan Ltd under copyright laws. Licence is granted to use this document and its contents in connection with Kingspan Ltd products only.
©Kingspan Ltd

DO NOT SCALE. IF IN DOUBT ASK

New Zealand: Kingspan Ltd
97 Montreal St, Christchurch, Tel: 03 260 5530, Freephone: 0800 121280
email: info@kingspanpanels.co.nz, www.kingspanpanels.co.nz

INTERNAL CORNER - 1



SYSTEM KS1000_RW_STD_WALL_VERTICAL_Q4_2023.DWG			
DESCRIPTION INTERNAL CORNER - 1			
APPROVED BY JS	DATE 16.11.23	REVISION -	
DRG REF: RW_VS_19	SCALE 1:5	SHEET --	PAPER SIZE A4

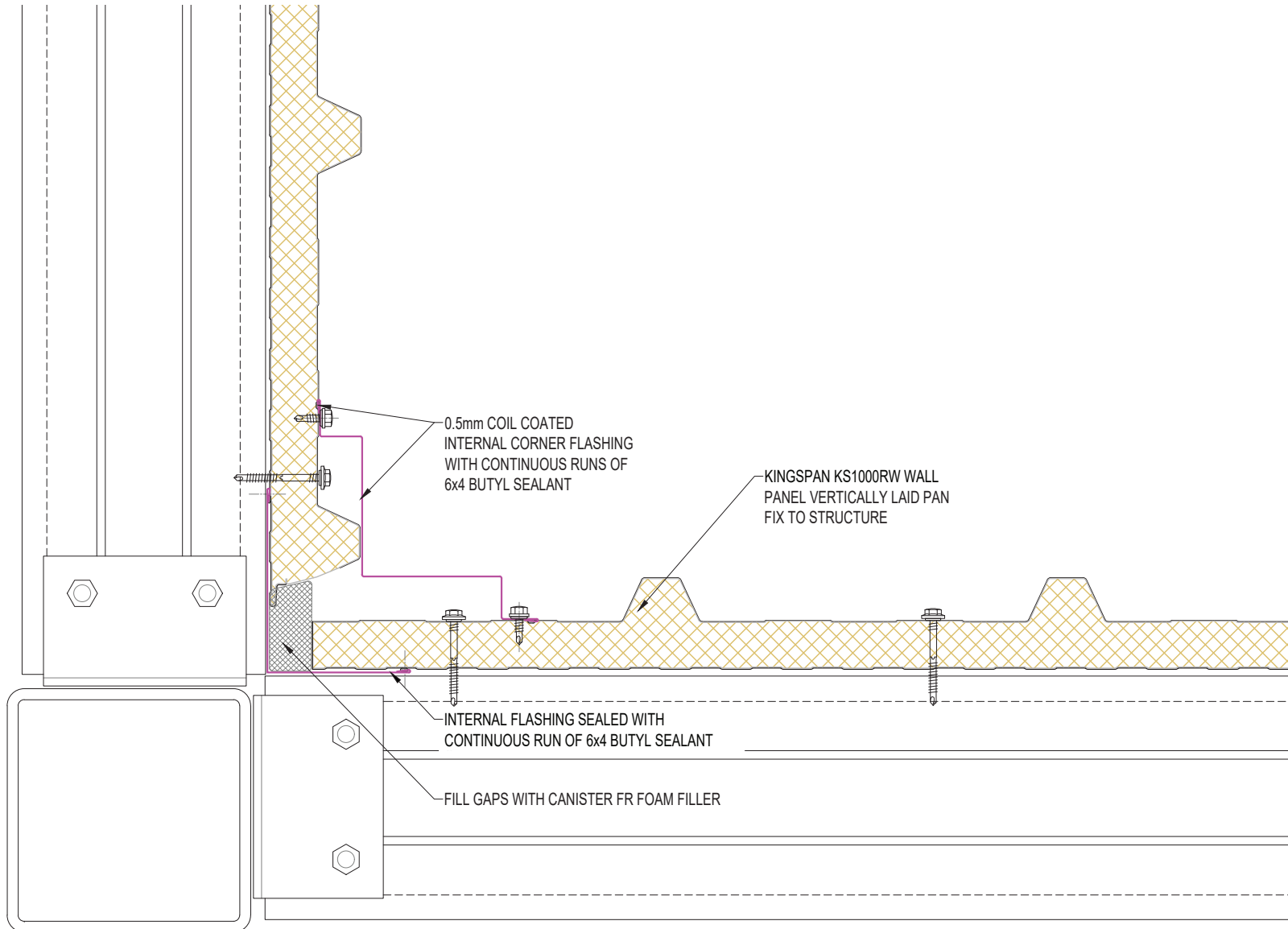
This document remains the property of Kingspan Ltd under copyright laws. Licence is granted to use this document and its contents in connection with Kingspan Ltd products only.
©Kingspan Ltd

DO NOT SCALE. IF IN DOUBT ASK



New Zealand: Kingspan Ltd
97 Montreal St, Christchurch, Tel: 03 260 5530, Freephone: 0800 121280
email: info@kingspanpanels.co.nz, www.kingspanpanels.co.nz

INTERNAL CORNER - 2



SYSTEM KS1000_RW_STD_WALL_VERTICAL_Q4_2023.DWG			
DESCRIPTION INTERNAL CORNER - 2			
APPROVED BY JS	DATE 16.11.23	REVISION -	
DRG REF: RW_VS_20	SCALE 1:5	SHEET --	PAPER SIZE A4

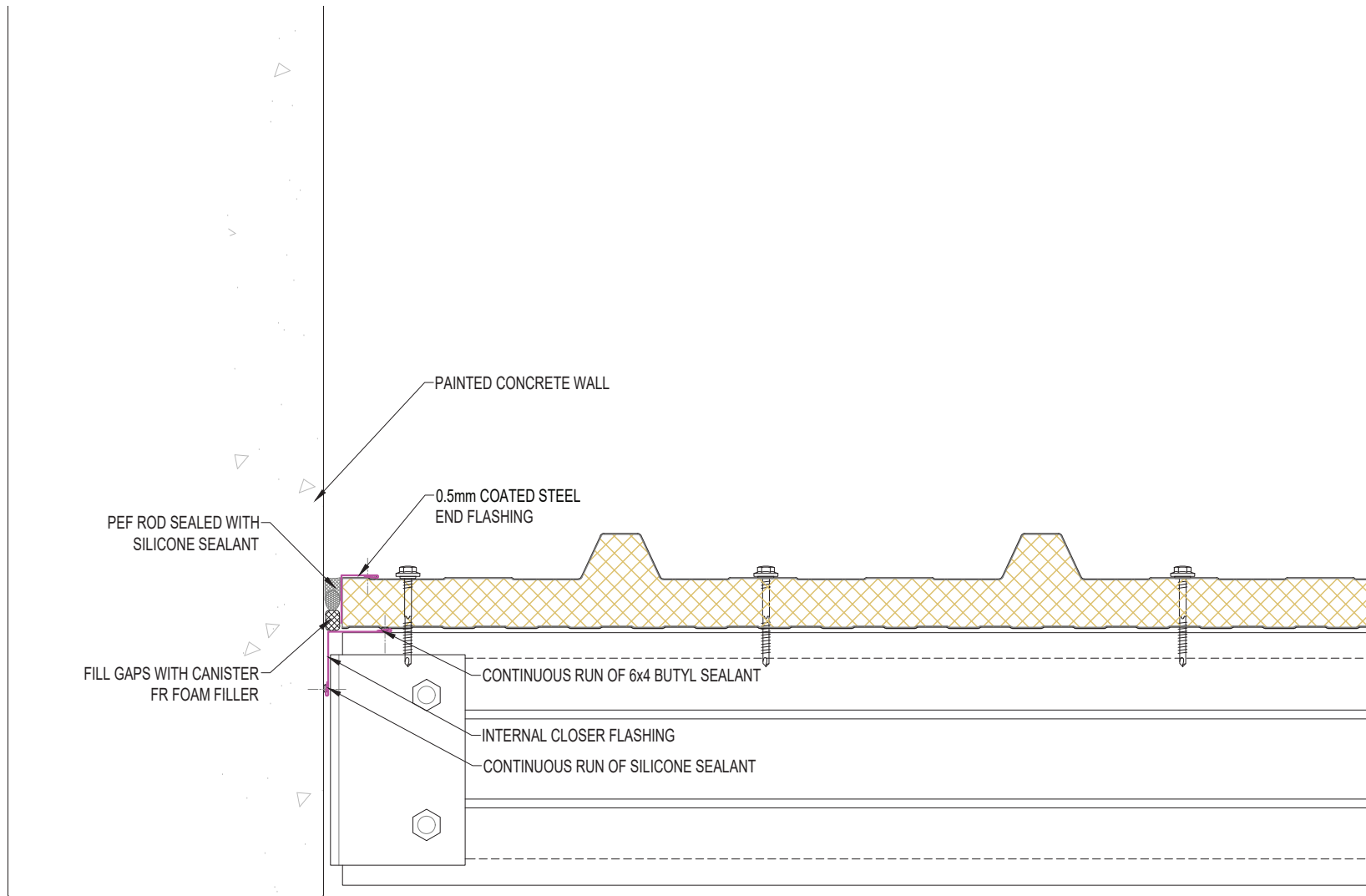
This document remains the property of Kingspan Ltd under copyright laws. Licence is granted to use this document and its contents in connection with Kingspan Ltd products only.
©Kingspan Ltd

DO NOT SCALE. IF IN DOUBT ASK



New Zealand: Kingspan Ltd
97 Montreal St, Christchurch, Tel: 03 260 5530, Freephone: 0800 121280
email: info@kingspanpanels.co.nz, www.kingspanpanels.co.nz

INTERNAL CORNER - 3



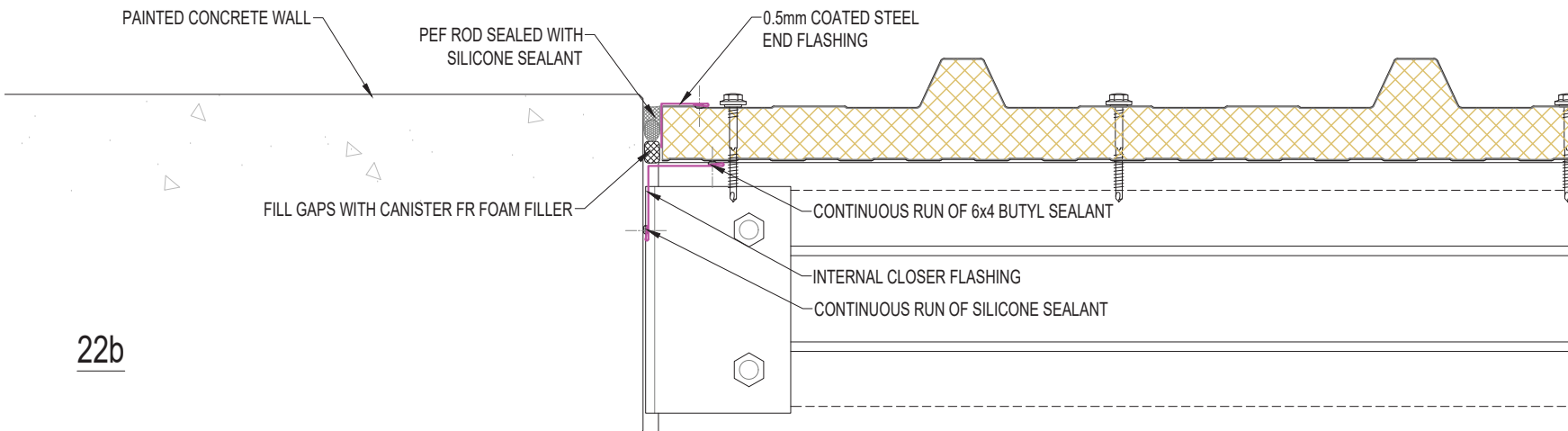
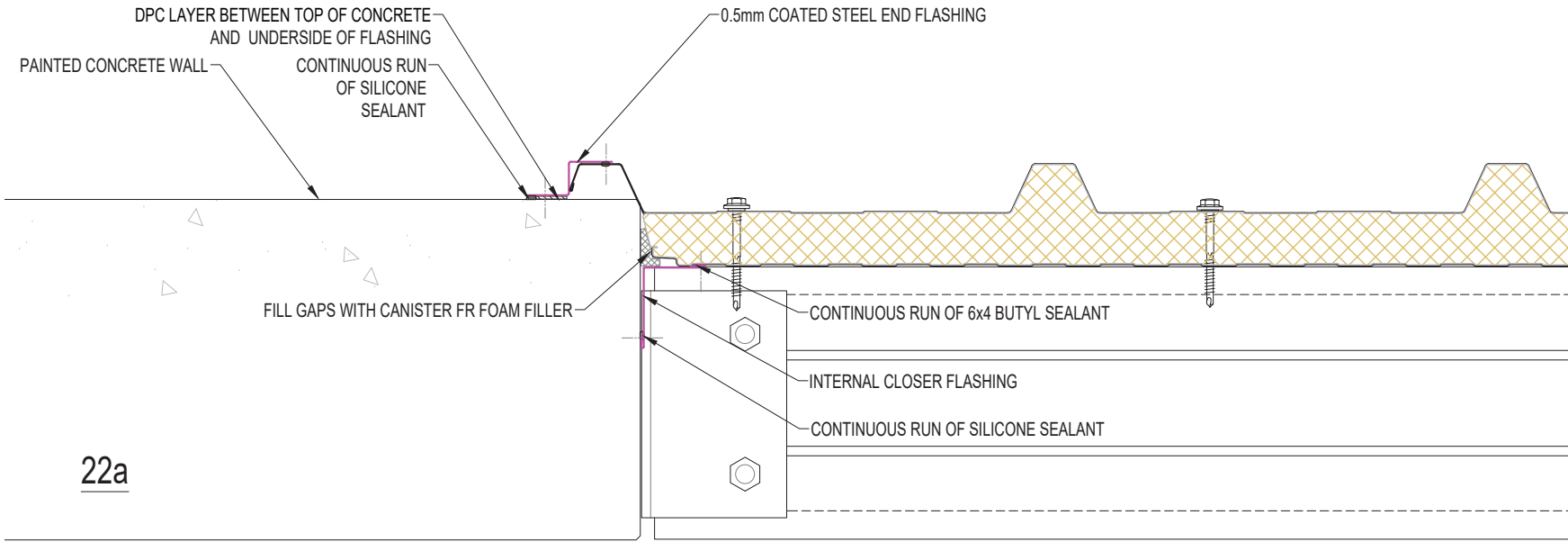
SYSTEM KS1000_RW_STD_WALL_VERTICAL_Q4_2023.DWG			
DESCRIPTION INTERNAL CORNER - 3			
APPROVED BY JS	DATE 16.11.23	REVISION -	
DRG REF: RW_VS_21	SCALE 1:5	SHEET --	PAPER SIZE A4
This document remains the property of Kingspan Ltd under copyright laws. Licence is granted to use this document and its contents in connection with Kingspan Ltd products only. ©Kingspan Ltd			

DO NOT SCALE. IF IN DOUBT ASK



New Zealand: Kingspan Ltd
 97 Montreal St, Christchurch, Tel: 03 260 5530, Freephone: 0800 121280
 email: info@kingspanpanels.co.nz, www.kingspanpanels.co.nz

ABUTMENT TO CONCRETE - FLUSH



SYSTEM KS1000_RW_STD_WALL_VERTICAL_Q4_2023.DWG			
DESCRIPTION ABUTMENT TO CONCRETE - FLUSH			
APPROVED BY JS	DATE 16.11.23	REVISION -	
DRG REF: RW_VS_22	SCALE 1:5	SHEET --	PAPER SIZE A4

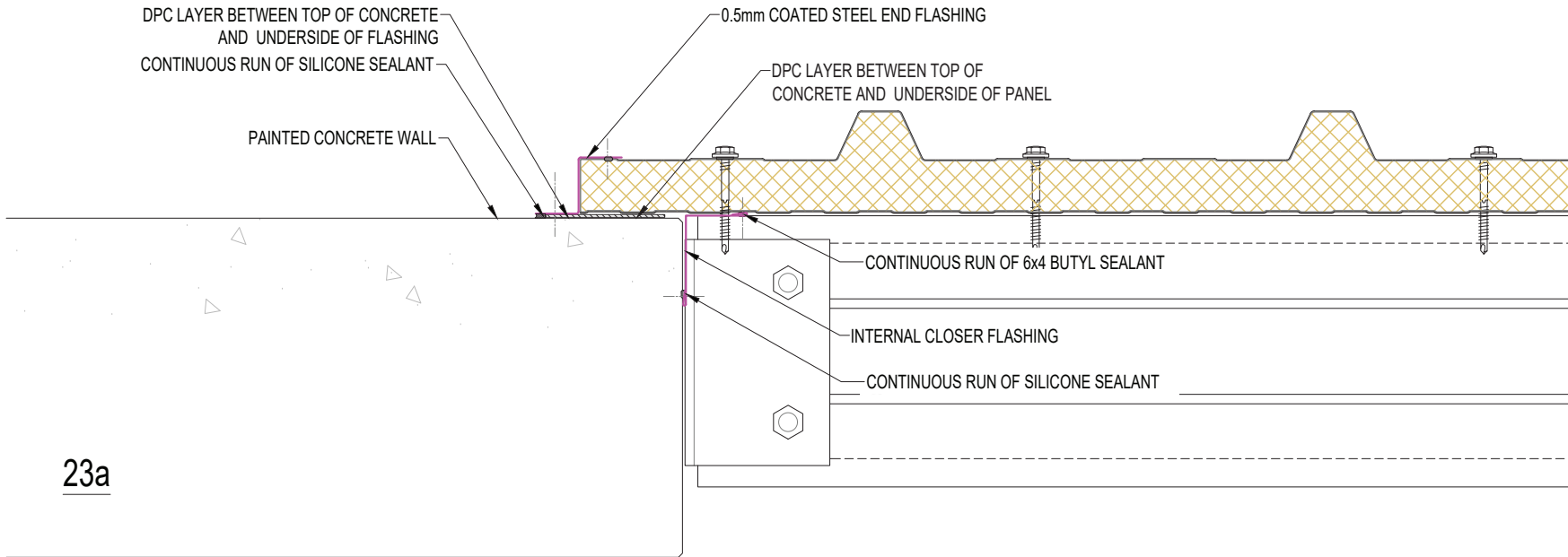
This document remains the property of Kingspan Ltd under copyright laws. Licence is granted to use this document and its contents in connection with Kingspan Ltd products only.
©Kingspan Ltd

DO NOT SCALE. IF IN DOUBT ASK

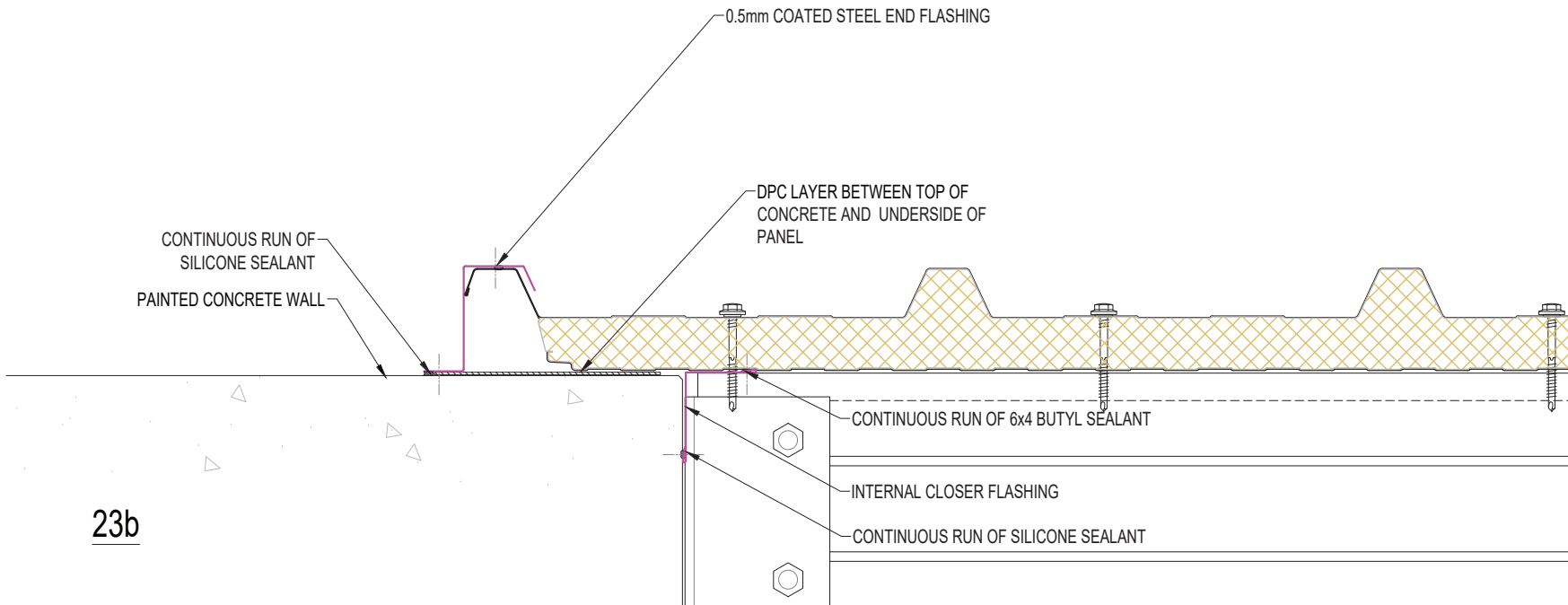


New Zealand: Kingspan Ltd
97 Montreal St, Christchurch, Tel: 03 260 5530, Freephone: 0800 121280
email: info@kingspanpanels.co.nz, www.kingspanpanels.co.nz

ABUTMENT TO CONCRETE - OVERHANG



23a



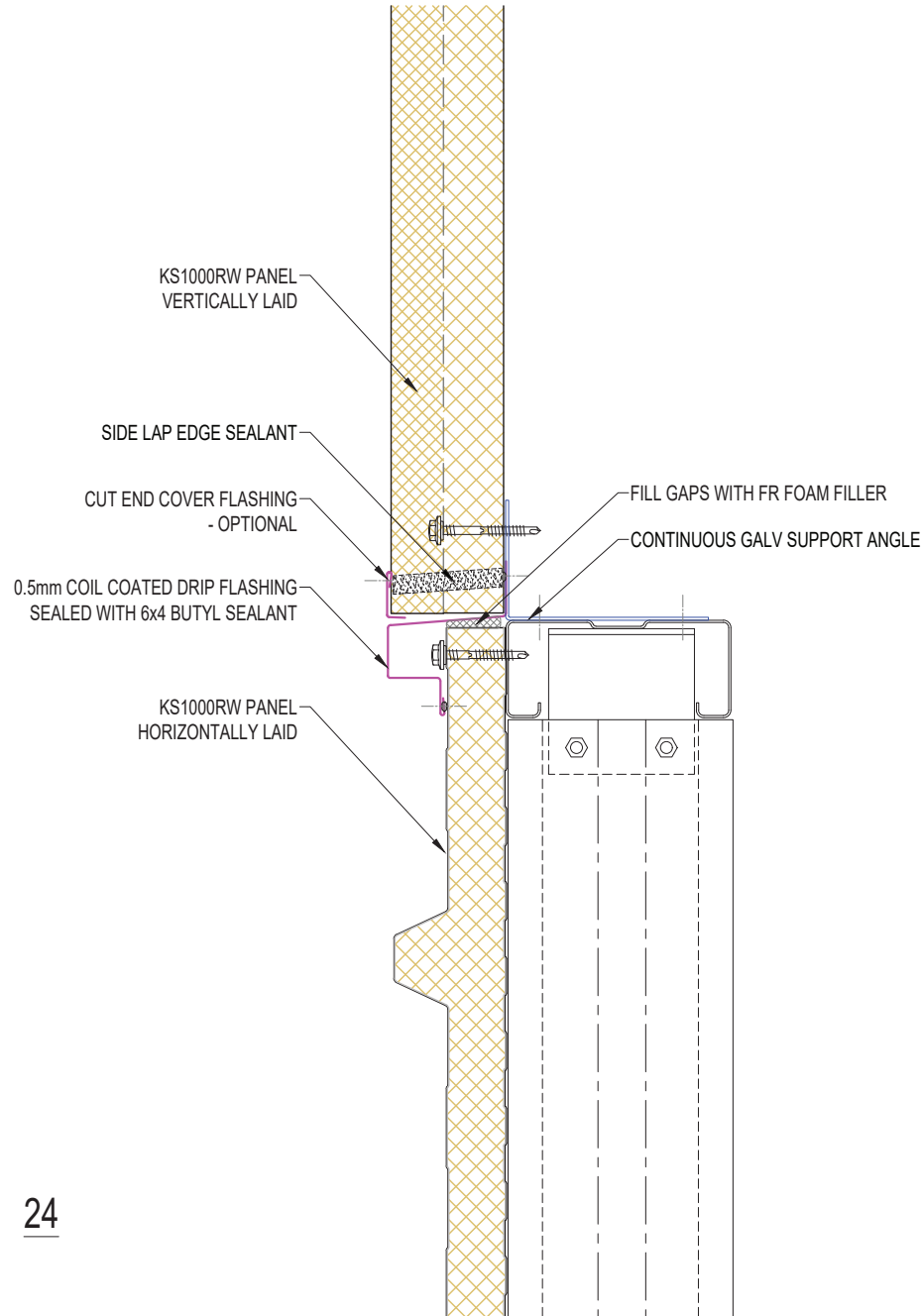
23b

SYSTEM KS1000 RW_STD WALL_VERTICAL_Q4_2023.DWG			
DESCRIPTION ABUTMENT TO CONCRETE - OVERHANG			
APPROVED BY JS	DATE 16.11.23	REVISION -	
DRG REF: RW_VS_23	SCALE 1:5	SHEET --	PAPER SIZE A4
This document remains the property of Kingspan Ltd under copyright laws. Licence is granted to use this document and its contents in connection with Kingspan Ltd products only. ©Kingspan Ltd			

DO NOT SCALE. IF IN DOUBT ASK

New Zealand: Kingspan Ltd
97 Montreal St, Christchurch, Tel: 03 260 5530, Freephone: 0800 121280
email: info@kingspanpanels.co.nz, www.kingspanpanels.co.nz

VERTICAL TO HORIZONTAL BREAK DETAIL



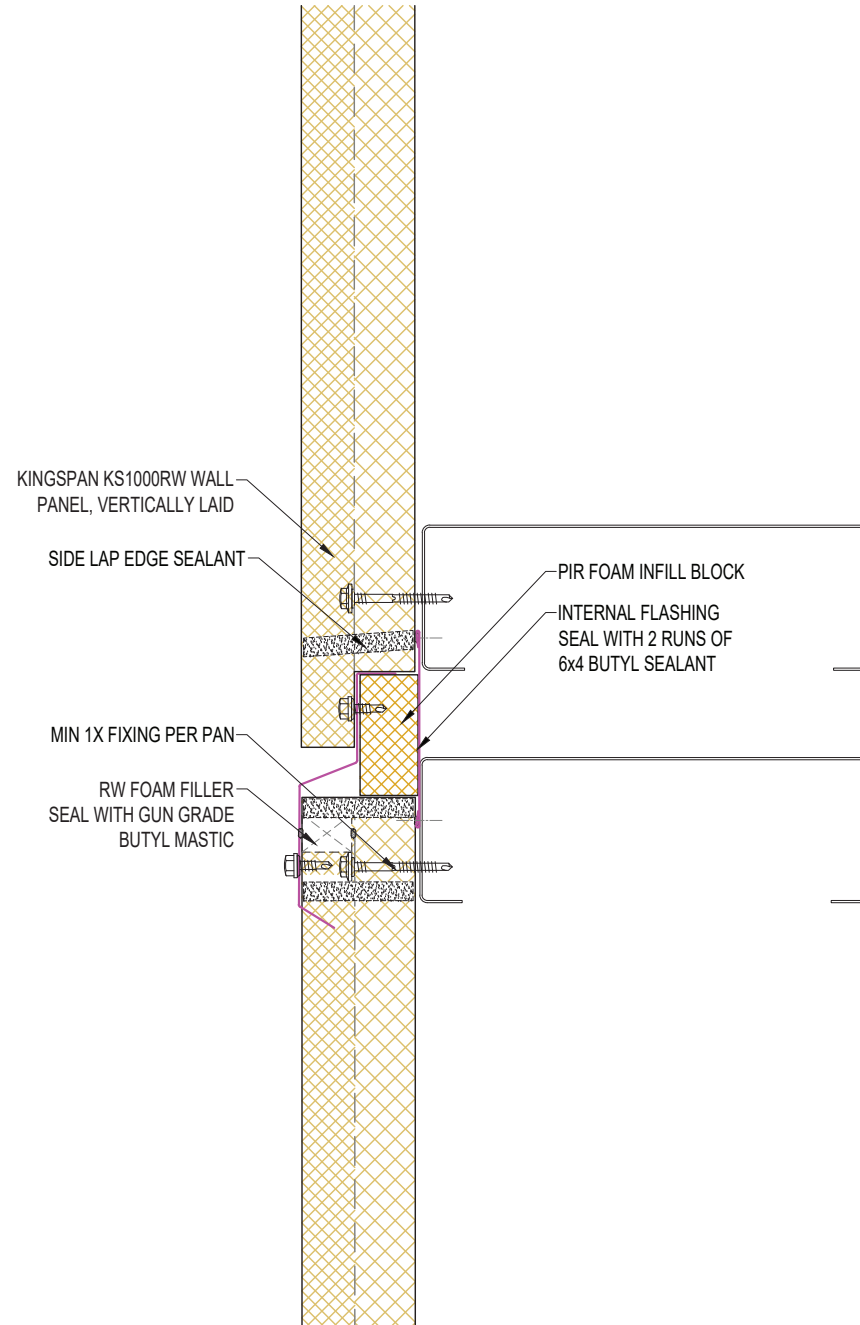
SYSTEM KS1000_RW_STD_WALL_VERTICAL_Q4_2023.DWG			
DESCRIPTION VERTICAL TO HORIZONTAL BREAK DETAIL			
APPROVED BY JS	DATE 16.11.23	REVISION -	
DRG REF: RW_VS_24	SCALE 1:5	SHEET --	PAPER SIZE A4

This document remains the property of Kingspan Ltd under copyright laws. Licence is granted to use this document and its contents in connection with Kingspan Ltd products only.
©Kingspan Ltd

DO NOT SCALE. IF IN DOUBT ASK



VERTICAL TO HORIZONTAL BREAK DETAIL



SYSTEM KS1000 RW_STD WALL_VERTICAL Q4_2023.DWG			
DESCRIPTION VERTICAL TO HORIZONTAL BREAK DETAIL			
APPROVED BY JS	DATE 16.11.23	REVISION -	
DRG REF: RW_VS_25	SCALE 1:5	SHEET - -	PAPER SIZE A4

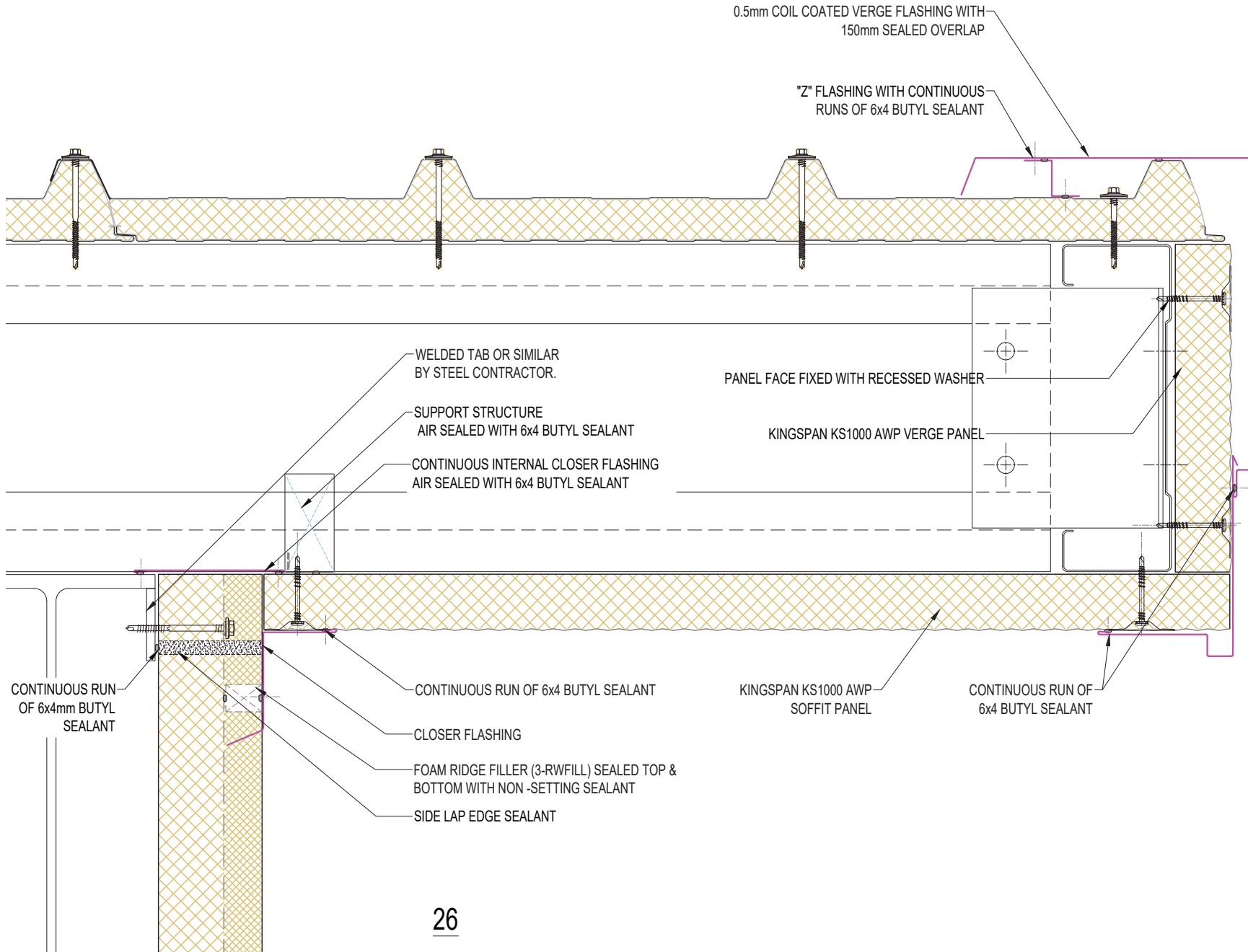
This document remains the property of Kingspan Ltd under copyright laws. Licence is granted to use this document and its contents in connection with Kingspan Ltd products only.
©Kingspan Ltd

DO NOT SCALE. IF IN DOUBT ASK



New Zealand: Kingspan Ltd
97 Montreal St, Christchurch, Tel: 03 260 5530, Freephone: 0800 121280
email: info@kingspanpanels.co.nz, www.kingspanpanels.co.nz

VERGE OVERHANG



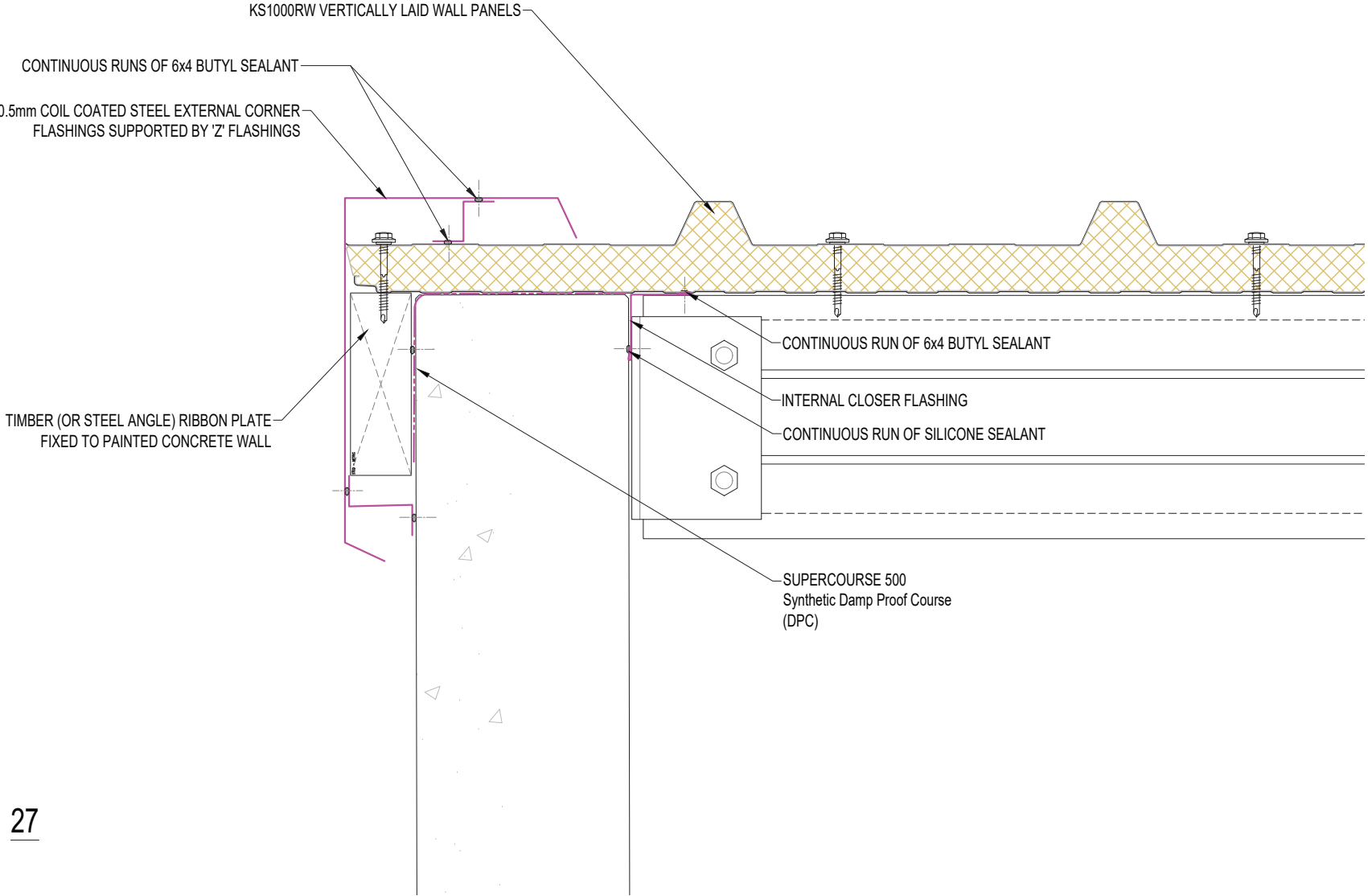
SYSTEM KS1000 RW_STD WALL_VERTICAL_Q4_2023.DWG			
DESCRIPTION VERGE OVERHANG			
APPROVED BY JS	DATE 16.11.23	REVISION -	
DRG REF: RW_VS_26	SCALE 1:2	SHEET --	PAPER SIZE A4
This document remains the property of Kingspan Ltd under copyright laws. Licence is granted to use this document and its contents in connection with Kingspan Ltd products only. ©Kingspan Ltd			

DO NOT SCALE. IF IN DOUBT ASK



New Zealand: Kingspan Ltd
97 Montreal St, Christchurch, Tel: 03 260 5530, Freephone: 0800 121280
email: info@kingspanpanels.co.nz, www.kingspanpanels.co.nz

VERGE DETAIL 1



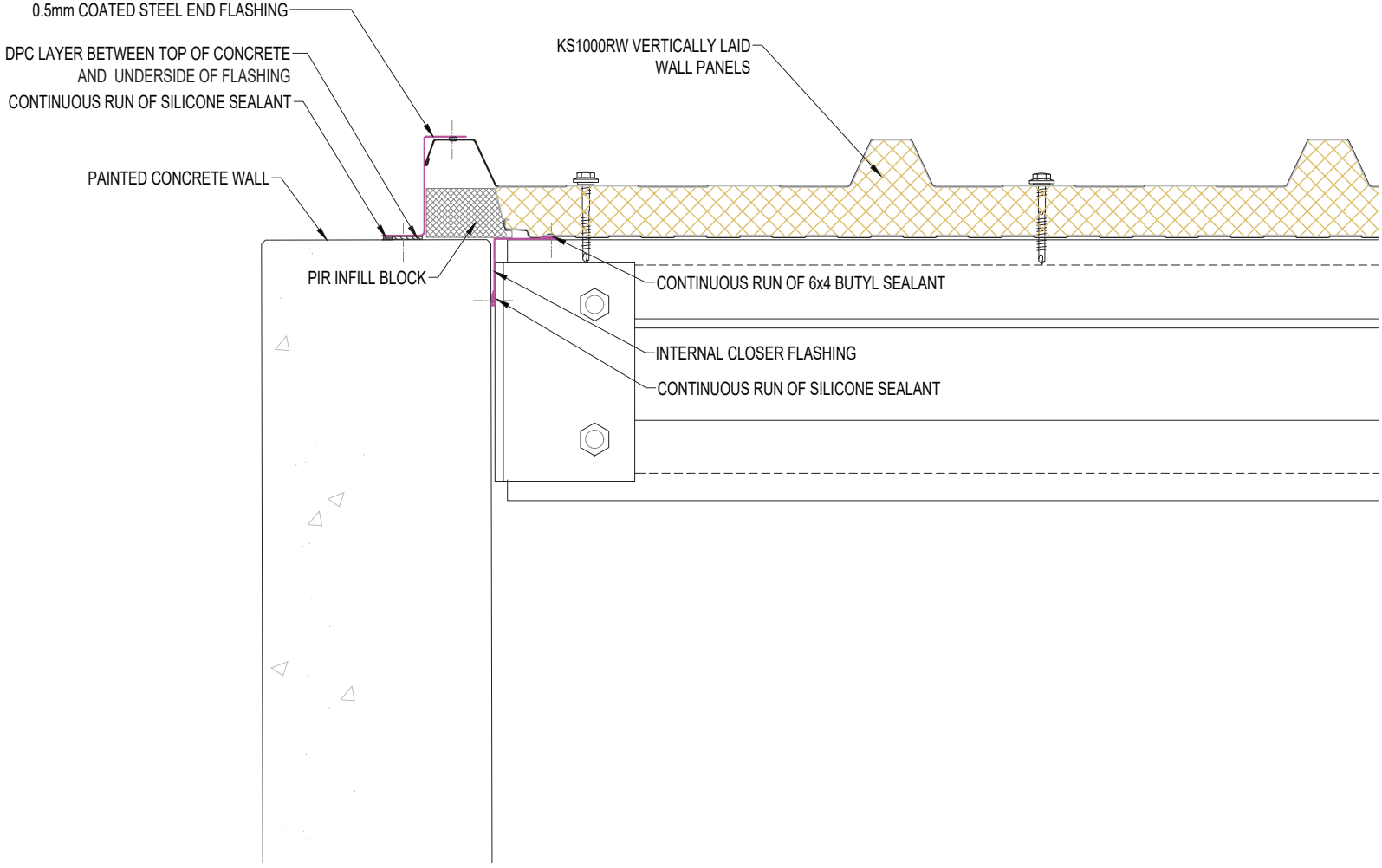
SYSTEM KS1000_RW_STD_WALL_VERTICAL_Q4_2023.DWG			
DESCRIPTION VERGE DETAIL 1			
APPROVED BY JS	DATE 16.11.23	REVISION -	
DRG REF: RW_VS_27	SCALE 1:2	SHEET --	PAPER SIZE A4
This document remains the property of Kingspan Ltd under copyright laws. Licence is granted to use this document and its contents in connection with Kingspan Ltd products only. ©Kingspan Ltd			

DO NOT SCALE. IF IN DOUBT ASK



New Zealand: Kingspan Ltd
 97 Montreal St, Christchurch, Tel: 03 260 5530, Freephone: 0800 121280
 email: info@kingspanpanels.co.nz, www.kingspanpanels.co.nz

VERGE DETAIL 2



SYSTEM KS1000_RW_STD_WALL_VERTICAL_Q4_2023.DWG			
DESCRIPTION VERGE DETAIL 2			
APPROVED BY JS	DATE 16.11.23	REVISION -	
DRG REF: RW_VS_28	SCALE 1:2	SHEET --	PAPER SIZE A4

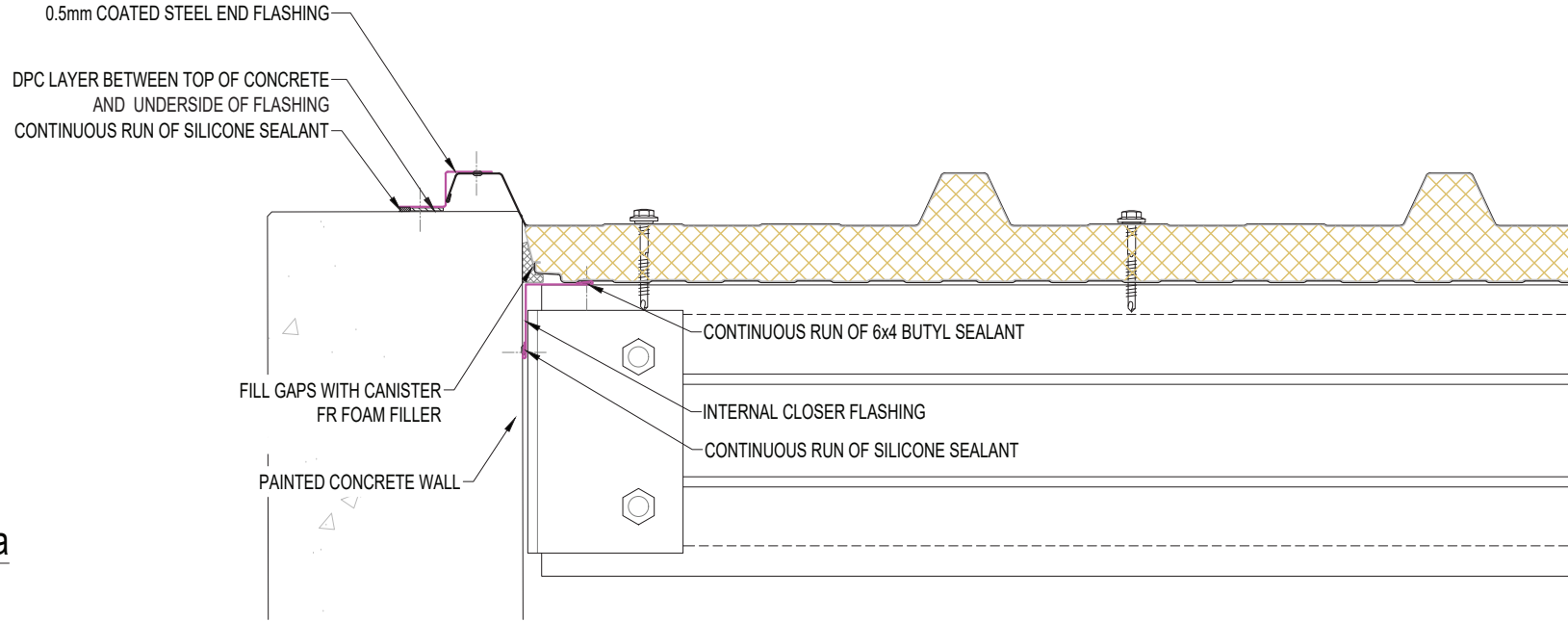
This document remains the property of Kingspan Ltd under copyright laws. Licence is granted to use this document and its contents in connection with Kingspan Ltd products only.
©Kingspan Ltd

DO NOT SCALE. IF IN DOUBT ASK

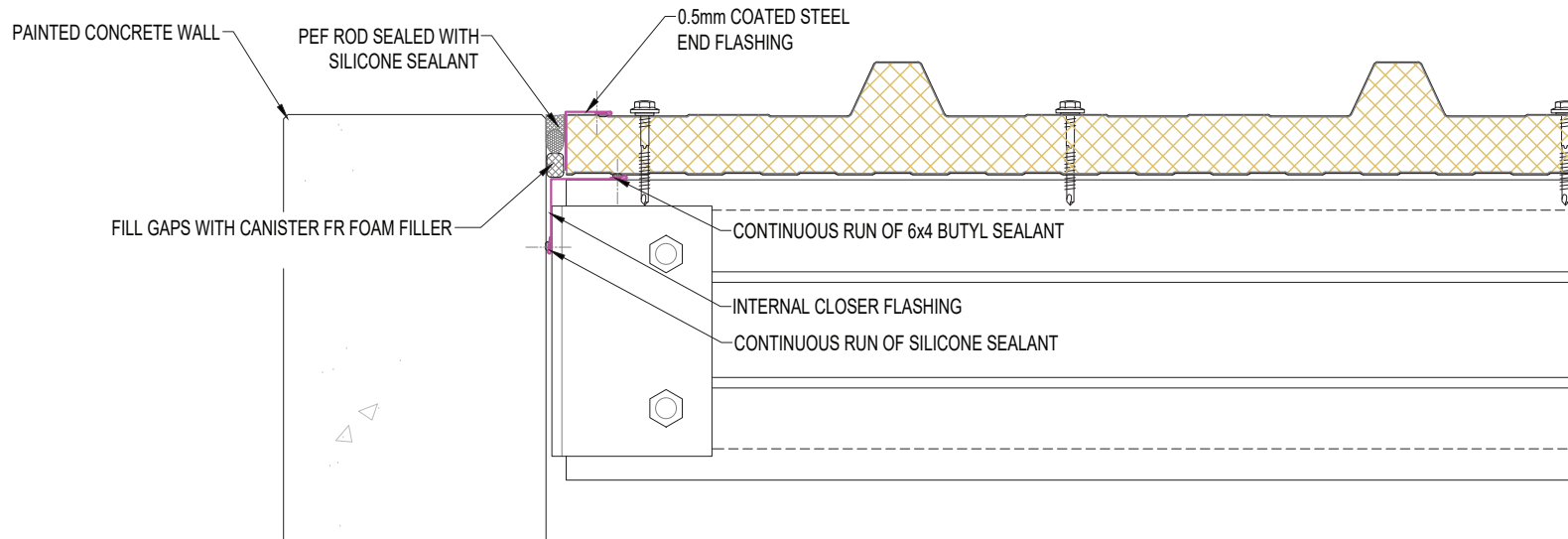


New Zealand: Kingspan Ltd
97 Montreal St, Christchurch, Tel: 03 260 5530, Freephone: 0800 121280
email: info@kingspanpanels.co.nz, www.kingspanpanels.co.nz

VERGE DETAIL 3



29a



29b

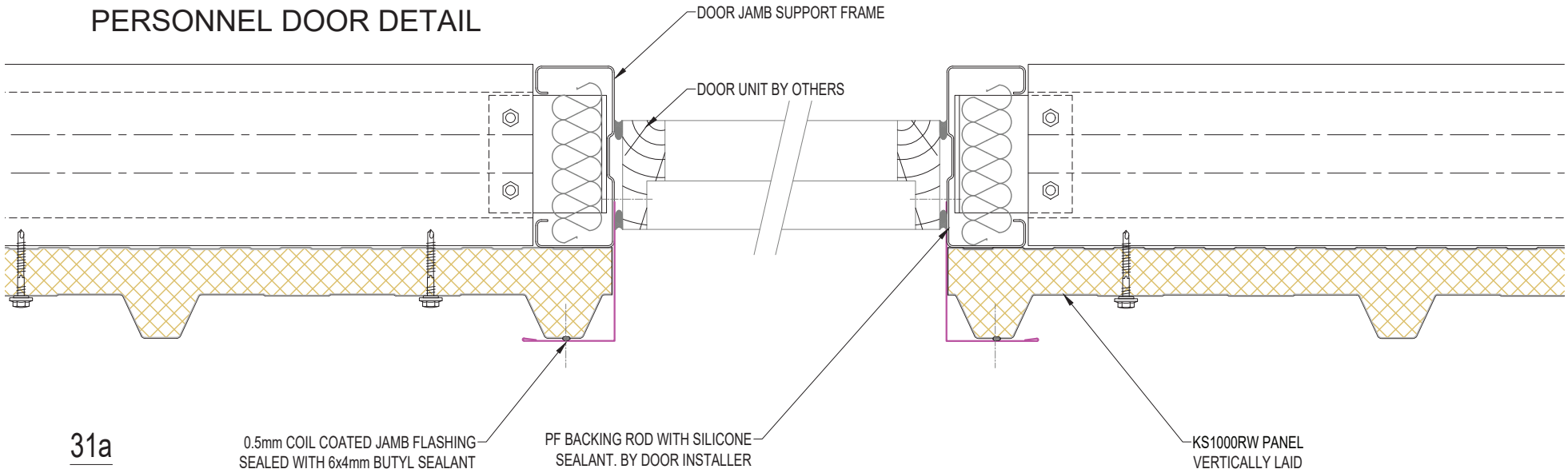
SYSTEM KS1000 RW_STD WALL_VERTICAL Q4_2023.DWG			
DESCRIPTION VERGE DETAIL 3			
APPROVED BY JS	DATE 16.11.23	REVISION -	
DRG REF: RW_VS_29	SCALE 1:2	SHEET --	PAPER SIZE A4

This document remains the property of Kingspan Ltd under copyright laws. Licence is granted to use this document and its contents in connection with Kingspan Ltd products only.
©Kingspan Ltd

DO NOT SCALE. IF IN DOUBT ASK

New Zealand: Kingspan Ltd
97 Montreal St, Christchurch, Tel: 03 260 5530, Freephone: 0800 121280
email: info@kingspanpanels.co.nz, www.kingspanpanels.co.nz

PERSONNEL DOOR DETAIL

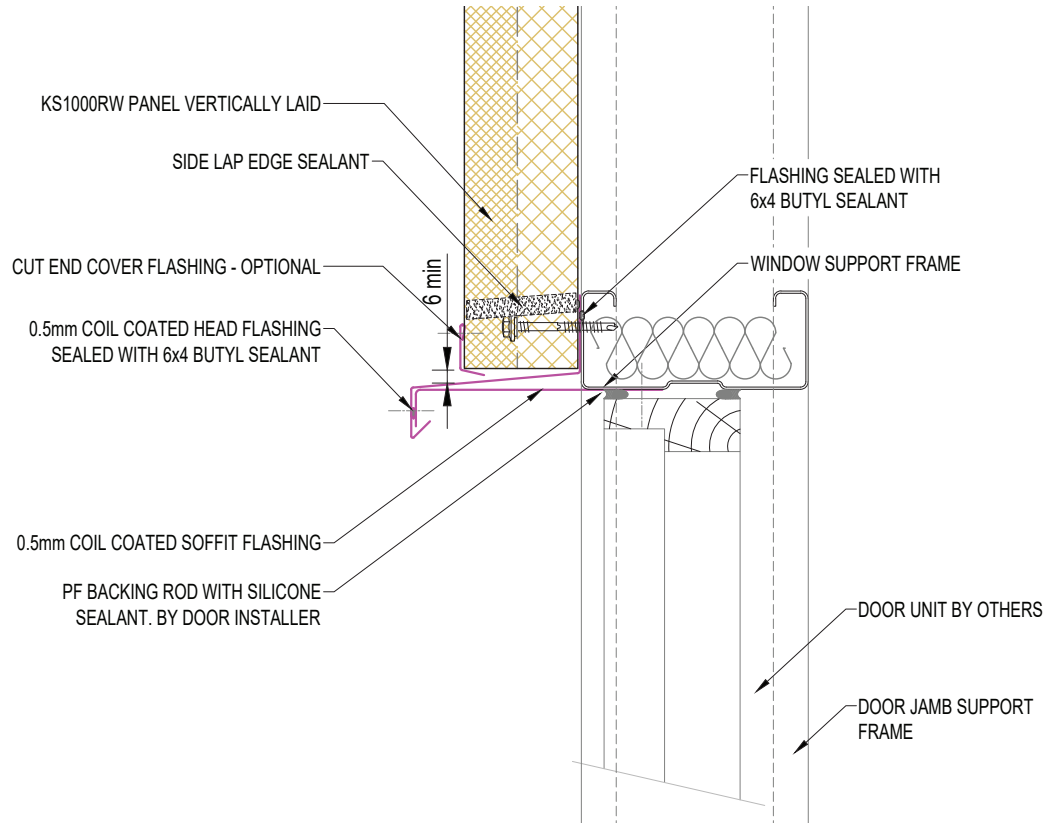


31a

0.5mm COIL COATED JAMB FLASHING SEALED WITH 6x4mm BUTYL SEALANT

PF BACKING ROD WITH SILICONE SEALANT. BY DOOR INSTALLER

KS1000RW PANEL VERTICALLY LAID



31b

KS1000RW PANEL VERTICALLY LAID

SIDE LAP EDGE SEALANT

CUT END COVER FLASHING - OPTIONAL

0.5mm COIL COATED HEAD FLASHING SEALED WITH 6x4 BUTYL SEALANT

0.5mm COIL COATED SOFFIT FLASHING

PF BACKING ROD WITH SILICONE SEALANT. BY DOOR INSTALLER

FLASHING SEALED WITH 6x4 BUTYL SEALANT

WINDOW SUPPORT FRAME

DOOR UNIT BY OTHERS

DOOR JAMB SUPPORT FRAME

SYSTEM KS1000 RW_STD WALL_VERTICAL Q4_2023.DWG			
DESCRIPTION PERSONNEL DOOR DETAIL			
APPROVED BY JS	DATE 16.11.23	REVISION -	
DRG REF: RW_VS_31	SCALE 1:5	SHEET --	PAPER SIZE A4

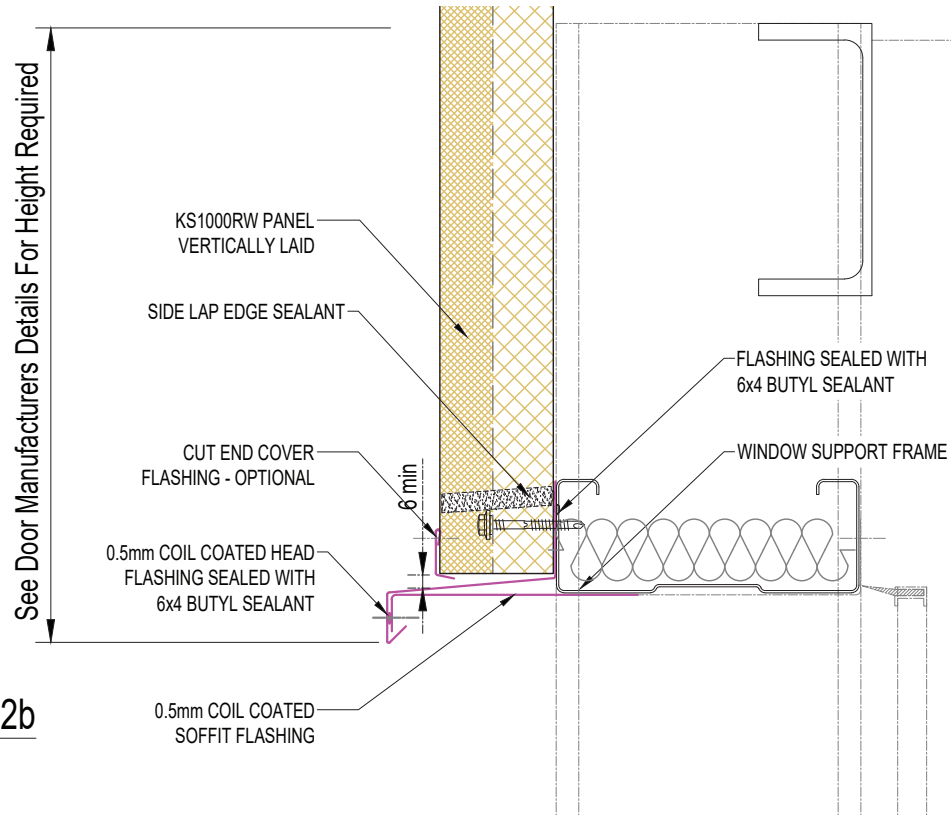
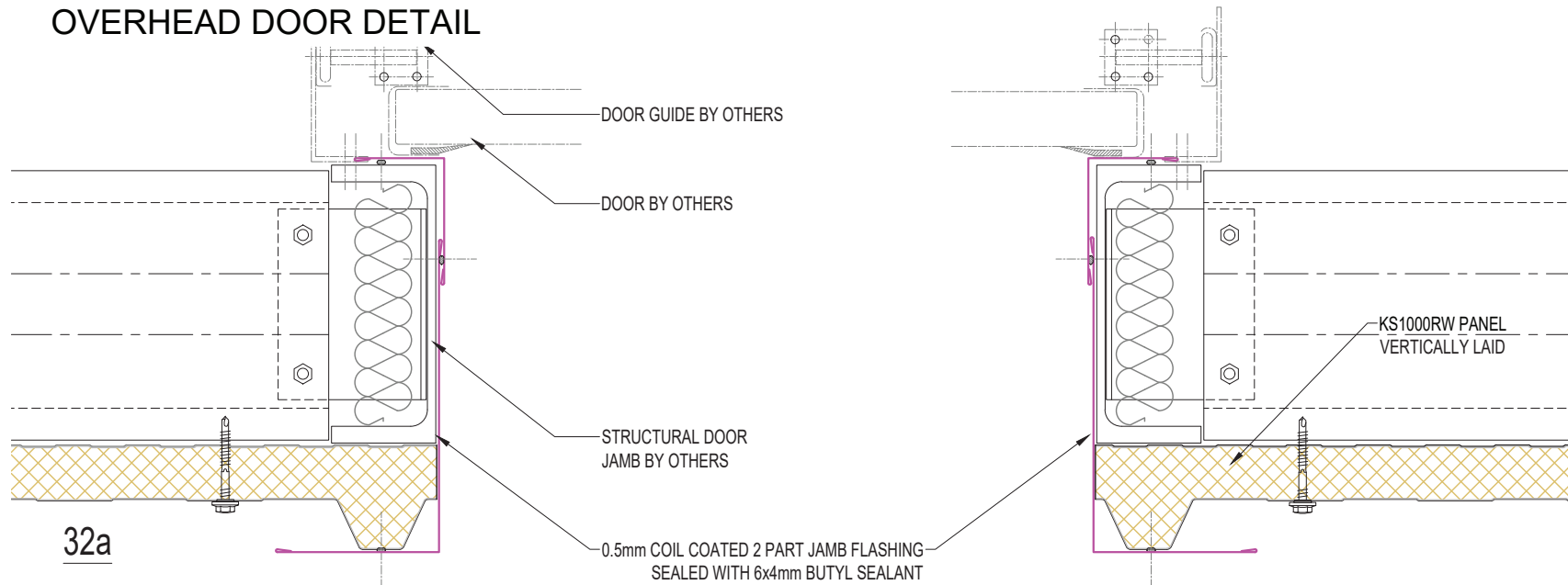
This document remains the property of Kingspan Ltd under copyright laws. Licence is granted to use this document and its contents in connection with Kingspan Ltd products only.
©Kingspan Ltd

DO NOT SCALE. IF IN DOUBT ASK



New Zealand: Kingspan Ltd
97 Montreal St, Christchurch, Tel: 03 260 5530, Freephone: 0800 121280
email: info@kingspanpanels.co.nz, www.kingspanpanels.co.nz

OVERHEAD DOOR DETAIL



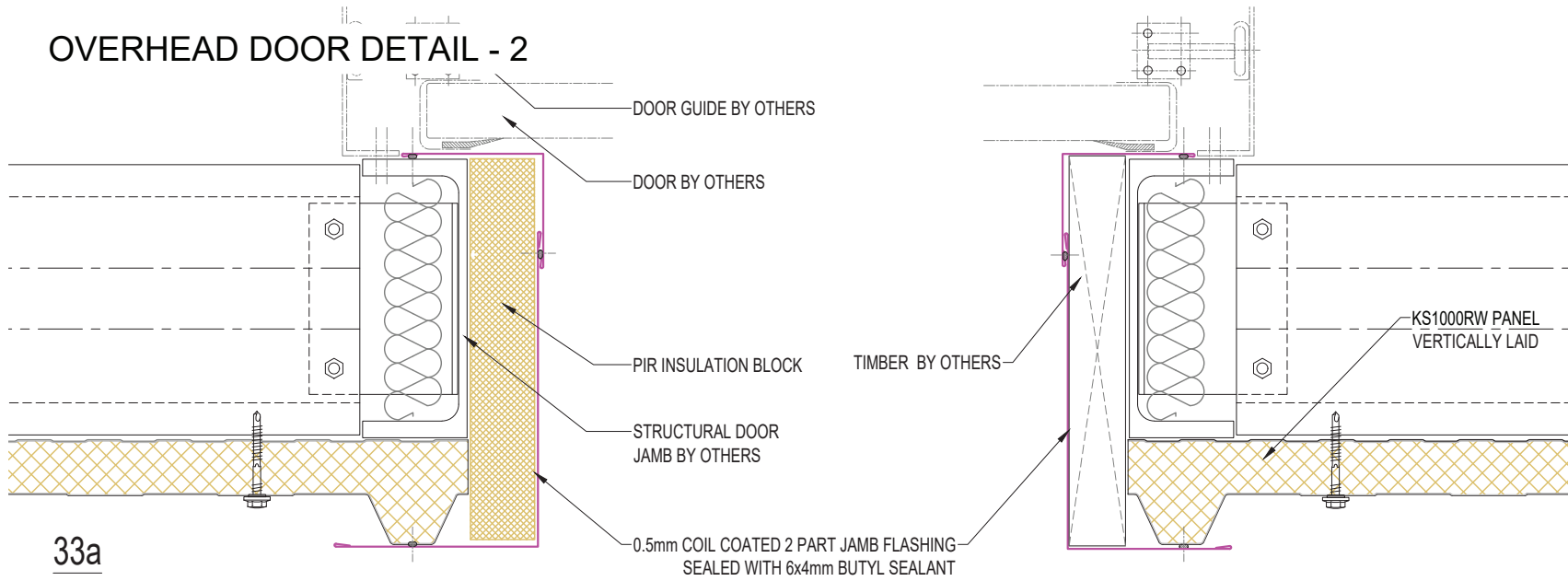
See Door Manufacturers Details For Height Required

SYSTEM KS1000 RW_STD WALL_VERTICAL Q4_2023.DWG			
DESCRIPTION OVERHEAD DOOR DETAIL			
APPROVED BY JS	DATE 16.11.23	REVISION -	
DRG REF: RW_VS_32	SCALE 1:5	SHEET --	PAPER SIZE A4
This document remains the property of Kingspan Ltd under copyright laws. Licence is granted to use this document and its contents in connection with Kingspan Ltd products only. ©Kingspan Ltd			

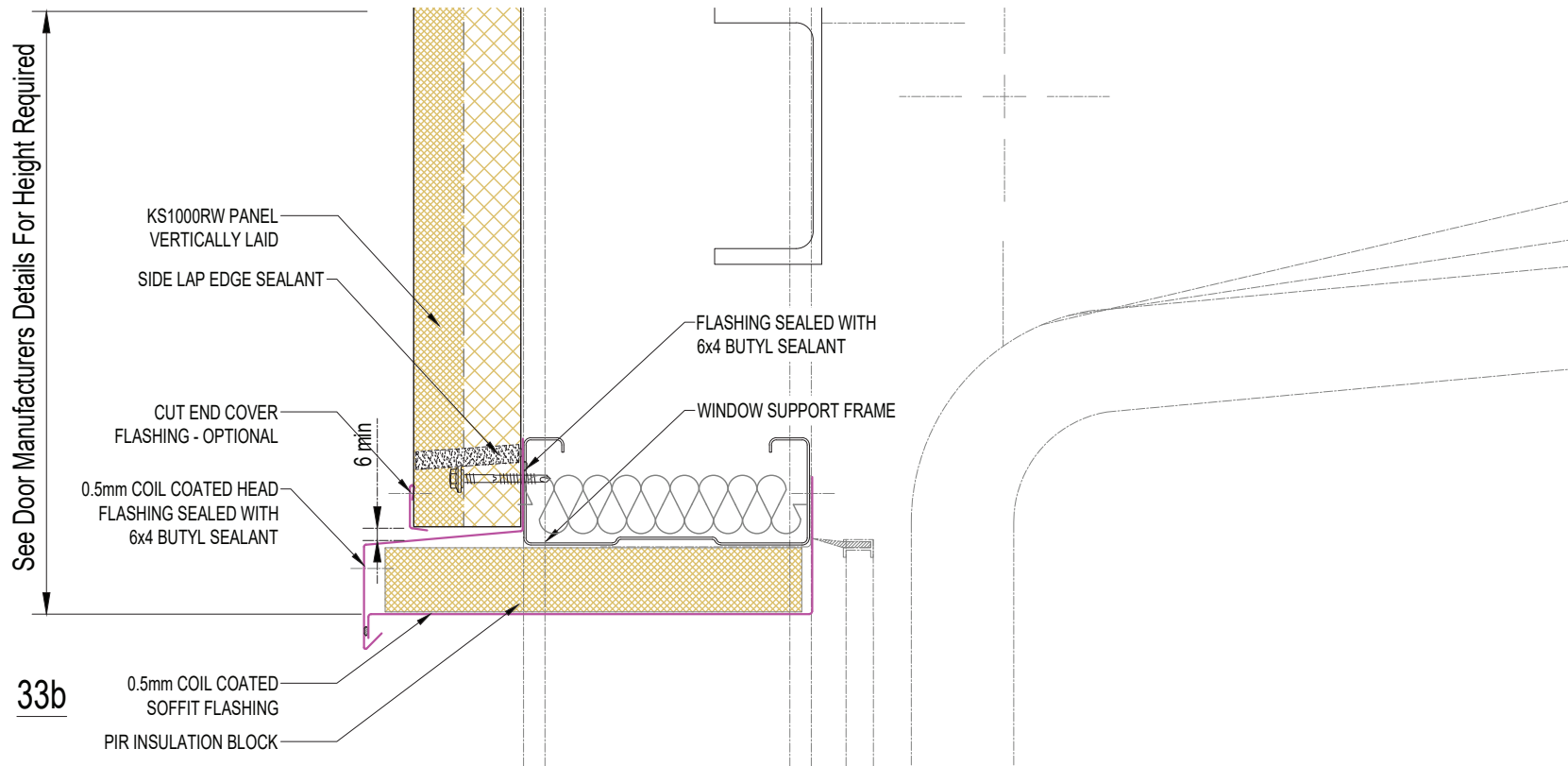
DO NOT SCALE. IF IN DOUBT ASK

New Zealand: Kingspan Ltd
97 Montreal St, Christchurch, Tel: 03 260 5530, Freephone: 0800 121280
email: info@kingspanpanels.co.nz, www.kingspanpanels.co.nz

OVERHEAD DOOR DETAIL - 2



33a



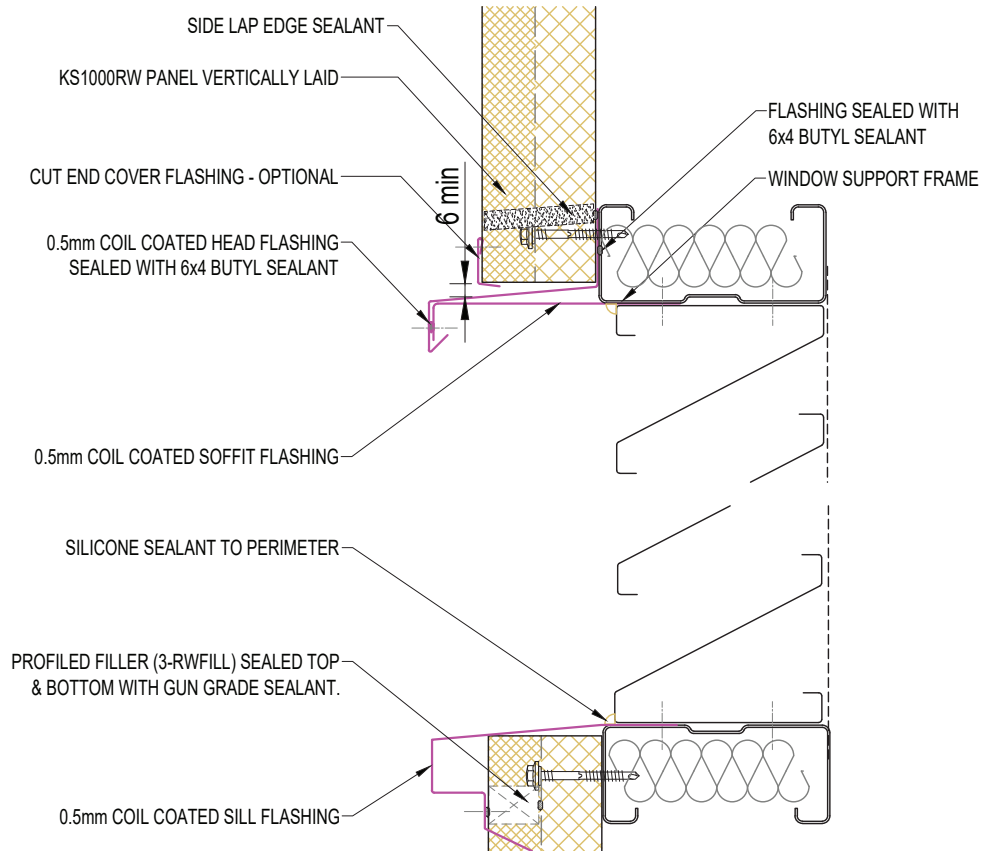
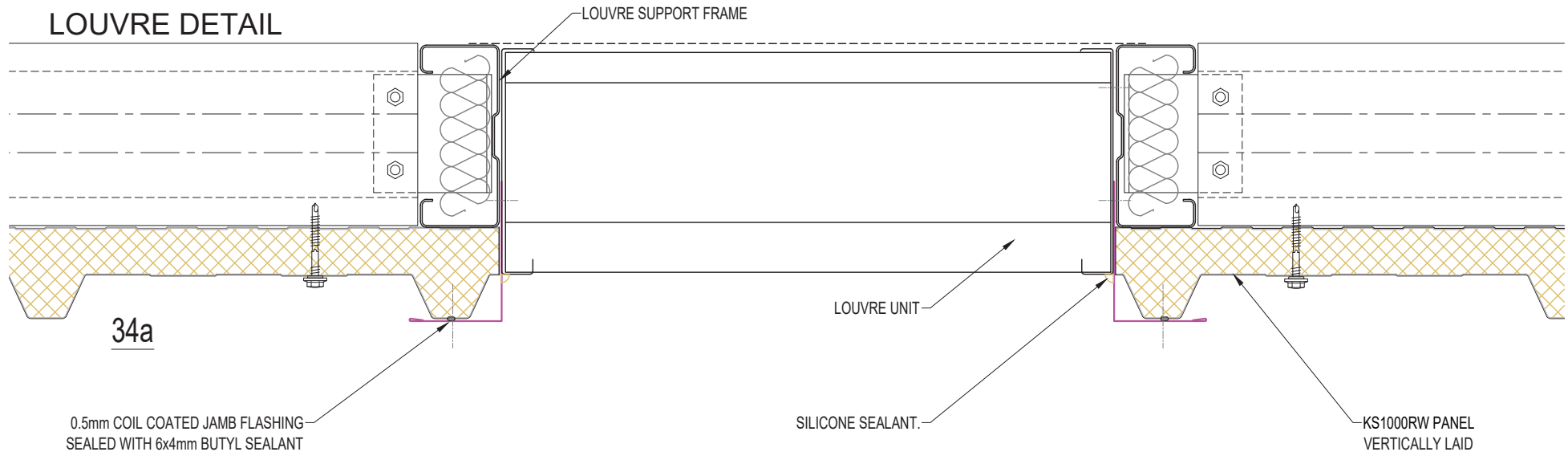
33b

SYSTEM KS1000 RW_STD WALL_VERTICAL Q4_2023.DWG			
DESCRIPTION OVERHEAD DOOR DETAIL - 2			
APPROVED BY JS	DATE 16.11.23	REVISION -	
DRG REF: RW_VS_33	SCALE 1:5	SHEET --	PAPER SIZE A4
This document remains the property of Kingspan Ltd under copyright laws. Licence is granted to use this document and its contents in connection with Kingspan Ltd products only. ©Kingspan Ltd			

DO NOT SCALE. IF IN DOUBT ASK

New Zealand: Kingspan Ltd
97 Montreal St, Christchurch, Tel: 03 260 5530, Freephone: 0800 121280
email: info@kingspanpanels.co.nz, www.kingspanpanels.co.nz

LOUVRE DETAIL



34b

SYSTEM KS1000 RW_STD WALL_VERTICAL Q4_2023.DWG			
DESCRIPTION LOUVRE DETAIL			
APPROVED BY JS	DATE 16.11.23	REVISION -	
DRG REF: RW_VS_34	SCALE 1:5	SHEET --	PAPER SIZE A4

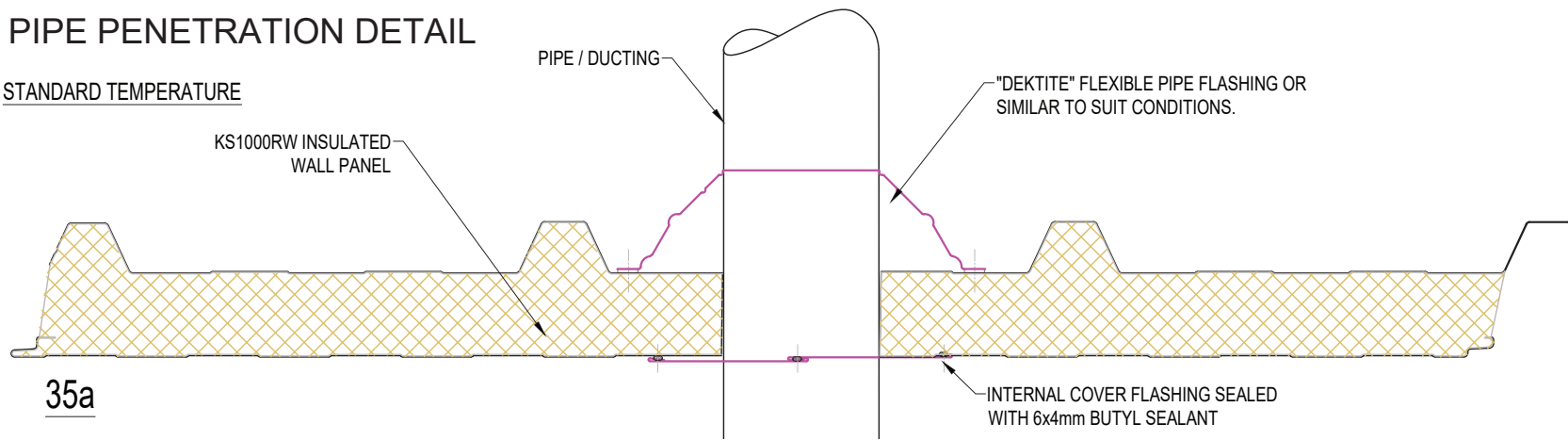
This document remains the property of Kingspan Ltd under copyright laws. Licence is granted to use this document and its contents in connection with Kingspan Ltd products only.
©Kingspan Ltd

DO NOT SCALE. IF IN DOUBT ASK

New Zealand: Kingspan Ltd
97 Montreal St, Christchurch, Tel: 03 260 5530, Freephone: 0800 121280
email: info@kingspanpanels.co.nz, www.kingspanpanels.co.nz

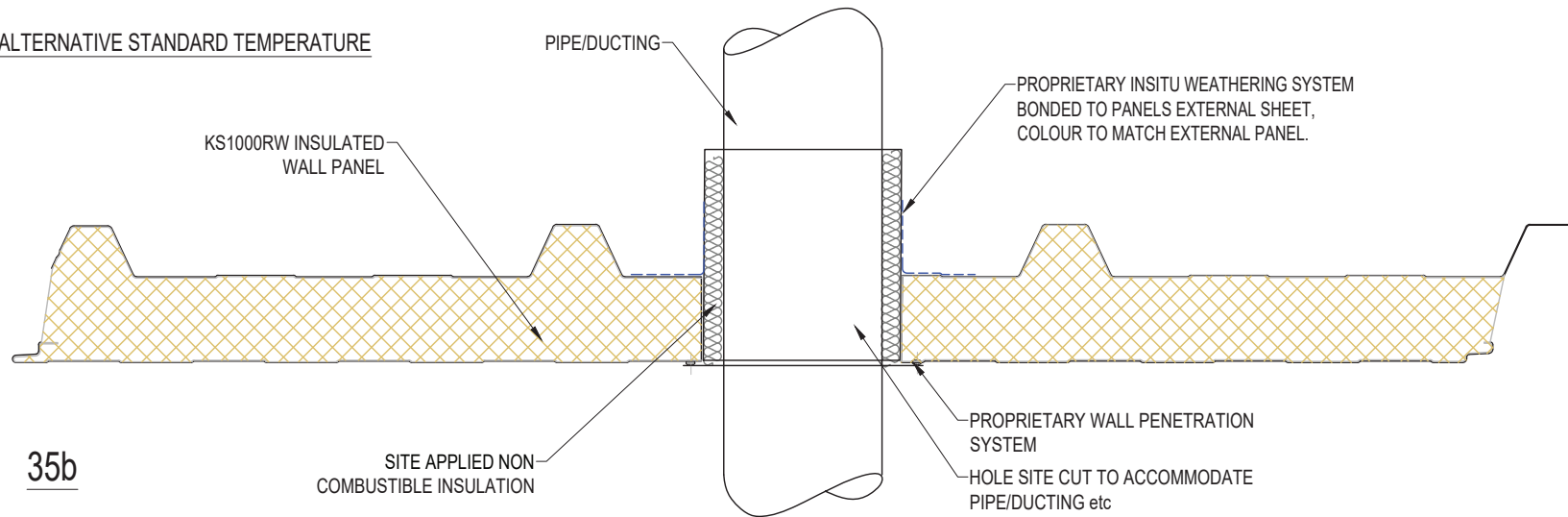
PIPE PENETRATION DETAIL

STANDARD TEMPERATURE



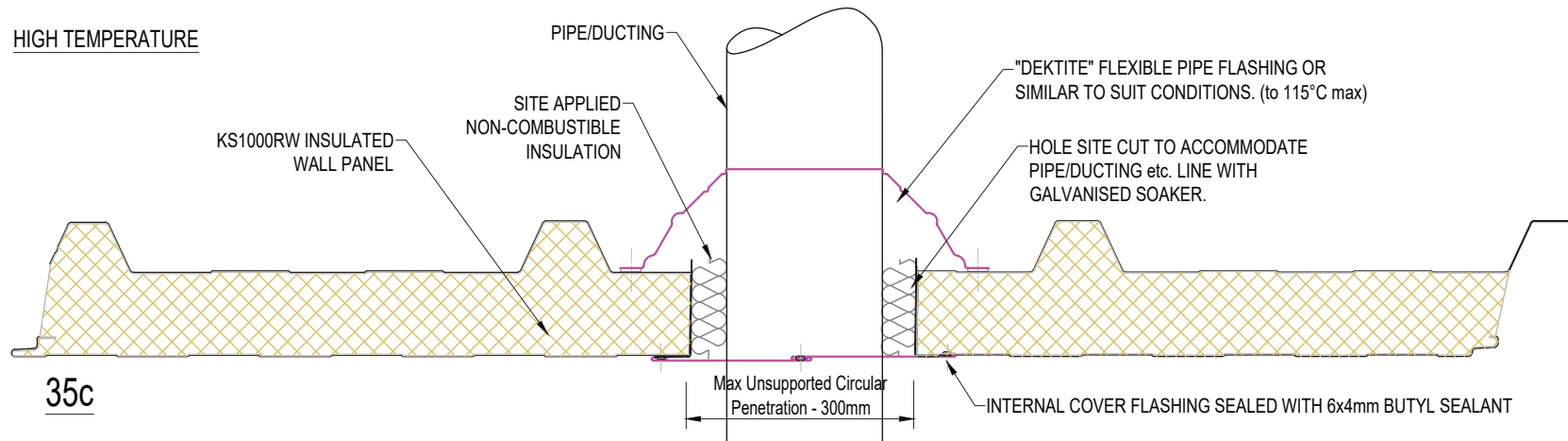
35a

ALTERNATIVE STANDARD TEMPERATURE



35b

HIGH TEMPERATURE



35c

Note: Maximum circular hole size to be 300mm. Penetrations greater will require additional supporting steel.

SYSTEM KS 1000 RW STD WALL_VERTICAL Q4_2023.DWG			
DESCRIPTION PIPE PENETRATION DETAIL			
APPROVED BY JS	DATE 16.11.23	REVISION -	
DRG REF: RW_VS_35	SCALE 1:5	SHEET --	PAPER SIZE A4
This document remains the property of Kingspan Ltd under copyright laws. Licence is granted to use this document and its contents in connection with Kingspan Ltd products only. ©Kingspan Ltd			

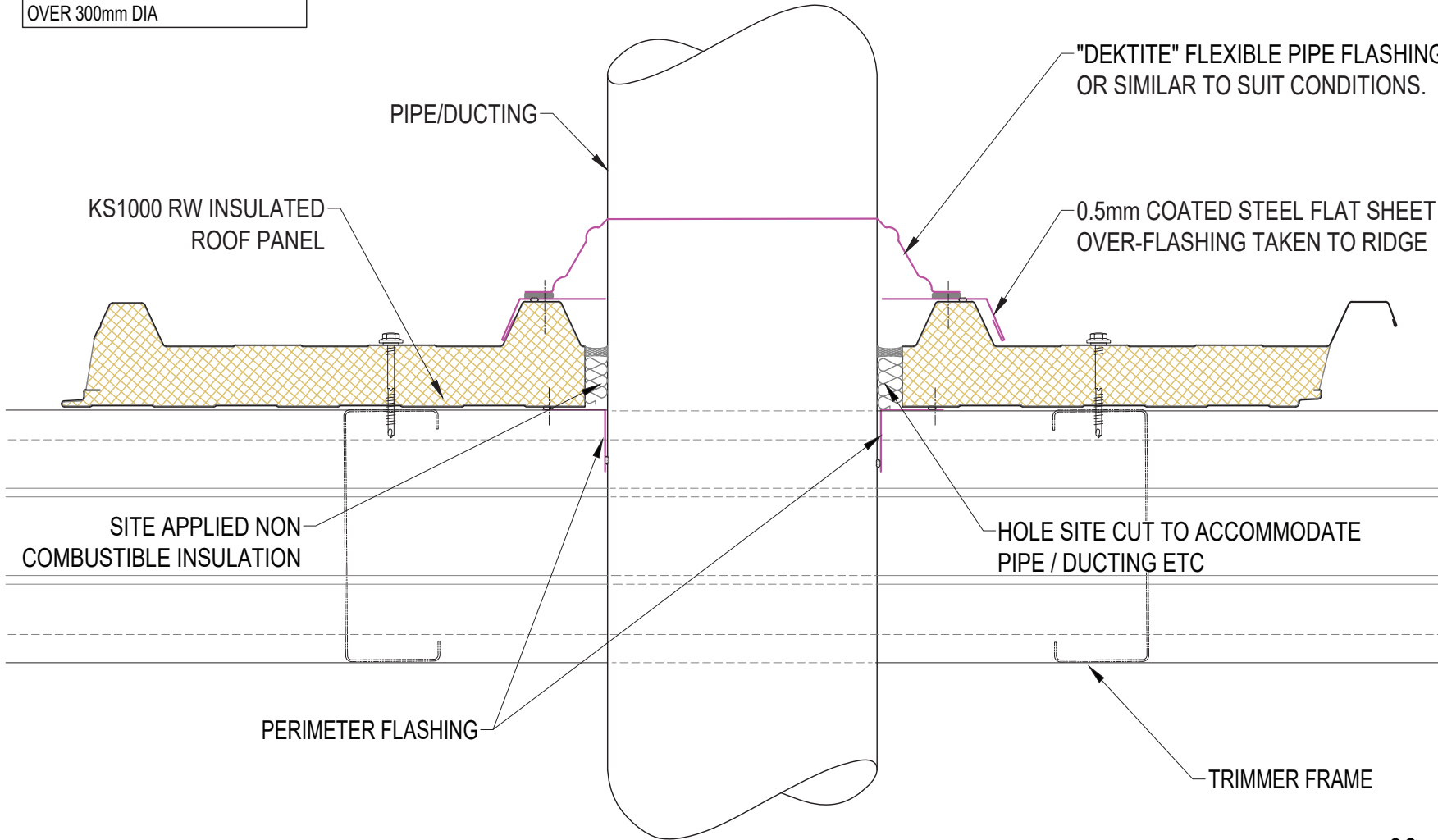
DO NOT SCALE. IF IN DOUBT ASK

New Zealand: Kingspan Ltd
97 Montreal St, Christchurch, Tel: 03 260 5530, Freephone: 0800 121280
email: info@kingspanpanels.co.nz www.kingspanpanels.co.nz

PIPE PENETRATION SUPPORT DETAIL

Note: Maximum circular hole size to be 300mm.
Penetrations greater will require additional supporting steel.

TRIMMER FRAME FOR OPENINGS
OVER 300mm DIA



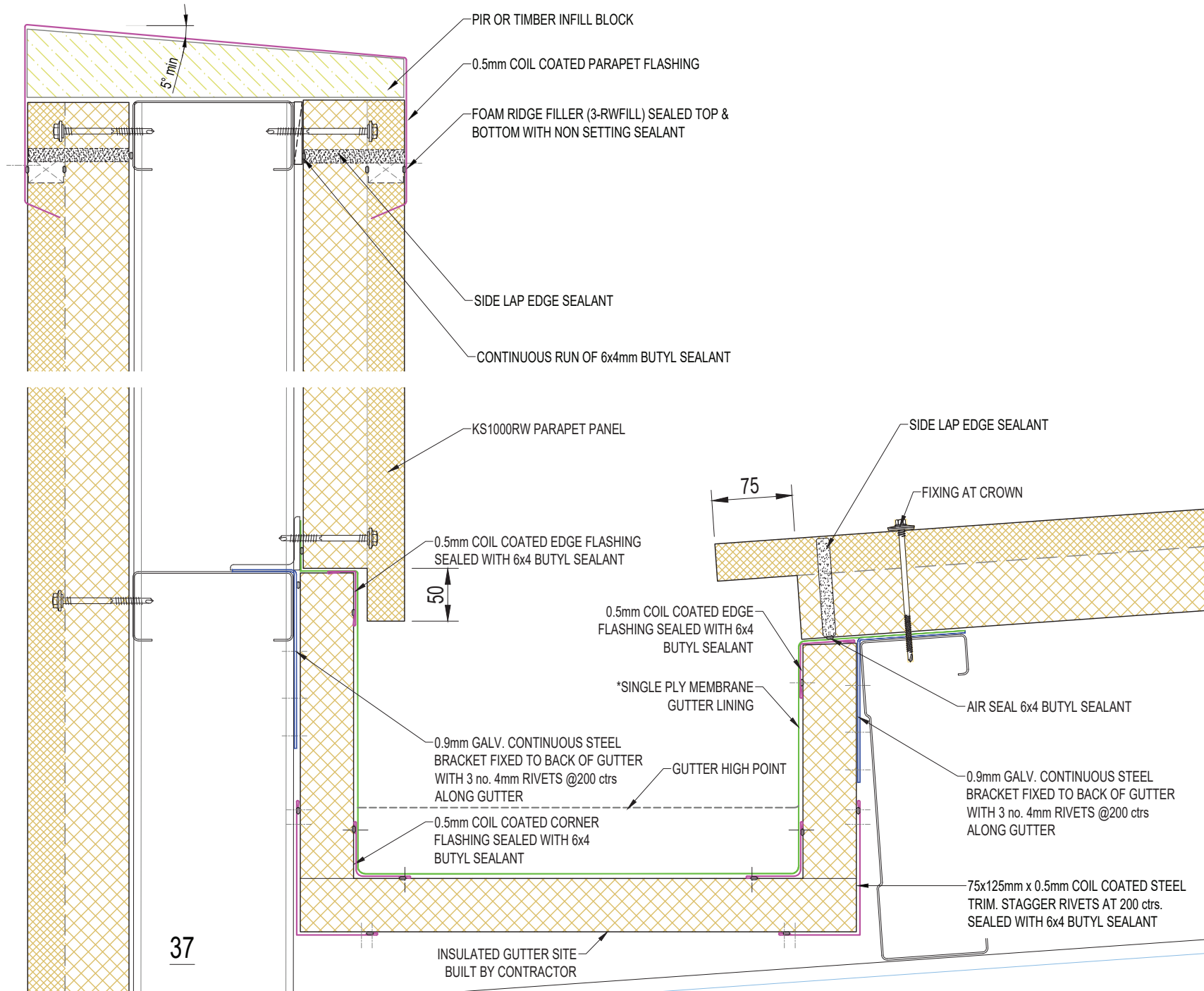
SYSTEM KS1000 RW_STD WALL_VERTICAL Q4_2023.DWG			
DESCRIPTION PIPE PENETRATION SUPPORT DETAIL			
APPROVED BY JS	DATE 16.11.23	REVISION -	
DRG REF: RW_VS_36	SCALE 1:5	SHEET --	PAPER SIZE A4
This document remains the property of Kingspan Ltd under copyright laws. Licence is granted to use this document and its contents in connection with Kingspan Ltd products only. ©Kingspan Ltd			

DO NOT SCALE. IF IN DOUBT ASK



KS1100 CS GUTTER KS1000RW ROOF & VERTICAL WALL

* REFER TO MEMBRANE SUPPLIER FOR SINGLE PLY MEMBRANE GUTTER LINING DETAILS (NOT SUITABLE FOR TORCH-ON MEMBRANE PRODUCTS)



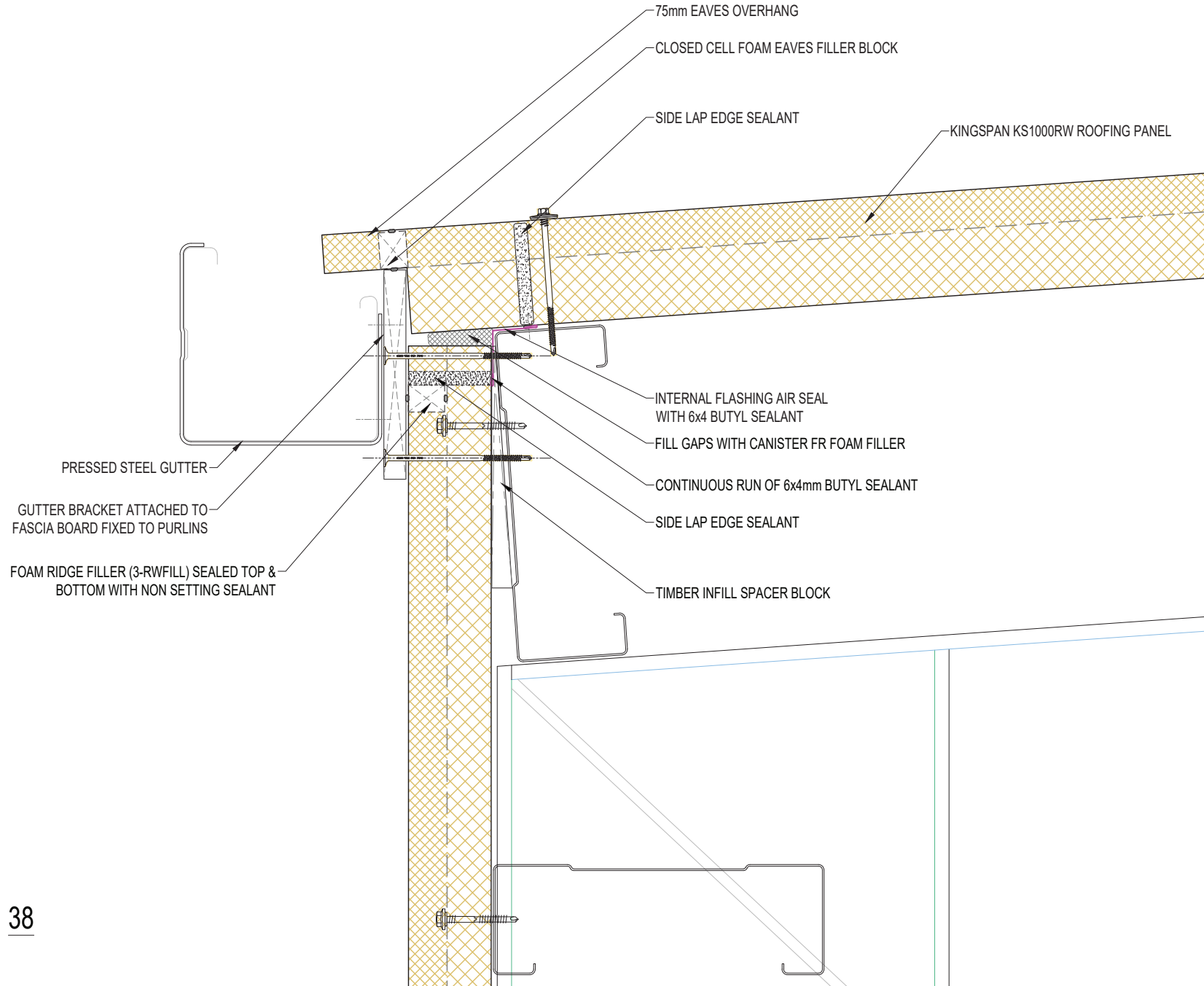
SYSTEM KS1000 RW_STD WALL_VERTICAL Q4_2023.DWG			
DESCRIPTION KS1100 CS GUTTER KS1000RW ROOF & VERTICAL WALL			
APPROVED BY JS	DATE 16.11.23	REVISION -	
DRG REF: RW_VS_37	SCALE 1:5	SHEET --	PAPER SIZE A4

This document remains the property of Kingspan Ltd under copyright laws. Licence is granted to use this document and its contents in connection with Kingspan Ltd products only.
©Kingspan Ltd

DO NOT SCALE. IF IN DOUBT ASK

New Zealand: Kingspan Ltd
97 Montreal St, Christchurch, Tel: 03 260 5530, Freephone: 0800 121280
email: info@kingspanpanels.co.nz www.kingspanpanels.co.nz

EAVES GUTTER DETAIL



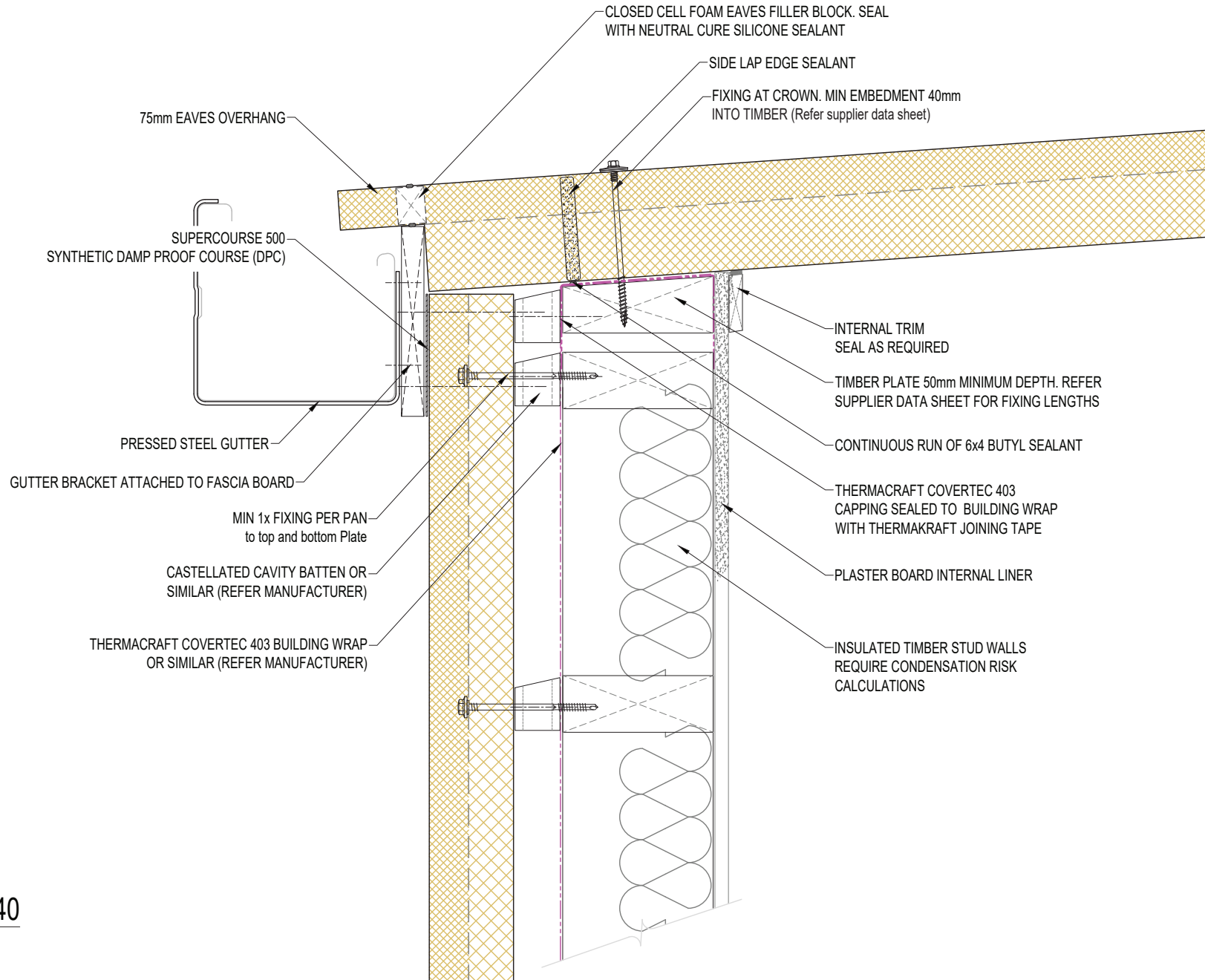
SYSTEM KS1000_RW_STD WALL_VERTICAL Q4_2023.DWG			
DESCRIPTION EAVES GUTTER DETAIL			
APPROVED BY JS	DATE 16.11.23	REVISION -	
DRG REF: RW_VS_38	SCALE 1:5	SHEET --	PAPER SIZE A4
This document remains the property of Kingspan Ltd under copyright laws. Licence is granted to use this document and its contents in connection with Kingspan Ltd products only. ©Kingspan Ltd			

DO NOT SCALE. IF IN DOUBT ASK



New Zealand: Kingspan Ltd
97 Montreal St, Christchurch, Tel: 03 260 5530, Freephone: 0800 121280
email: info@kingspanpanels.co.nz, www.kingspanpanels.co.nz

EAVES GUTTER DETAIL - 3



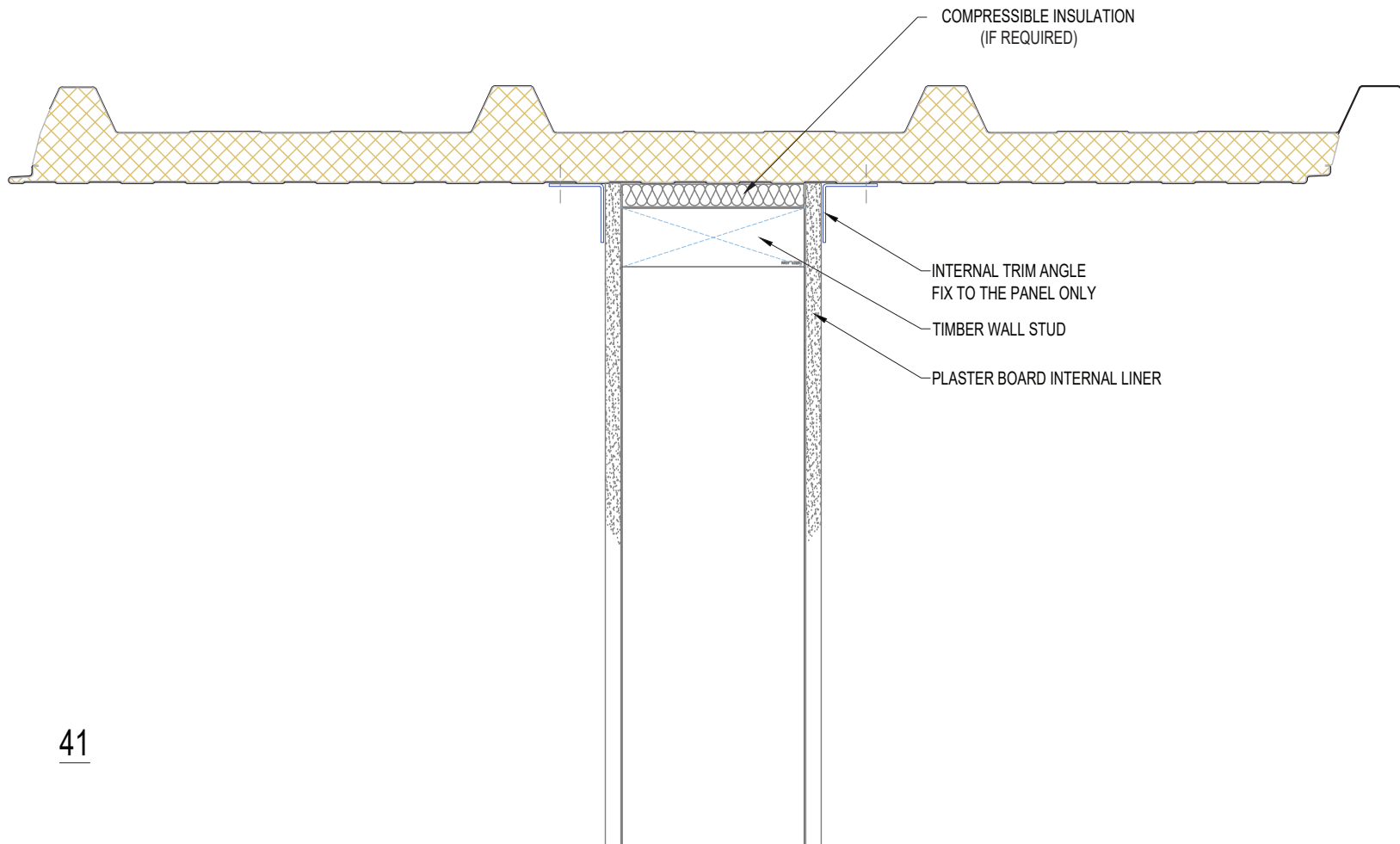
SYSTEM KS1000_RW_STD_WALL_VERTICAL_Q4_2023.DWG			
DESCRIPTION EAVES GUTTER DETAIL - 3			
APPROVED BY JS	DATE 16.11.23	REVISION -	
DRG REF: RW_VS_40	SCALE 1:5	SHEET --	PAPER SIZE A4

This document remains the property of Kingspan Ltd under copyright laws. Licence is granted to use this document and its contents in connection with Kingspan Ltd products only.
©Kingspan Ltd

DO NOT SCALE. IF IN DOUBT ASK

New Zealand: Kingspan Ltd
97 Montreal St, Christchurch, Tel: 03 260 5530, Freephone: 0800 121280
email: info@kingspanpanels.co.nz www.kingspanpanels.co.nz

PLASTER-BOARD PARTITION DETAIL



SYSTEM KS1000_RW_STD_WALL_VERTICAL_Q4_2023.DWG			
DESCRIPTION PLASTER-BOARD PARTITION DETAIL			
APPROVED BY JS	DATE 16.11.23	REVISION -	
DRG REF: RW_VS_41	SCALE 1:5	SHEET --	PAPER SIZE A4

This document remains the property of Kingspan Ltd under copyright laws. Licence is granted to use this document and its contents in connection with Kingspan Ltd products only.
©Kingspan Ltd

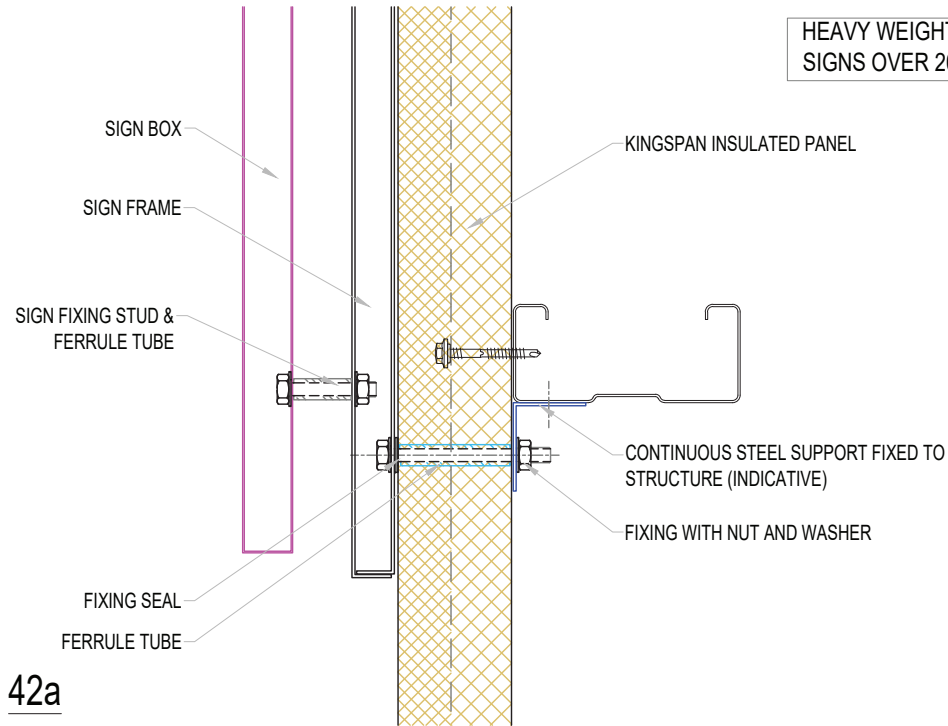
DO NOT SCALE. IF IN DOUBT ASK



New Zealand: Kingspan Ltd
97 Montreal St, Christchurch, Tel: 03 260 5530, Freephone: 0800 121280
email: info@kingspanpanels.co.nz, www.kingspanpanels.co.nz

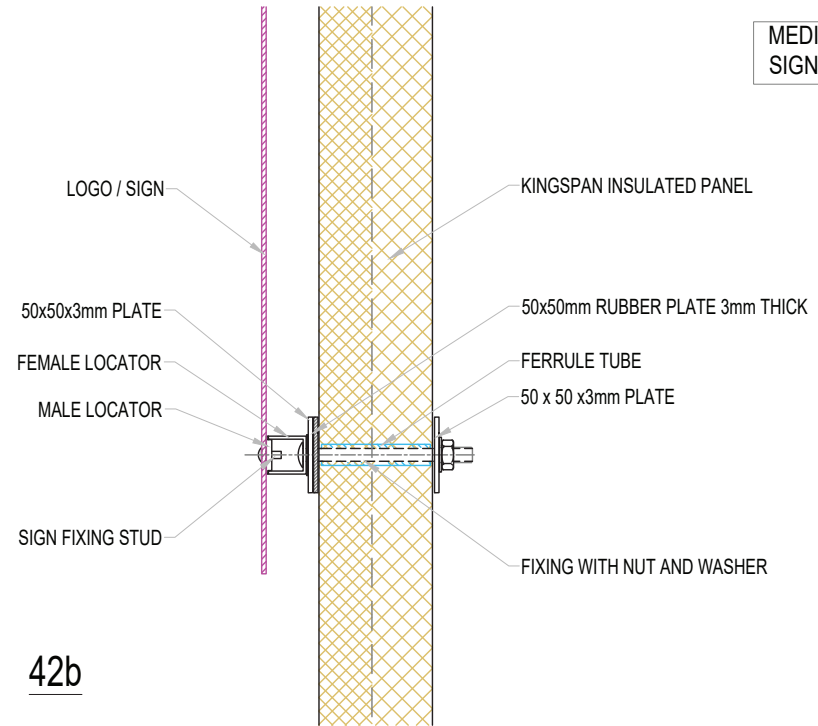
SIGNAGE SUPPORT DETAILS VERT. SECTION

HEAVY WEIGHT
SIGNS OVER 20kg



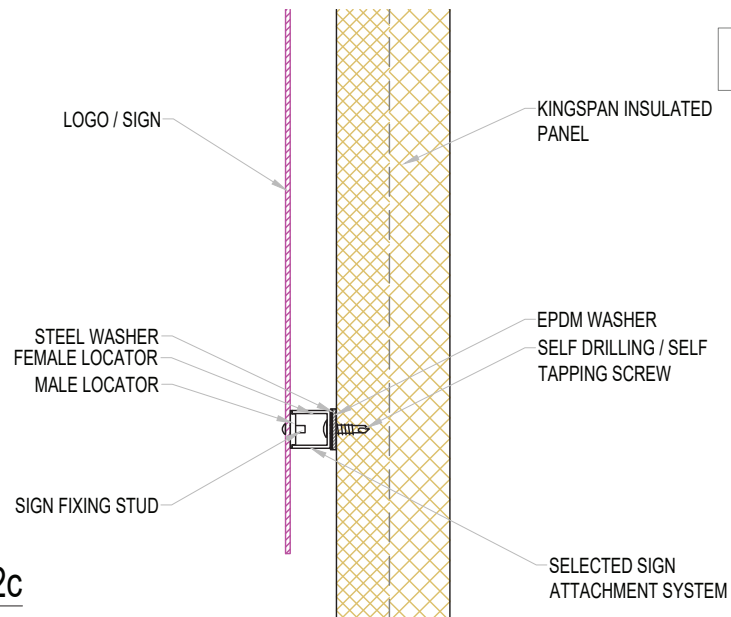
42a

MEDIUM WEIGHT
SIGNS UP TO 20kg




42b

LIGHT WEIGHT
SIGNS UP TO 5kg

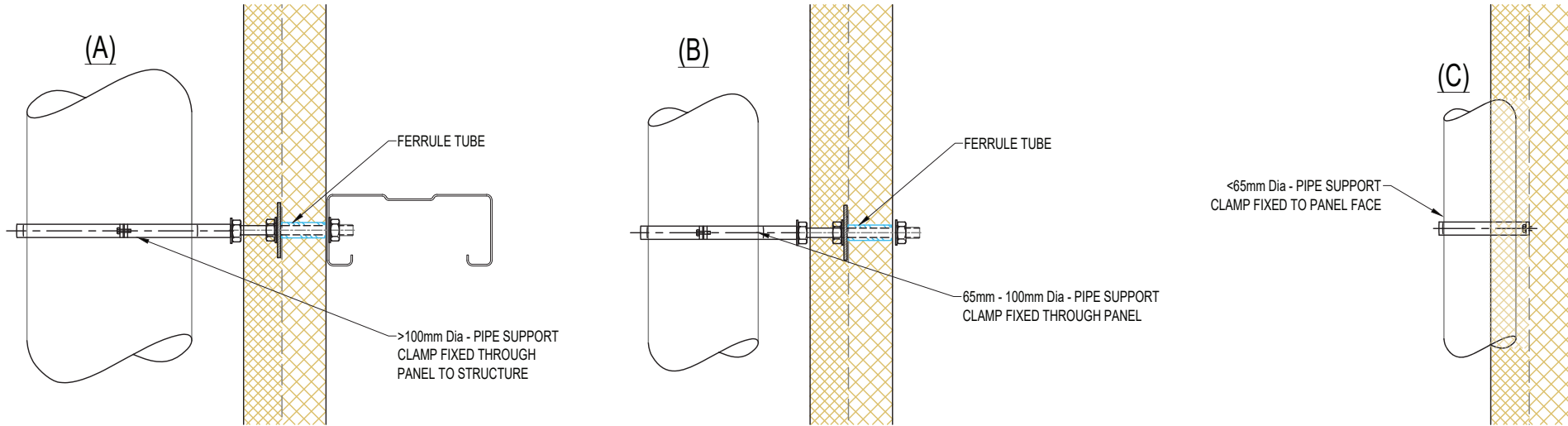


42c

SIGN WEIGHTS ARE INDICATIVE ONLY.
FOR LIGHT SIGNS, THE FORCE APPLIED TO THE CONNECTION SHOULD NOT EXCEED 0.3kN.
FOR MEDIUM WEIGHT SIGNS, THE FORCE APPLIED SHOULD NOT EXCEED 2.8kN AND THE PANEL SPAN NEEDS TO BE CHECKED BASED IN THE NEW POINT LOAD.
NOTE: IT IS THE INSTALLER'S RESPONSIBILITY TO ENSURE THAT SIGN MATERIALS AND FIXINGS ARE COMPATIBLE WITH KINGSPAN PANELS

SYSTEM KS1000_RW_STD_WALL_VERTICAL_Q4_2023.DWG			
DESCRIPTION SIGNAGE SUPPORT DETAILS VERT. SECTION			
APPROVED BY JS	DATE 16.11.23	REVISION -	
DRG REF: RW_VS_42	SCALE 1:5	SHEET --	PAPER SIZE A4
This document remains the property of Kingspan Ltd under copyright laws. Licence is granted to use this document and its contents in connection with Kingspan Ltd products only. ©Kingspan Ltd			
DO NOT SCALE. IF IN DOUBT ASK			
 New Zealand: Kingspan Ltd 97 Montreal St, Christchurch, Tel: 03 260 5530, Freephone: 0800 121280 email: info@kingspanpanels.co.nz, www.kingspanpanels.co.nz			

DOWN-PIPE SUPPORT DETAIL

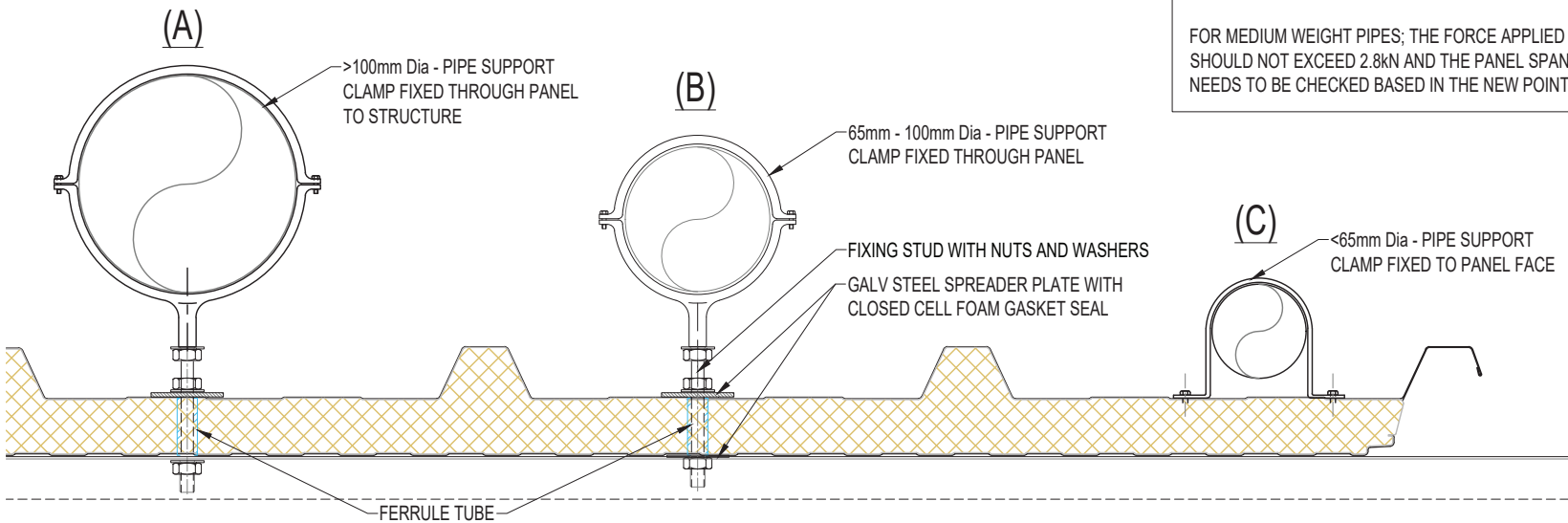


PIPE WEIGHTS ARE INDICATIVE ONLY.

FOR LIGHT PIPES; THE FORCE APPLIED TO THE CONNECTION SHOULD NOT EXCEED 0.3kN.

FOR MEDIUM WEIGHT PIPES; THE FORCE APPLIED SHOULD NOT EXCEED 2.8kN AND THE PANEL SPAN NEEDS TO BE CHECKED BASED IN THE NEW POINT LOAD.

FIX DOWN-PIPES & OTHER ANCILLARY ITEMS THROUGH PANEL WITH A SUPPORT FERRULE TO PREVENT COMPRESSION OF THE PANEL CORE (EXAMPLE ONLY. DETAIL DESIGN BY OTHERS)



SYSTEM KS 1000 RW STD WALL VERTICAL Q4_2023.DWG			
DESCRIPTION DOWN-PIPE SUPPORT DETAIL			
APPROVED BY JS	DATE 16.11.23	REVISION -	
DRG REF: RW_VS_43	SCALE 1:5	SHEET --	PAPER SIZE A4

This document remains the property of Kingspan Ltd under copyright laws. Licence is granted to use this document and its contents in connection with Kingspan Ltd products only.
©Kingspan Ltd

DO NOT SCALE. IF IN DOUBT ASK

New Zealand: Kingspan Ltd
97 Montreal St, Christchurch, Tel: 03 260 5530, Freephone: 0800 121280
email: info@kingspanpanels.co.nz www.kingspanpanels.co.nz