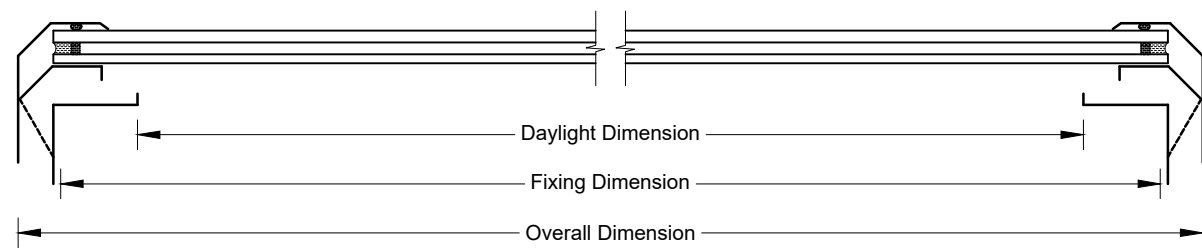


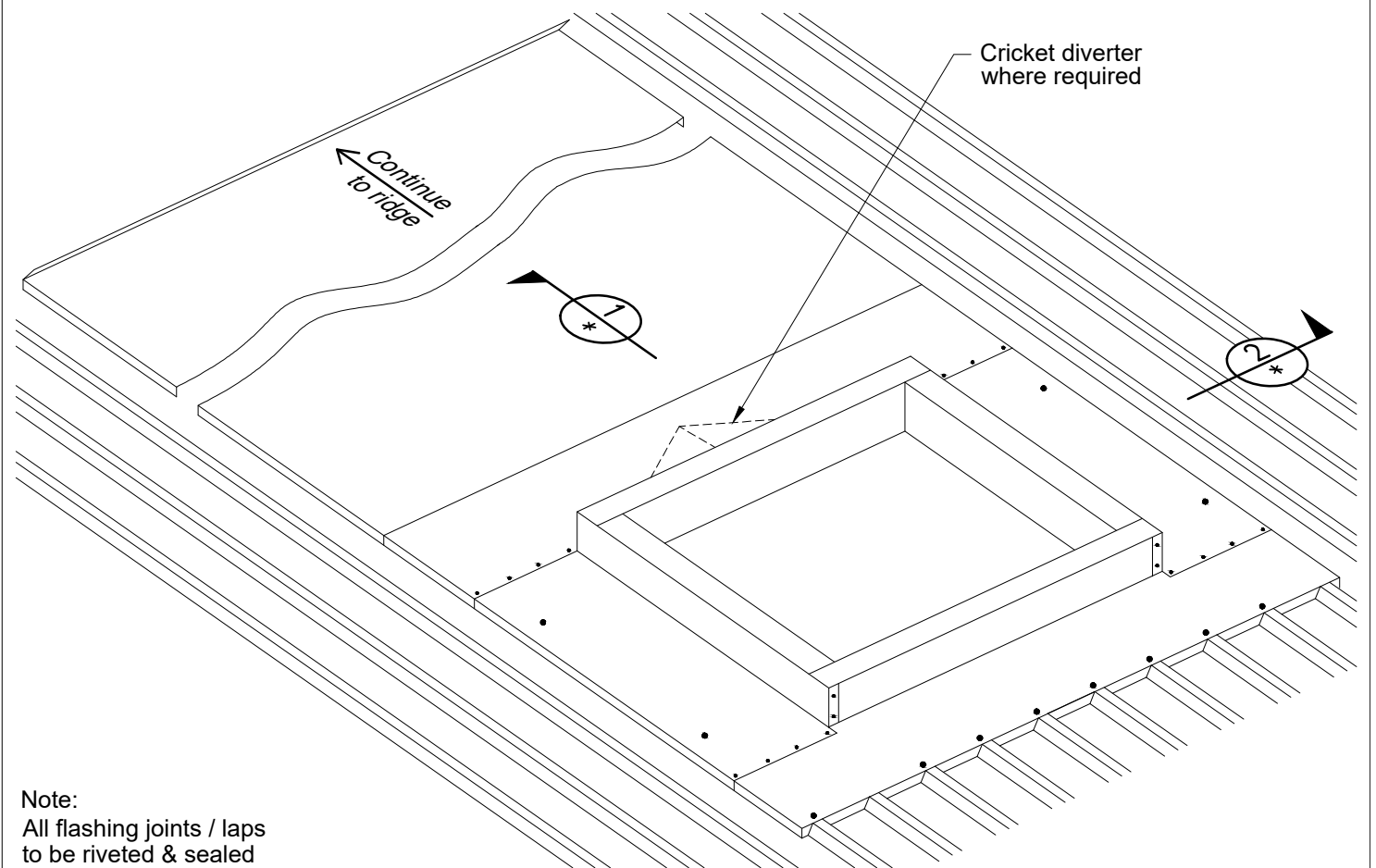
\* Dimensions to be in accordance with NZBC Clause E2

DETAIL 1

DETAIL 2




Mega Roof Window Vent				
Model No.	Daylight Dimension	Fixing Dimension	Overall Dimension	Ventilation Area (m <sup>2</sup> )
<b>MRWv1616</b>	1535 x 1535	1635 x 1635	1710 x 1710	0.138
<b>MRWv2014</b>	1890 x 1290	1990 x 1390	2065 x 1465	0.143
<b>MRWv2418</b>	2275 x 1675	2375 x 1775	2450 x 1850	0.174
<b>MRWv3014</b>	2890 x 1290	2990 x 1390	3065 x 1465	0.183



Note:  
All flashing joints / laps to be riveted & sealed

Not to scale, do not scale from drawing. All details are generic in nature and should be read in conjunction with the roofing manufacturers' standard penetration details.



ADLUX Industries Ltd. ©  
36 Olive Road, Penrose  
P.O. Box 13866, Auckland  
New Zealand.  
Ph: (09) 636 6866  
Fax: (09) 636 6846  
Email: sales@adlux.co.nz

**MEGA ROOF WINDOW vent (Double Glazed)**  
**TRAPEZOID ROOFING PROFILE (Back Tray)**  
**PITCH 5° TO 60°**

DATE: 14/02/19

DWG No: MRWv-TZ-BT