

LOFT LADDERS  
& ATTIC STAIRS

LOFT LADDERS  
& ATTIC STAIRS



WOODEN  
LOFT LADDERS

# WOODEN SECTION LOFT LADDERS

LWT

**U=0.51**  
LOFT LADDER  
W/m<sup>2</sup>K

STANDARD  
**EN  
14975**

**4** CLASS  
EN12207\*

The highly efficient **LWT** loft ladder is recommended for use in energy-efficient buildings. Its excellent level of insulation significantly reduces heat loss and energy bills.

Triple system of seals guarantees perfect tightness.



CLICK

Light hatch weight and method of 'click fixing' makes installation very simple.



Short distance between the top tread and attic floor.



Its special 8cm thick hatch is filled with polystyrene insulation to provide an excellent barrier and reduce heat loss.



stile ends (only in 3-section version)



white hatch



non-slip treads set flush with ladder strings



three seals  
x3



easy installation



handrail



possibility of installing additional accessories pages 54-59

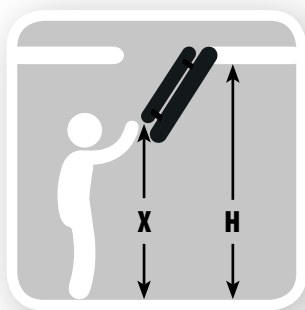
Technical specification:  
**permissible load of 160 kg**  
**loft ladder heat transmission coefficient U = 0.51 W / m<sup>2</sup>K**  
**insulation thickness 7.4 cm**  
**hatch thickness 8 cm**

fully assembled,  
and ready for quick  
installation in the ceiling

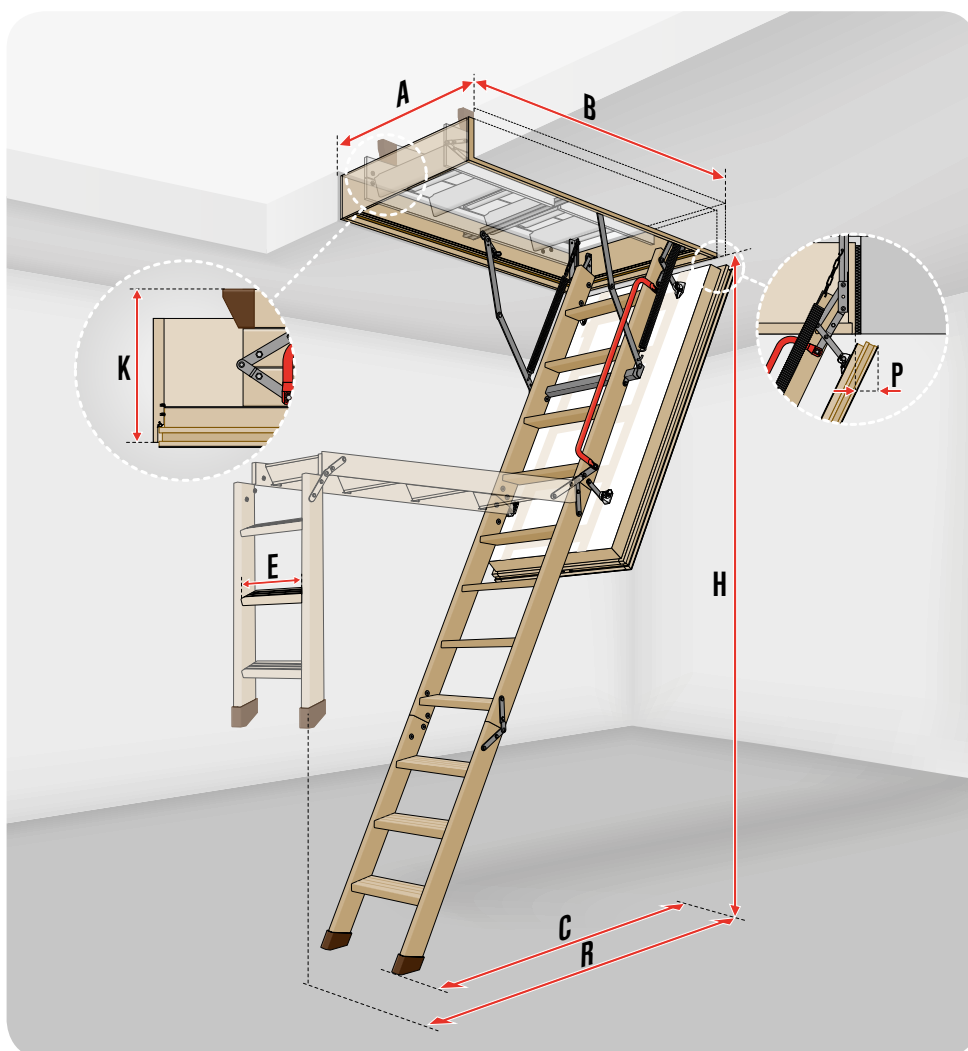


**3** years  
WARRANTY

# LWT LOFT LADDER DIAGRAM



**i** 3-segment ladder can be equipped with the LXM ladder unloading mechanism (page 58), so that the ladder can be fully operated with a rod



## LWT LOFT LADDER DIMENSIONS

Ceiling opening dimensions [cm]	AxB	55x100	60x100	70x100	60x120	70x120	70x130	70x140	60x130	70x130	70x140
Maximum room height [cm]	H	280								305	
Minimum room height [cm]*	H <sub>min.</sub>	253			234			242			
Height to be reached to operate the ladder [cm]	X	230			210 <b>i</b>			230 <b>i</b>			
Box external dimensions [cm]		53x98.4	58x98.4	68x98.4	58x118.4	68x118.4	68x128.4	68x138.4	58x128.4	68x128.4	68x138.4
Internal box dimensions [cm]		49x94	54x94	64x94	54x114	64x114	64x124	64x134	54x124	64x124	64x134
Folded ladder height [cm]	K	43.5			36			36			
Swing space [cm]	R	136			164			178			
Distance after ladder unfolding [cm]	C	123			130			137			
Hatch retraction after opening [cm]	P				4.5						
Box height [cm]					22						
Number of segments		4			3						

## LADDER PARAMETERS

Tread length [cm]	E	30				34					
Tread width [cm]					8						
Distance between treads [cm]					25						
Tread thickness [cm]					2						

\* for rooms lower than the maximum standard height H please adjust the length of the ladder according to the assembly instructions

Commercial sizes [cm]		55x100	60x100	70x100	60x120	70x120	70x130	70x140	60x130	70x130	70x140
Room height [cm]	H	280								305	
<b>Code</b>		<b>863120</b>	<b>863106</b>	<b>863116</b>	<b>863101</b>	<b>863111</b>	<b>863112</b>	<b>863113</b>	<b>863151</b>	<b>863153</b>	<b>863154</b>

Ladders are available only in sizes shown above.



WOODEN  
LOFT LADDERS

# LOFT LADDERS WITH WOODEN FOLDING SECTION

LWT  
PASSIVE  
HOUSE

**U=0.51**  
LOFT LADDER  
W/m<sup>2</sup>K

STANDARD  
**EN  
14975**

**4** CLASS  
EN12207\*



The **LWT Passive House** loft ladder is a technically complex design specifically developed for the demands of such energy-efficient construction standards. It is installed with a kit which connects the ladder to the ceiling to guarantee a perfect seal and insulation without thermal bridges. It comes with Passive House certification.



Kit allows for proper loft ladder insulation in the ceiling.



Short distance between the top tread and attic floor.



Triple system of seals guarantees perfect tightness.



Its special 8cm thick hatch is filled with polystyrene insulation to provide an excellent barrier and reduce heat loss.



stile ends



PASSIVE HOUSE  
Insulation kit



white hatch



non-slip treads set flush  
with ladder strings



three seals  
x3



easy installation



handrail



possibility of installing  
additional accessories  
pages 54-59

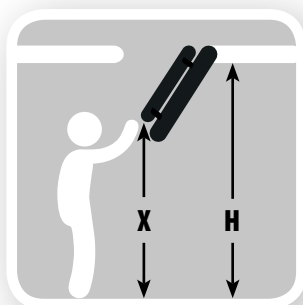
Technical specification:  
**permissible load of 160 kg**  
**loft ladder heat transmission coefficient  $U = 0.51 \text{ W/m}^2\text{K}$**   
**insulation thickness 7.4 cm**  
**hatch thickness 8 cm**

fully assembled,  
and ready for quick  
installation in the ceiling

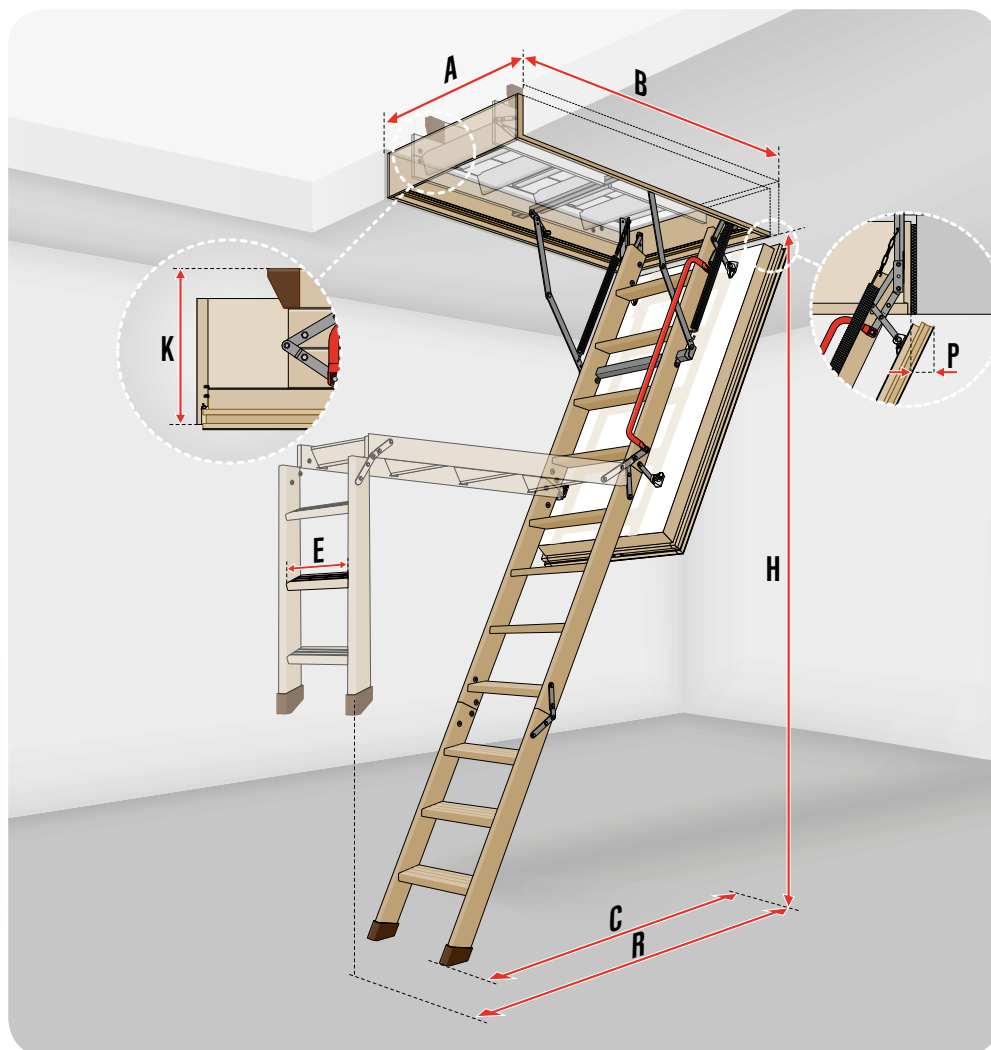


**3** years  
WARRANTY

# LWT PASSIVE HOUSE LOFT LADDER DIAGRAM



**i** 3-segment ladder can be equipped with the LXM ladder unloading mechanism (page 58), so that the ladder can be fully operated with a rod



## LWT PASSIVE HOUSE LOFT LADDER DIMENSIONS

Ceiling opening dimensions [cm]	AxB	62x122	72x122	72x132	72x142	62x132	72x132	72x142
Maximum room height [cm]	H		280				305	
Minimum room height [cm]*	H <sub>min.</sub>		234				242	
Height to be reached to operate the ladder [cm]	X		210	<b>i</b>			230	<b>i</b>
Box external dimensions [cm]		58 x 118.4	68 x 118.4	68 x 128.4	68 x 138.4	58 x 128.4	68 x 128.4	68 x 138.4
Internal box dimensions [cm]		54 x 114	64 x 114	64 x 124	64 x 134	54 x 124	64 x 124	64 x 134
Folded ladder height [cm]	K				36			
Swing space [cm]	R		164				178	
Distance after ladder unfolding [cm]	C		127				137	
Hatch retraction after opening [cm]	P				4.5			
Box height [cm]					22			

## LADDER PARAMETERS

Tread length [cm]	E				34			
Tread width [cm]					8			
Distance between treads [cm]					25			
Tread thickness [cm]					2			

\* for rooms lower than the maximum standard height H please adjust the length of the ladder according to the assembly instructions

## LOFT LADDER

Commercial sizes [cm]		62x122	72x122	72x132	72x142	62x132	72x132	72x142
Room height [cm]	H		280				305	
<b>Code</b>		<b>8665AE</b>	<b>8665AF</b>	<b>8665AG</b>	<b>8665AH</b>	<b>8665AJ</b>	<b>8665AK</b>	<b>8665AL</b>

Ladders are available only in sizes shown above.

METAL  
LOFT LADDERS




# METAL FOLDING SECTION LOFT LADDERS

**LMK**  
KOMFORT

**U=1.1**  
HATCH  
W/m<sup>2</sup>K

STANDARD  
**EN**  
**14975**

Unlike the LMS the **LMK** loft ladder has a white hatch and red handrail. The handrail is fixed to the ladder brackets, making its use much easier.



White insulated hatch  
and handrail



stile ends



handrail



white hatch



non-slip treads



peripheral seal



possibility of installing  
additional accessories  
pages 54-59

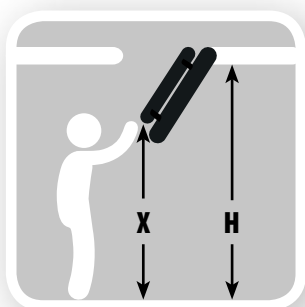
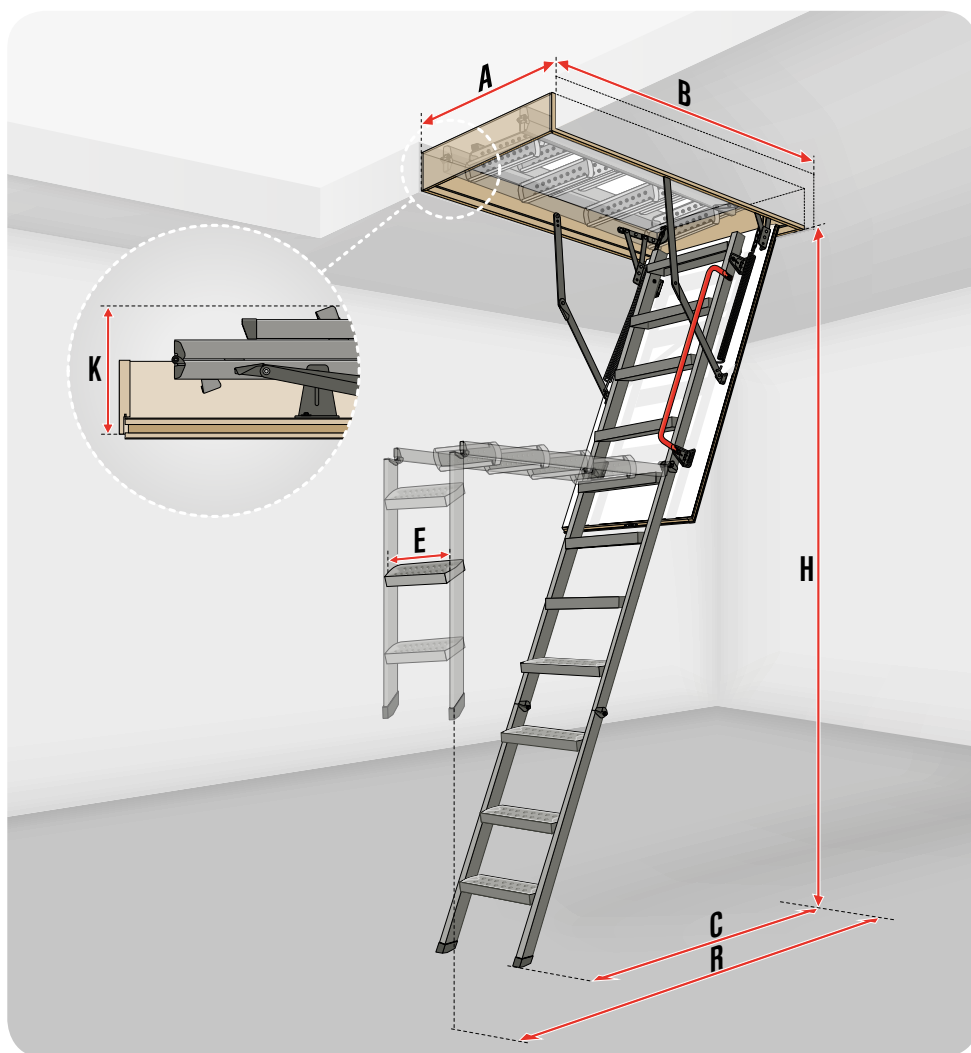
Technical specification:  
**permissible loading of 200 kg**  
**hatch heat transmission coefficient  $U = 1.1 \text{ W/m}^2\text{K}$**   
**insulation thickness 3 cm**  
**hatch thickness 3.6 cm**

fully assembled,  
and ready for quick  
installation in the ceiling



**3** years  
WARRANTY

# LMK LOFT LADDER DIAGRAM



## LMK LOFT LADDER DIMENSIONS

Ceiling opening dimensions [cm]	AxB	60x120	70x120	70x130	70x140	60x130	70x130	70x140
Maximum room height [cm]	H	280				305		
Minimum room height [cm]*	H <sub>min.</sub>	220				245		
Height to be reached to operate the ladder [cm]	X	220				245		
Box external dimensions [cm]		58x118.4	68x118.4	68x128.4	68x138.4	68x128.4	68x128.4	68x138.4
Internal box dimensions [cm]		54x114	64x114	64x124	64x134	54x124	64x124	64x134
Folded ladder height [cm]	K	25.5						
Swing space [cm]	R	157				175		
Distance after ladder unfolding [cm]	C	118.5				127		
Box height [cm]		14						

## LADDER PARAMETERS

Tread length [cm]	E	34						
Tread width [cm]		8						
Distance between treads [cm]		25						

\* for rooms lower than the maximum standard height H please adjust the length of the ladder according to the assembly instructions

## LOFT LADDER

Commercial sizes [cm]		60x120	70x120	70x130	70x140	60x130	70x130	70x140
Room height [cm]	H	280				305		
Code		861401	861411	861412	861413	861451	861453	861454

Ladders are available only in sizes shown above.



SCISSORS  
LOFT LADDERS



# SCISSORS LOFT LADDERS

LST

**U=1.1**  
HATCH  
W/m<sup>2</sup>K

STANDARD  
**EN  
14975**

The **LST** scissors loft ladder is equipped with a 3.6cm thick, white insulated hatch as standard. The box is made of wood and has quick-fit brackets while the hatch opening mechanism guarantees safe folding and unfolding. In addition, its construction has eliminated the need for a lock. The ladder itself is powder-coated in RAL 7022 Grey. The overall floor – ceiling ladder height can be increased to a maximum of 330cm by adding two LSS treads.



Wooden box with metal architrave lining and quick-fit brackets.



white hatch



possibility of adding or detaching tread



architrave lining



system of quick installation in the ceiling



peripheral seal



system of adapting the ladder length to the ceiling height



non-slip treads



possibility of installing additional accessories

Technical specification:  
**permissible loading of 200 kg**  
**hatch heat transmission coefficient  $U = 1.1 \text{ W/m}^2\text{K}$**   
**insulation thickness 3 cm**  
**hatch thickness 3.6 cm**

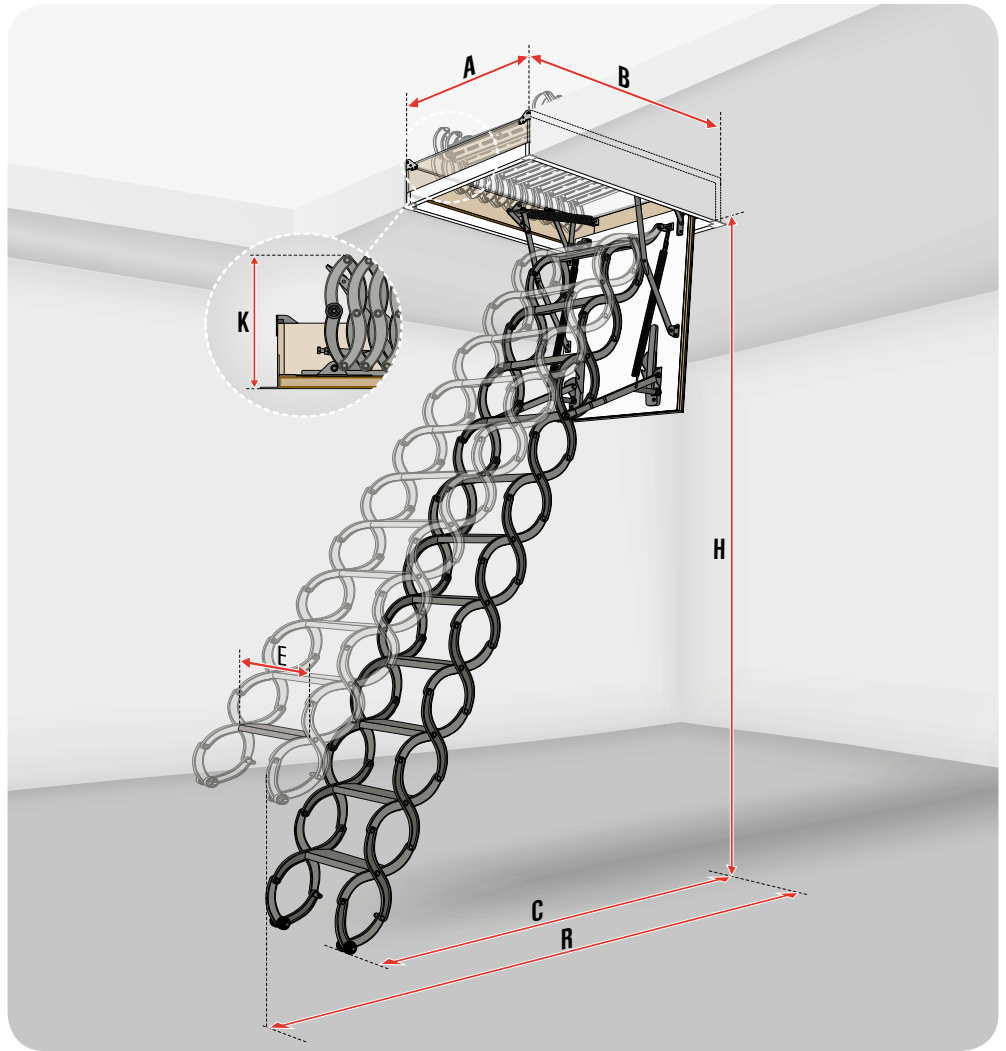
fully assembled,  
and ready for quick  
installation in the ceiling



**3 years**  
WARRANTY



# LST LOFT LADDER DIAGRAM



## LST LOFT LADDER DIMENSIONS

		Standard ladder length				
Ceiling opening dimensions [cm]	<b>AxB</b>	50x80	60x90	60x120	70x80	70x120
Room height [cm]	<b>H</b>	250 – 280				
Box external dimensions [cm]		49x79.4	59x89.4	59x119.4	69x79.4	69x119.4
Box external dimensions with architrave linings		54x84.4	64x94.4	64x124.4	74x84.4	74x124.4
Internal box dimensions [cm]		44x74	54x84	54x114	64x74	64x114
Folded ladder height [cm]	<b>K</b>	38.2				
Swing space [cm]	<b>R</b>	150				
Distance after ladder unfolding [cm]	<b>C</b>	146 – 134				
Box height [cm]		18				

## LADDER PARAMETERS

Tread length [cm]	<b>E</b>	24	30	38
Tread width [cm]		8		
Distance between treads [cm]		24-26		
Standard number of treads [units]		11		
Compatible tread LSS		LSS-24	LSS-31	LSS-38

## LOFT LADDER

Commercial sizes [cm]		50x80	60x90	60x120	70x80	70x120
Room height [cm]	<b>H</b>	250 – 280				
<b>Code</b>		<b>860402</b>	<b>860432</b>	<b>860423</b>	<b>860426</b>	<b>860436</b>

Ladder shorter by 1 tread (10-tread ladder)		Standard ladder (11-tread ladder)		Ladder longer by 1 tread (12-tread ladder)		Ladder longer by 2 treads (13-tread ladder)	
230	250	250	280	280	300	300	330
Sizes and dimensions of loft ladder not included into the table are identical with those for heights 250-280cm							
140		150		160		170	
135	127	146	134	153	145	163	150

Code	860207	860205	860206
tread*	LSS-24	LSS-31	LSS-38
ladder width [cm]	50	60	70

Ladders are available only in sizes shown above.

\* while ordering LSS tread- the ladder commercial size and type has to be provided

METAL SCISSORS  
LOFT LADDERS

# SCISSORS LOFT LADDERS

**LSF**  
FIRE-RESISTANT

**U=1.8**  
HATCH  
W/m<sup>2</sup>K

STANDARD  
**EN  
14975**

**EN 13501-2**  
E<sub>1</sub> **60**

The **LSF** fire-resistant loft ladder has a 60-minute fire rating and acts as a barrier to prevent spread of flame. The overall floor - ceiling ladder height can be increased to a maximum of 320cm by adding one LSS tread.

The loft ladder hatch is equipped with an expanding seal, which under the influence of high temperature increases its volume and prevents fire from spreading to the fire free storey.



fire-resistant hatch on one side



architrave lining



non-slip treads



possibility of adding or detaching tread



system of quick installation in the ceiling



system of adapting the ladder length to the ceiling height



possibility of installing additional accessories pages 54-59

\*manufacturer's internal research

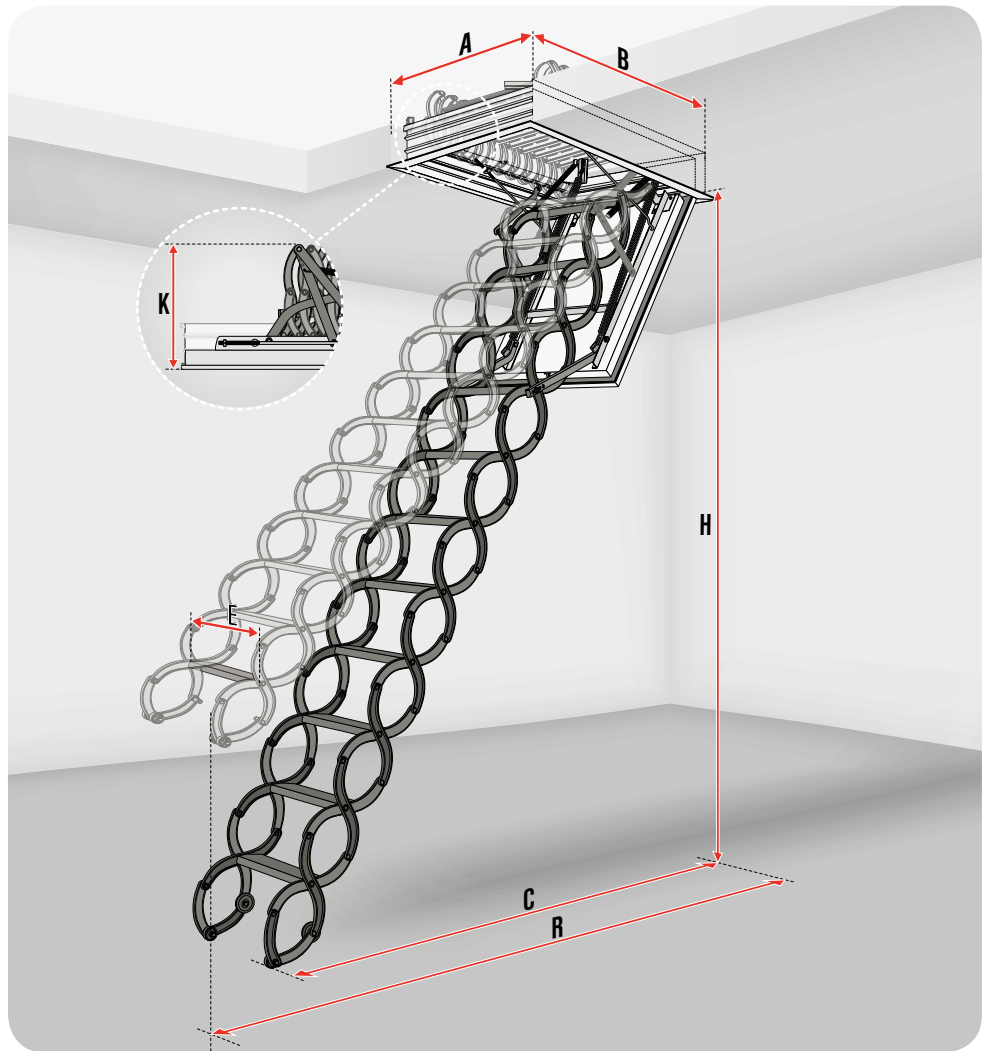
Technical specification:  
**permissible loading of 200 kg**  
**fire-resistance EI<sub>1</sub>=60 minutes**  
**insulation thickness 3 cm**  
**hatch thickness 5.6cm**

fully assembled,  
and ready for quick  
installation in the ceiling



**3 years**  
WARRANTY

# LSF LOFT LADDER DIAGRAM



## LSF LOFT LADDER DIMENSIONS

		Standard ladder length						
Ceiling opening dimensions [cm]	AxB	50x70	60x90	60x120	70x80	70x90	70x110	70x120
Room height [cm]	H	270 – 300						
Box external dimensions [cm]		48x68.5	58x88.5	58x118.5	68x78.5	68x88.5	68x108.5	68x118.5
Box external dimensions with architrave linings		54.8x75	64.8x95	64.8x125	74.8x85	74.8x95	74.8x115	74.8x125
Internal box dimensions [cm]		44.8x64.8	54.8x84.8	54.8x114.8	64.8x74.8	64.8x84.8	64.8x104.8	64.8x114.8
Folded ladder height [cm]	K	46						
Swing space [cm]	R	170 – 180						
Distance after ladder unfolding [cm]	C	165 – 130						
Box height [cm]		14						

## LADDER PARAMETERS

Tread length [cm]	E	30	32	40			
Tread width [cm]		8					
Distance between treads [cm]		25 – 30					
Standard number of treads [units]		10					
Compatible tread LSS		LSS-30	LSS-32	LSS-40			

## LOFT LADDER

Commercial sizes [cm]	50x70	60x90	60x120	70x80	70x90	70x110	70x120
Room height [cm]	270 – 300						
<b>Code</b>	<b>860101</b>	<b>860123</b>	<b>860126</b>	<b>860132</b>	<b>860133</b>	<b>860135</b>	<b>860136</b>

Ladders are available only in sizes shown above.

Ladder shorter by 1 tread (9-tread ladder)		Standard ladder (10-tread ladder)		Ladder longer by 1 tread (11-tread ladder)	
240	270	270	300	300	320
Sizes and dimensions of loft ladder not included into the table are identical with those for heights 250-280cm					
165	165	170	180	185	210
100	140	165	130	120	140

Code	860201	860202	860203
tread*	LSS-30	LSS-32	LSS-40
ladder width[cm]	50	60	70

\* when ordering LSS tread- the ladder commercial size and type has to be provided





**0800 723 426 E. [info@frameprotection.co.nz](mailto:info@frameprotection.co.nz)  
[www.frameprotection.co.nz](http://www.frameprotection.co.nz)**