



# NOVA 2000 & 2800

## LED BULKHEAD


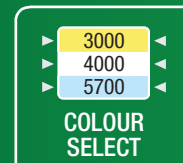
- *Provides 24 solutions in a single fitting*
- *Adjust lumen output across 4 different light levels*
- *Suitable for Coastal conditions*  
All polycarbonate construction with 4 side mount conduit locations
- *Microwave sensor models are also available*

2000 lm  
3000K 4000K 5700K

20W INPUT

2800 lm  
3000K 4000K 5700K

28W INPUT





# NOVA 2000 & 2800

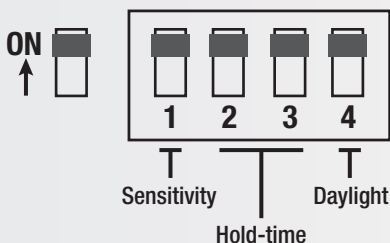
## LED BULKHEAD

### Technical Data

Wattage (4 settings)	Adjustable Luminous Flux	LED Colour Select	SDCM	CRI	Trim Colour	Integral Microwave Sensor	Product Code
12-20W	1200 - 2000 lm	3000K 4000K 5700K	<3	≥80	Black	No	LHT1188
						Yes	LHT1193
					White	No	LHT1189
						Yes	LHT1194
18-28W	1800 - 2800 lm				Black	No	LHT1190
						Yes	LHT1195
					White	No	LHT1191
						Yes	LHT1196

Models	Dimensions H x W x D (mm)	Housing	Mounting	Safety	IP Rating	Impact Protection	Warranty
20W	308 x 308 x 70	UV-stabilised Polycarbonate	Ceiling / Wall	Class II	IP66	IK10	5 years
28W	338 x 338 x 72						

### Microwave Sensor Settings



1	Sensitivity
■	8 mtrs
□	4 mtrs

2	3	Hold-time
■	■	5 sec
■	□	1 min
□	■	3 min
□	□	10 min

4	Daylight / Dusk
■	Daylight
□	<30 Lux