

## Dulux Professional Enviro2 Interior Acrylic Low Sheen

NZDD1338

<b>Part A</b>	560 LINE
<b>Approvals</b>	Environmental Choice Certified.

### Description

Dulux Professional Enviro2 Low Sheen is a premium low VOC, low odour acrylic paint that produces a subtle low sheen finish. It provides a hard wearing surface suited to all interior general living areas. This product contains mould inhibitors to help prevent the growth of mould. Dulux Professional products are designed to meet the application needs of painters.

### Features

- Low VOC
- Low odour
- Helps protect against mould

### Benefits






- Almost no paint smells; meets Green Building Council guidelines
- Inhibits mould growth on the painted surface

### Uses

Dulux Professional Enviro2 Low Sheen Interior Acrylic provides a hard wearing surface for use on all interior walls.

### Performance Guide

<b>Weather</b>	Designed for interior use only. Not recommended for exterior use.	<b>Heat Resistance</b>	Softens and sticks to other painted surfaces over 70°C
<b>Water</b>	Suitable for use in wet areas	<b>Solvent</b>	Sensitive to aromatic hydrocarbons and alcohols

Typical Properties																											
<b>Gloss Level</b>	5-10 at 60 degrees, 5-15 at 85 degrees	<b>Thinner</b>	Water																								
<b>Colour</b>	White, Deep and Ultra Deep	<b>Components</b>	1																								
<b>Number Of Coats</b>	2	<b>Toxicity</b>	Dry film is non-toxic and conforms to AS1647, Part 3.																								
<b>V.O.C. Level</b>	<1 g/L	<b>Meets GBCA VOC Requirement?</b>	Yes. Total Volatile Organic Content (TVOC) values are calculated in accordance to the stated methodology within Green Star Technical Manuals. The TVOC content is theoretically calculated as the sum total of the known VOC values of the product's raw material components. These materials include the base paint plus additional low VOC tinter required for non-factory packaged colours.																								
<b>Touch Dry</b>	30 Minutes																										
<b>Clean Up</b>	 Water																										
<b>Clean Up Description</b>	Clean all equipment with water																										
<b>Application Method</b>	 Air Spray  Airless Spray  Brush  Roller																										
<b>Application Conditions</b>	<table border="0" style="width: 100%;"> <tr> <td style="text-align: right;"><b>Solids By Volume</b></td> <td style="text-align: center;">37</td> <td></td> <td></td> </tr> <tr> <td></td> <td style="text-align: center;"><b>Min</b></td> <td style="text-align: center;"><b>Max</b></td> <td style="text-align: center;"><b>Recommended</b></td> </tr> <tr> <td style="text-align: right;">Wet Film Per Coat (microns)</td> <td style="text-align: center;">63</td> <td style="text-align: center;">63</td> <td style="text-align: center;">63</td> </tr> <tr> <td style="text-align: right;">Dry Film Per Coat (microns)</td> <td style="text-align: center;">23</td> <td style="text-align: center;">23</td> <td style="text-align: center;">23</td> </tr> <tr> <td style="text-align: right;">Recoat Time (min)</td> <td style="text-align: center;">2 Hours</td> <td style="text-align: center;">Indefinite</td> <td></td> </tr> <tr> <td style="text-align: right;">Theoretical Spread Rate (m<sup>2</sup>/L)</td> <td style="text-align: center;">16</td> <td style="text-align: center;">16</td> <td style="text-align: center;">16</td> </tr> </table>			<b>Solids By Volume</b>	37				<b>Min</b>	<b>Max</b>	<b>Recommended</b>	Wet Film Per Coat (microns)	63	63	63	Dry Film Per Coat (microns)	23	23	23	Recoat Time (min)	2 Hours	Indefinite		Theoretical Spread Rate (m <sup>2</sup> /L)	16	16	16
<b>Solids By Volume</b>	37																										
	<b>Min</b>	<b>Max</b>	<b>Recommended</b>																								
Wet Film Per Coat (microns)	63	63	63																								
Dry Film Per Coat (microns)	23	23	23																								
Recoat Time (min)	2 Hours	Indefinite																									
Theoretical Spread Rate (m <sup>2</sup> /L)	16	16	16																								

Application Guide	
<b>Surface Preparation</b>	<ul style="list-style-type: none"> <li>Ensure all surfaces are clean and dry prior to application. Brush down to remove dust. Thoroughly stir all products with a broad flat stirrer prior to application. Previously painted surfaces, except cement sheet, must be sanded to remove loose, peeling, flaking or chalky paint. Sand all gloss and semi gloss surfaces to a dull finish and wipe down with a damp cloth to remove surface dust. Spot prime bare areas. Note: To avoid dust from asbestos cement sheeting do not sand or scrub.</li> </ul>
<b>Application Procedure And Equipment</b>	<ul style="list-style-type: none"> <li>Brush, roller, spray</li> <li>Stir well before use with a broad, flat paddle using an up and down scooping action. Apply 2 coats of Dulux Professional Enviro2 Interior Low Sheen. Thin with up to 100ml of water per litre if necessary.</li> </ul>

Health And Safety			
<b>MSDS Number</b>	20968	<b>Using Safety Precautions</b>	For detailed information refer to the product label and the current Material Safety Data Sheet available by calling Dulux Customer Service on 0800 800 424.
<b>MSDS Link</b>	<a href="http://msds.duluxgroup.com/pdf/shess-en-cds-020-000000020968.pdf">http://msds.duluxgroup.com/pdf/shess-en-cds-020-000000020968.pdf</a>		
<b>Health Effects</b>	Splashes to the eye may cause eye irritation	<b>Protective Equipment</b>	Wear eye protection.
<b>Disposal</b>	Do not contaminate stormwater with product or product washings. Do not pour product down the drain. Unwanted product should be brushed out on newspaper, allowed to dry and then disposed of via domestic waste collection. Empty containers should be left open in a well ventilated area to dry out. When dry, recycle the container via recycling programmes. Disposal of empty paint containers via recycling programmes may differ between local authorities. Check with your local council first.		
<b>In the case of emergency, please call 0800 734 607</b>			

**Precautions And Limitations**

All preparation and painting must conform to AS2311: The Painting of Buildings.  
Do not use at temperatures below 10°C, or when the temperature of surface may fall below 10°C during the drying period. Not recommended for application at temperatures higher than 28°C. Avoid exposure to steam and condensation for 48 hours after application. Although the film is touch dry in 30 minutes allow 7 days for film to fully cure before washing.

**Transport And Storage**

<b>Pack A</b>	560 LINE	<b>Shipment Name</b>	Not classified as a Dangerous Good under NZS 5433:2012 Transport of Dangerous Goods on Land. No special transport requirements.
<b>Size</b>	4 Litre 10 Litre	<b>Weight</b>	5.6 Kg 13.9 Kg
<b>Flash Point</b>	NA	<b>UN Number</b>	NA
<b>Dangerous Goods Class</b>	NA	<b>Package Group</b>	NA

**Disclaimer**

Dulux, Selleys and Other marks followed by ® are registered trademarks. Marks followed by the symbol of ™ are trademarks.

The data provided within the Duspec system is correct at the time of publication, however it is the responsibility of those using this information to check that it is current prior to specifying or using any of these coating/product systems.  
DISCLAIMER: Any advice, recommendation, information, assistance or service provided by any of the divisions of DuluxGroup (New Zealand) Pty Ltd or its related entities (collectively, DuluxGroup) in relation to goods manufactured by it or their use and application is given in good faith and is believed by DuluxGroup to be appropriate and reliable. However, any advice, recommendation, information, assistance or service provided by DuluxGroup is provided without liability or responsibility PROVIDED THAT the foregoing shall not exclude, limit, restrict or modify the right entitlements and remedies conferred upon any person or the liabilities imposed upon DuluxGroup by any condition or warranty implied by Commonwealth, State or Territory Act or ordinance void or prohibiting such exclusion limitation or modification. Coating/product systems can be expected to perform as indicated on the Duspec Spec Sheet so long as applications and application procedures of the individual products are followed as recommended on the appropriate Product data Sheet. "DuluxGroup" "Dulux" "Selleys" "Berger" "Berger Gold Label" "Hadrian" "Walpamur" "Levene" "Acratex" and Other marks followed by ® are registered trademarks. Marks followed by the symbol ™ are trademarks.

Please note that this document is only valid for 60 days from the date of issue.

DuluxGroup (New Zealand) Pty Ltd 150 Hutt Park Road NZ ACN 133 404 118