

# DRAWING LIST

## KS1000 AWP WALL HORIZONTAL\_STD Q3 2015.DWG

DATE	DETAIL NAME	DRG_REF	REVISION
22.12.15	DRAWING LIST	AWP_HS_00	-
22.12.15	AWP WALL PROFILE: MICRO-RIB & MINI-MICRO	AWP_HS_01	-
22.12.15	AWP WALL PROFILE: EUROBOX & WAVE	AWP_HS_02	-
22.12.15	AWP WALL PROFILE: PLANK	AWP_HS_03	-
22.12.15	AWP WALL HORIZONTAL FIXING	AWP_HS_04	-
22.12.15	AWP WALL HORIZONTAL SHEETING SUPPORTS	AWP_HS_05	-
22.12.15	AWP WALL BASE (PANEL BEARER)	AWP_HS_06	-
22.12.15	AWP WALL BASE CHANNEL DETAIL	AWP_HS_06a	-
22.12.15	AWP BASE SUPPORT 3	AWP_HS_07	-
26.08.16	AWP WALL - EXTERNAL CORNER	AWP_HS_08	1
22.12.15	EXTERNAL PRE-FORMED CORNER	AWP_HS_08a	-
22.12.15	AWP WALL PREFORMED CORNER DETAIL (ISOMETRIC)	AWP_HS_08b	-
26.08.16	AWP WALL - INTERNAL CORNER	AWP_HS_09	1
26.08.16	AWP WALL TOP HAT JOIN DOUBLE FIXING (PLAN)	AWP_HS_10	1
26.08.16	AWP WALL TOP HAT JOIN SEAL DETAIL	AWP_HS_11	1
22.12.15	AWP LONGSPAN TOPHAT DETAIL TO UC COLUMN	AWP_HS_11a	-
26.08.16	AWP WALL FACE ALIGNED WITH CONCRETE	AWP_HS_12	1
22.12.15	AWP WALL FACE FIXED OVER CONCRETE	AWP_HS_13	-
22.12.15	AWP WALL EAVES GUTTER	AWP_HS_14	-
22.12.15	OVERHANGING EAVES GUTTER	AWP_HS_15	-
22.12.15	AWP WALL PARAPET GUTTER	AWP_HS_16	-
22.12.15	AWP WALL PARAPET VERGE	AWP_HS_17	-
22.12.15	PARAPET VERGE WITH PANEL BEARER	AWP_HS_18	-
22.12.15	AWP WALL VERGE DETAIL (RW MALE EDGE)	AWP_HS_19	-
22.12.15	AWP WALL VERGE DETAIL (RW FEMALE EDGE)	AWP_HS_20	-
22.12.15	AWP WALL SKILLION DETAIL (PANEL BEARER)	AWP_HS_21	-
22.12.15	KS1000 AWP WALL HORIZONTAL TO VERTICAL STACK JOINT DETAIL (PANEL BEARER)	AWP_HS_22	-
26.08.16	KS1000 AWP WALL SEISMIC JOINT DETAIL	AWP_HS_22 a	1
22.12.15	AWP WALL: INTEGRATED HORIZONTAL WINDOW DETAIL - 50mm ONLY (VERTICAL SECTION)	AWP_HS_23	-
22.12.15	AWP WALL PANEL: INTEGRATED HORIZONTAL WINDOW SECTION DETAIL - 50mm ONLY	AWP_HS_23a	-
22.12.15	SITE CUT PANEL DETAIL	AWP_HS_24	-
22.12.15	AWP WALL WINDOW DETAIL (Base Channel)	AWP_HS_25	-
26.08.16	AWP WALL WINDOW DETAIL (horizontal section)	AWP_HS_25a	1
22.12.15	AWP WALL PERSONNEL DOOR DETAIL (PANEL BEARER)	AWP_HS_26	-
22.12.15	AWP WALL OVER HEAD DOOR DETAIL (Panel Bearer)	AWP_HS_27	-
22.12.15	AWP WALL INTEGRATED LOUVRE DETAIL	AWP_HS_28	-
22.12.15	AWP WALL PENETRATION DETAIL	AWP_HS_29	-
22.12.15	AWP WALL BASE CHANNEL SUPPORT DETAIL	AWP_HS_30	-
22.12.15	AWP WALL PANEL BEARER DETAIL	AWP_HS_30a	-
22.12.15	AWP WALL RECESSED WASHER DETAIL (RECW09G)	AWP_HS_31	-

SYSTEM KS1000 AWP WALL HORIZONTAL_STD Q3 2015			
DESCRIPTION DRAWING LIST			
APPROVED BY -	DATE 26.08.16	REVISION 1	
DRG REF: AWP_HS_00	SCALE 1	SHEET 1 of 1	PAPER SIZE A4

This document remains the property of Kingspan Ltd under copyright laws. Licence is granted to use this document and its contents in connection with Kingspan Ltd products only.  
©Kingspan Ltd

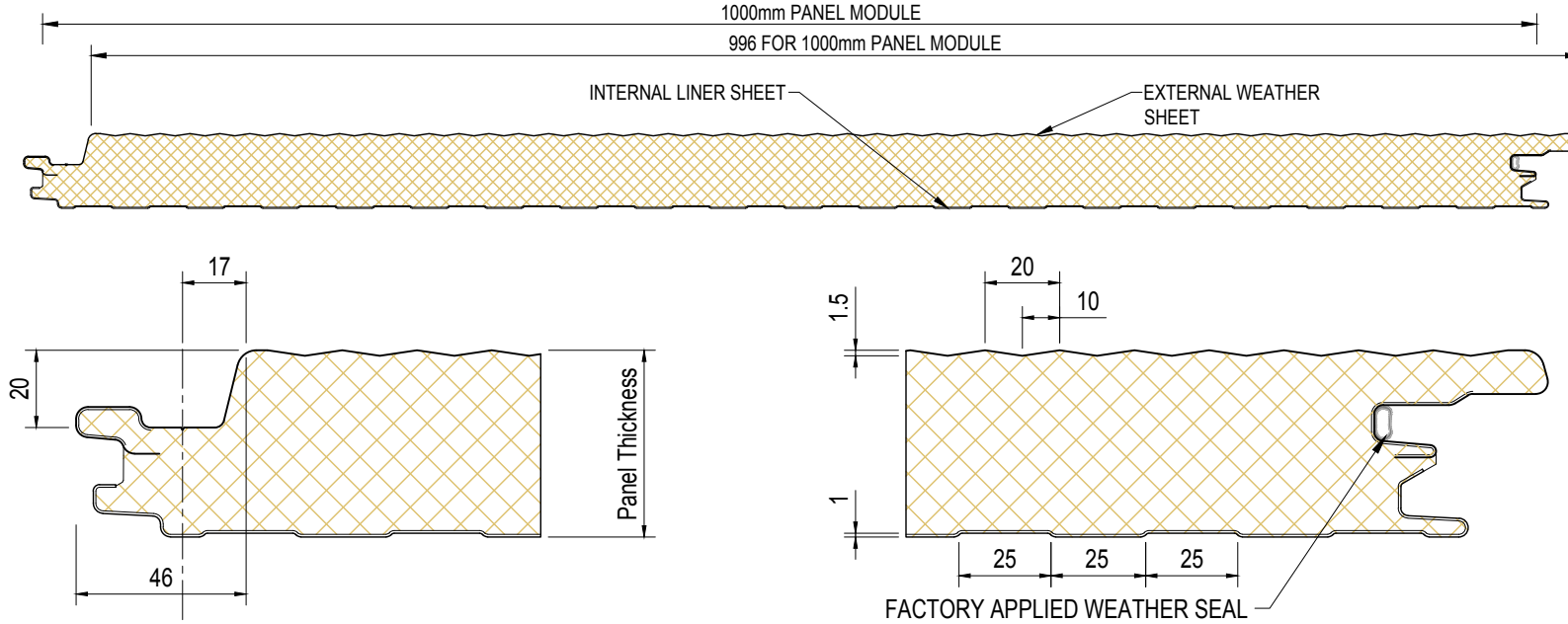
DO NOT SCALE. IF IN DOUBT ASK

New Zealand: Kingspan Ltd  
97 Montreal St  
Christchurch  
Tel: +64 (3) 260 5530  
Fax: +64 (3) 260 5539  
Freephone: 0800 121280  
email: info@kingspanpanels.co.nz  
www.kingspanpanels.co.nz



# AWP WALL PROFILE: MICRO-RIB & MINI-MICRO

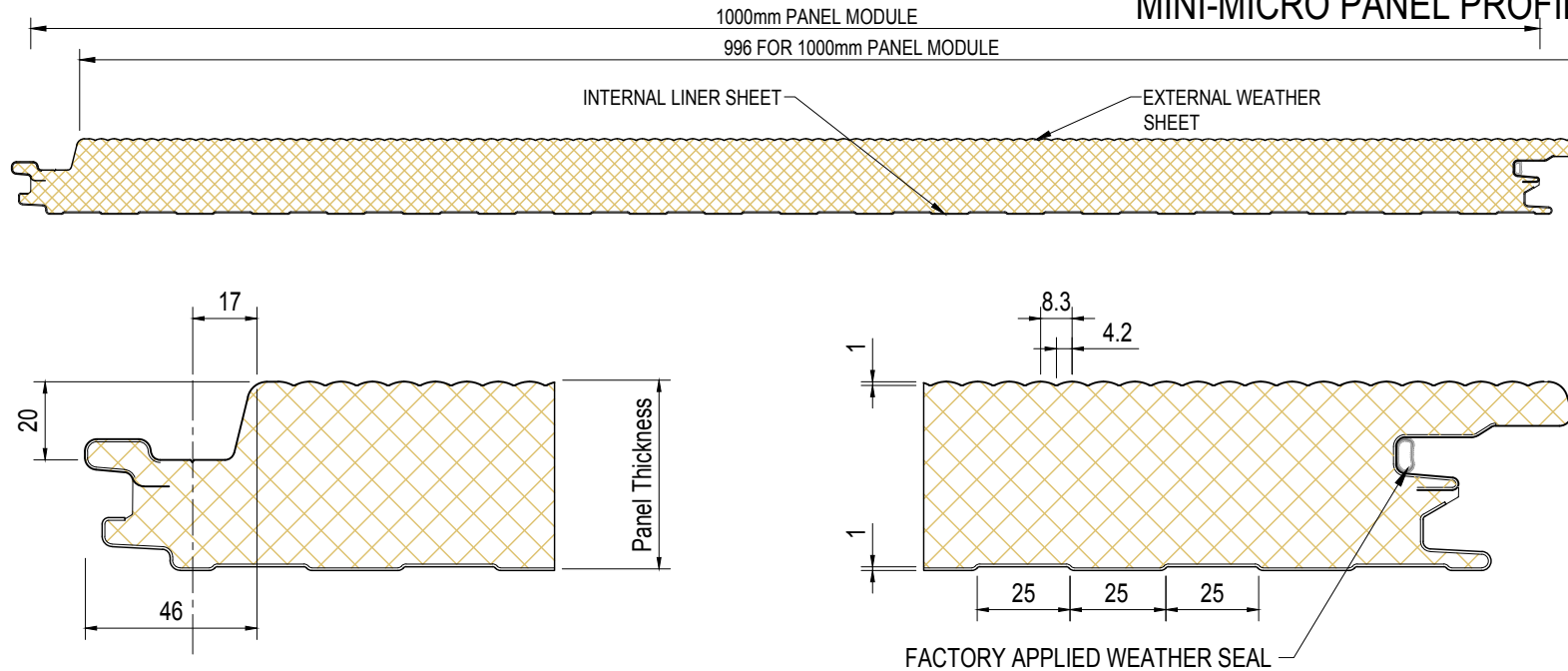
## MICRO-RIB PANEL PROFILE



AVAILABLE PANEL THICKNESSES
50
80
100
140

NOTE: DIMENSIONS ARE NOMINAL, ACTUAL DIMENSIONS WILL VARY DUE TO MANUFACTURING TOLERANCES. PRECISE DIMENSIONS MUST ALWAYS BE MEASURED FROM ACTUAL SAMPLES ALL DIMENSIONS IN MILLIMETRES.

## MINI-MICRO PANEL PROFILE



SYSTEM KS1000 AWP WALL HORIZONTAL_STD Q3 2015			
DESCRIPTION AWP WALL PROFILE: MICRO-RIB & MINI-MICRO			
APPROVED BY -	DATE 22.12.15	REVISION -	
DRG REF: AWP_HS_01	SCALE 1:5	SHEET 1 of 1	PAPER SIZE A4

This document remains the property of Kingspan Ltd under copyright laws. Licence is granted to use this document and its contents in connection with Kingspan Ltd products only.  
©Kingspan Ltd

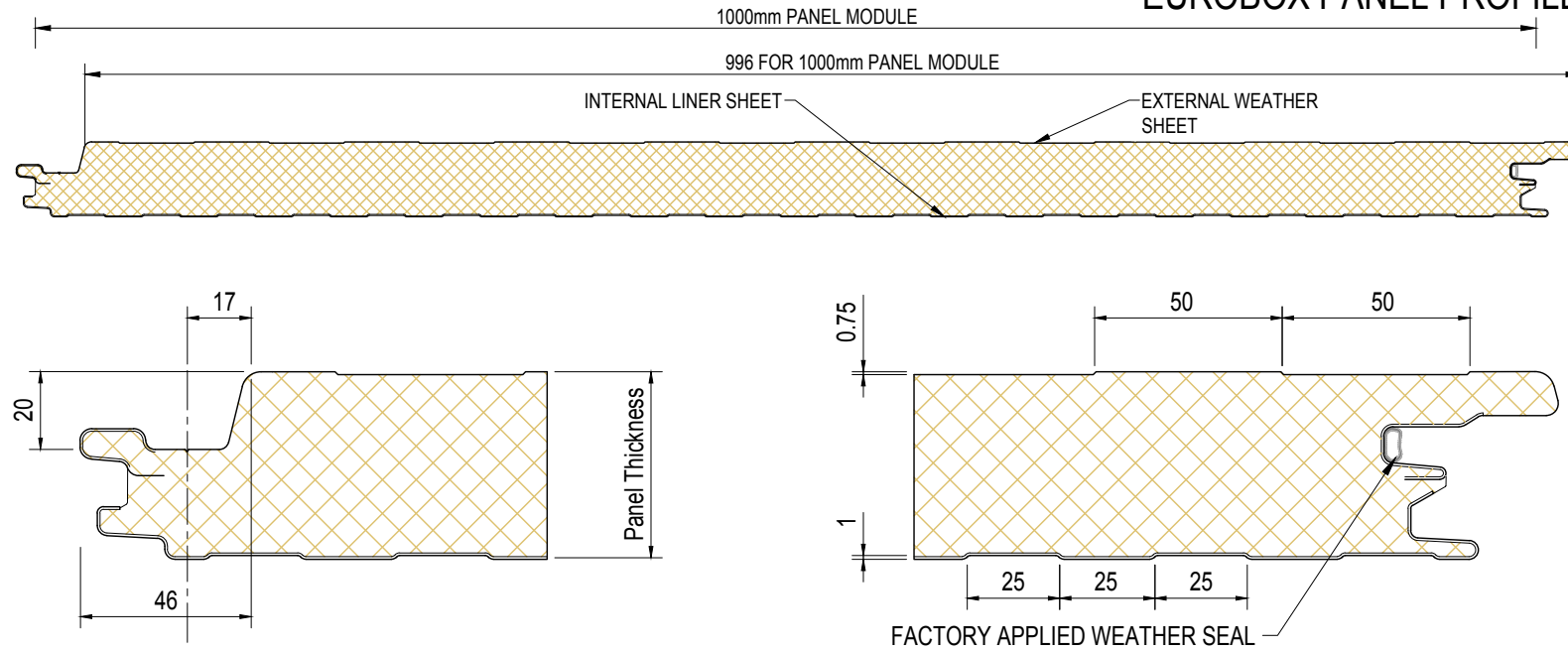
DO NOT SCALE. IF IN DOUBT ASK

New Zealand: Kingspan Ltd  
97 Montreal St  
Christchurch  
Tel: +64 (3) 260 5530  
Fax: +64 (3) 260 5539  
Freephone: 0800 121280  
email: info@kingspanpanels.co.nz  
www.kingspanpanels.co.nz



# AWP WALL PROFILE: EUROBOX & WAVE

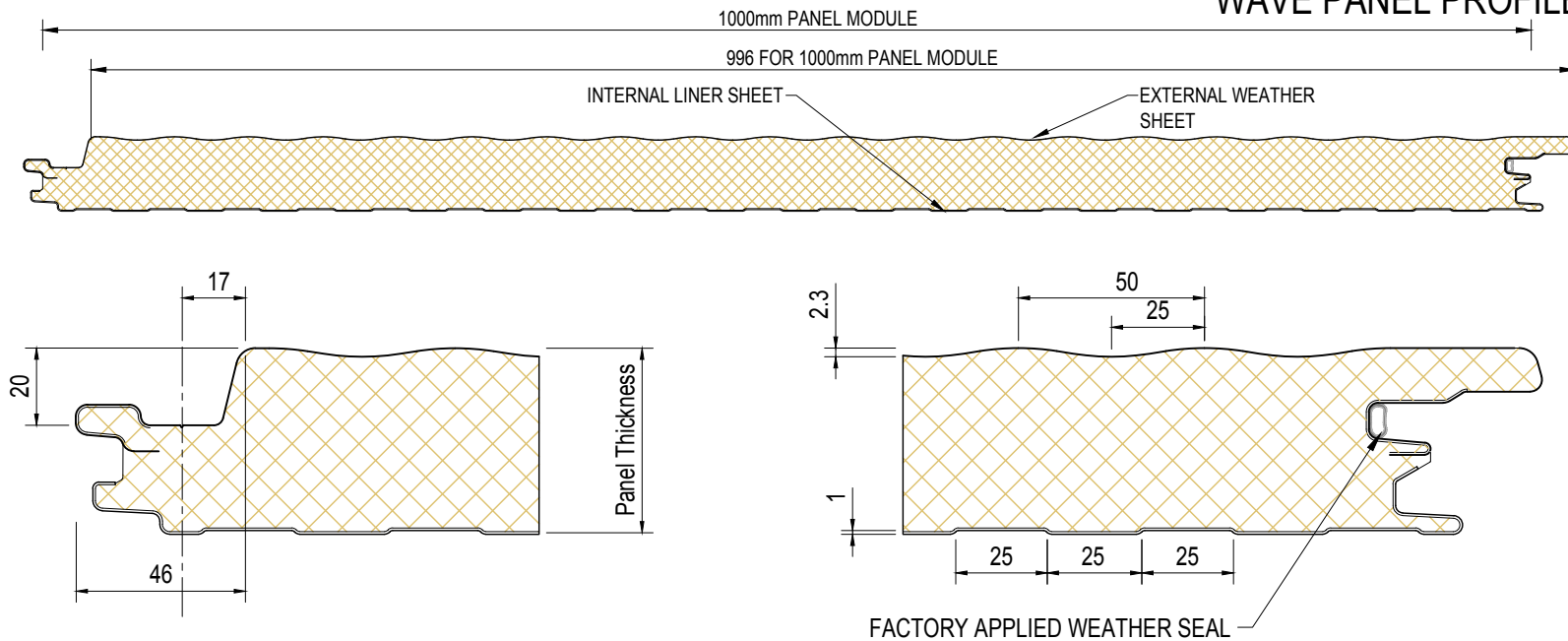
## EUROBOX PANEL PROFILE



AVAILABLE PANEL THICKNESSES	50
	80
	100
	140
INSULATION CORE	

NOTE: DIMENSIONS ARE NOMINAL. ACTUAL DIMENSIONS WILL VARY DUE TO MANUFACTURING TOLERANCES. PRECISE DIMENSIONS MUST ALWAYS BE MEASURED FROM ACTUAL SAMPLES. ALL DIMENSIONS IN MILLIMETRES.

## WAVE PANEL PROFILE



SYSTEM KS1000 AWP WALL HORIZONTAL_STD Q3 2015			
DESCRIPTION AWP WALL PROFILE: EUROBOX & WAVE			
APPROVED BY -	DATE 22.12.15	REVISION -	
DRG REF: AWP_HS_02	SCALE 1:5	SHEET 1 of 1	PAPER SIZE A4

This document remains the property of Kingspan Ltd under copyright laws. Licence is granted to use this document and its contents in connection with Kingspan Ltd products only.  
©Kingspan Ltd

DO NOT SCALE. IF IN DOUBT ASK

New Zealand: Kingspan Ltd  
97 Montreal St  
Christchurch  
Tel: +64 (3) 260 5530  
Fax: +64 (3) 260 5539  
Freephone: 0800 121280  
email: info@kingspanpanels.co.nz  
www.kingspanpanels.co.nz

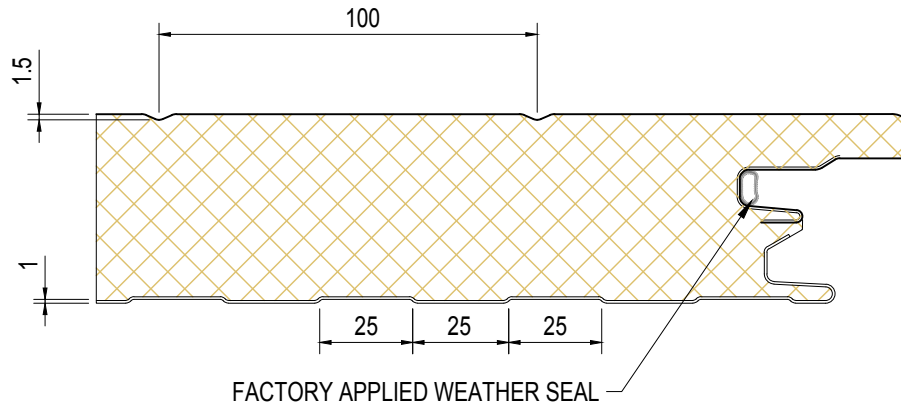
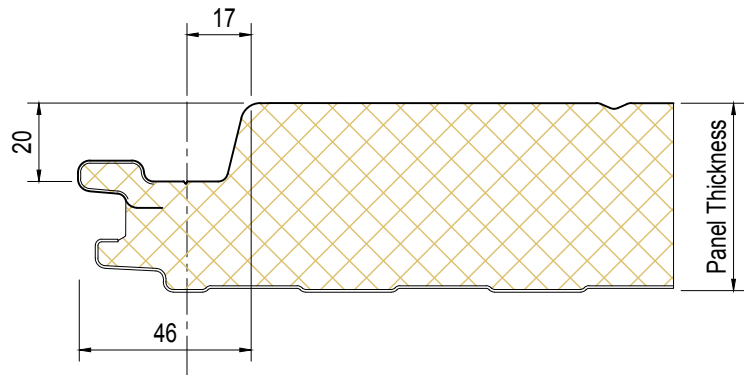
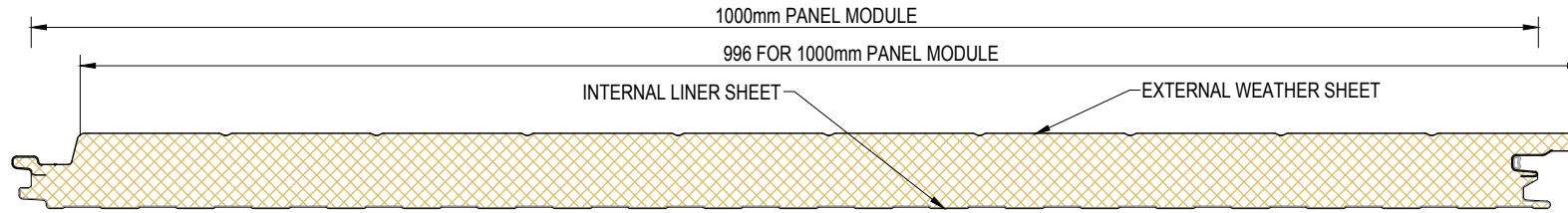


# AWP WALL PROFILE: PLANK

AVAILABLE PANEL THICKNESSES	
INSULATION CORE	
	50
	80
	100
	140

NOTE: DIMENSIONS ARE NOMINAL. ACTUAL DIMENSIONS WILL VARY DUE TO MANUFACTURING TOLERANCES. PRECISE DIMENSIONS MUST ALWAYS BE MEASURED FROM ACTUAL SAMPLES ALL DIMENSIONS IN MILLIMETRES.

## PLANK PANEL PROFILES



SYSTEM KS1000 AWP WALL HORIZONTAL_STD Q3 2015			
DESCRIPTION AWP WALL PROFILE: PLANK			
APPROVED BY -	DATE 22.12.15	REVISION -	
DRG REF: AWP_HS_03	SCALE 1:5	SHEET 1 of 1	PAPER SIZE A4

This document remains the property of Kingspan Ltd under copyright laws. Licence is granted to use this document and its contents in connection with Kingspan Ltd products only.  
©Kingspan Ltd

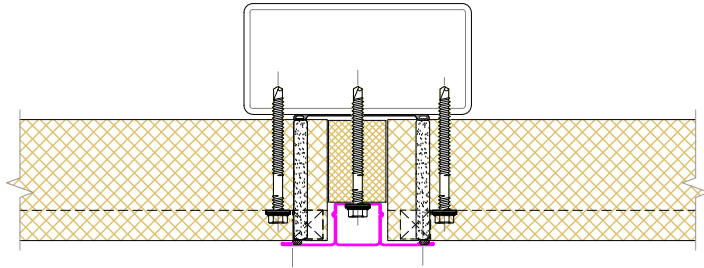
DO NOT SCALE. IF IN DOUBT ASK

New Zealand: Kingspan Ltd  
97 Montreal St  
Christchurch  
Tel: +64 (3) 260 5530  
Fax: +64 (3) 260 5539  
Freephone: 0800 121280  
email: info@kingspanpanels.co.nz  
www.kingspanpanels.co.nz

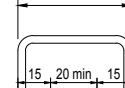


# AWP WALL HORIZONTAL FIXING

RECOMMENDED FASTENER LOCATIONS  
PATTERN A (SINGLE FASTENERS)

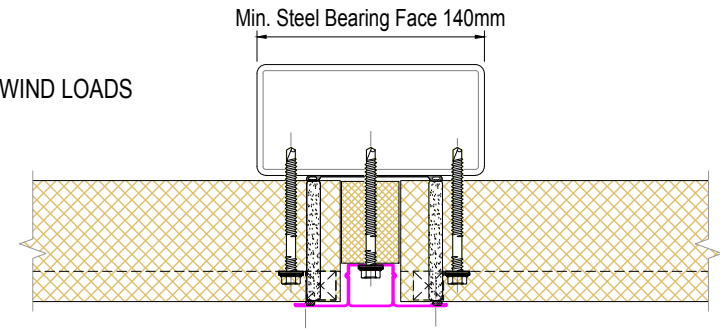
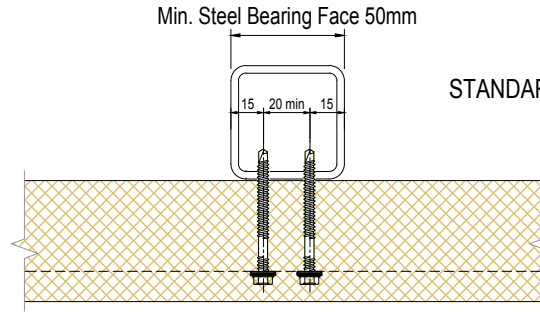



Min. Steel Bearing Face 50mm

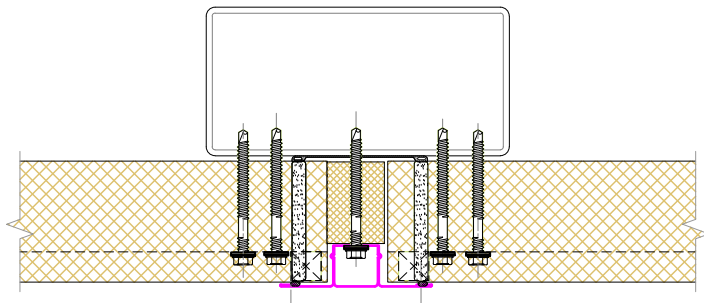


STANDARD WIND LOADS

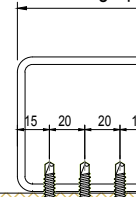
Min. Steel Bearing Face 140mm



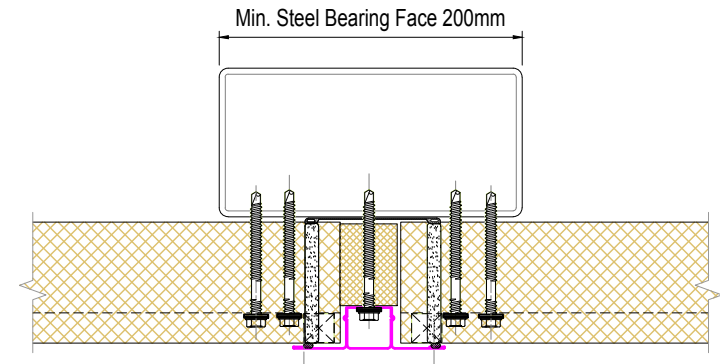
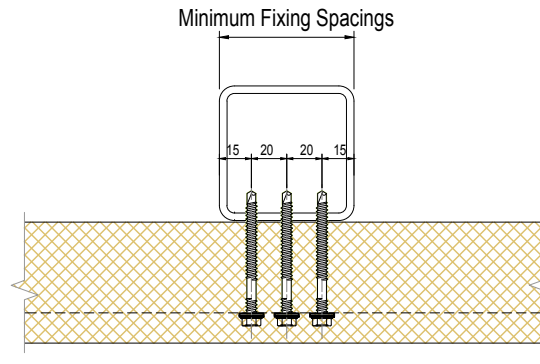
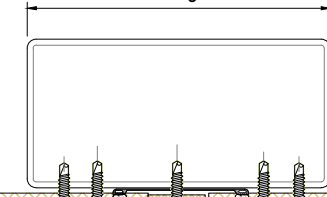
PATTERN B (SINGLE / DOUBLE FASTENERS)



Minimum Fixing Spacings



Min. Steel Bearing Face 200mm



HIGH WIND LOADS

NOTE: FASTENER LOCATIONS DEPEND  
ON THE ACTUAL DESIGN SUCTION LOAD

SYSTEM KS1000 AWP WALL HORIZONTAL_STD Q3 2015			
DESCRIPTION AWP WALL HORIZONTAL FIXING			
APPROVED BY -	DATE 22.12.15	REVISION -	
DRG REF: AWP_HS_04	SCALE 1:5	SHEET 1 of 1	PAPER SIZE A4

This document remains the property of Kingspan Ltd under copyright laws. Licence is granted to use this document and its contents in connection with Kingspan Ltd products only.  
©Kingspan Ltd

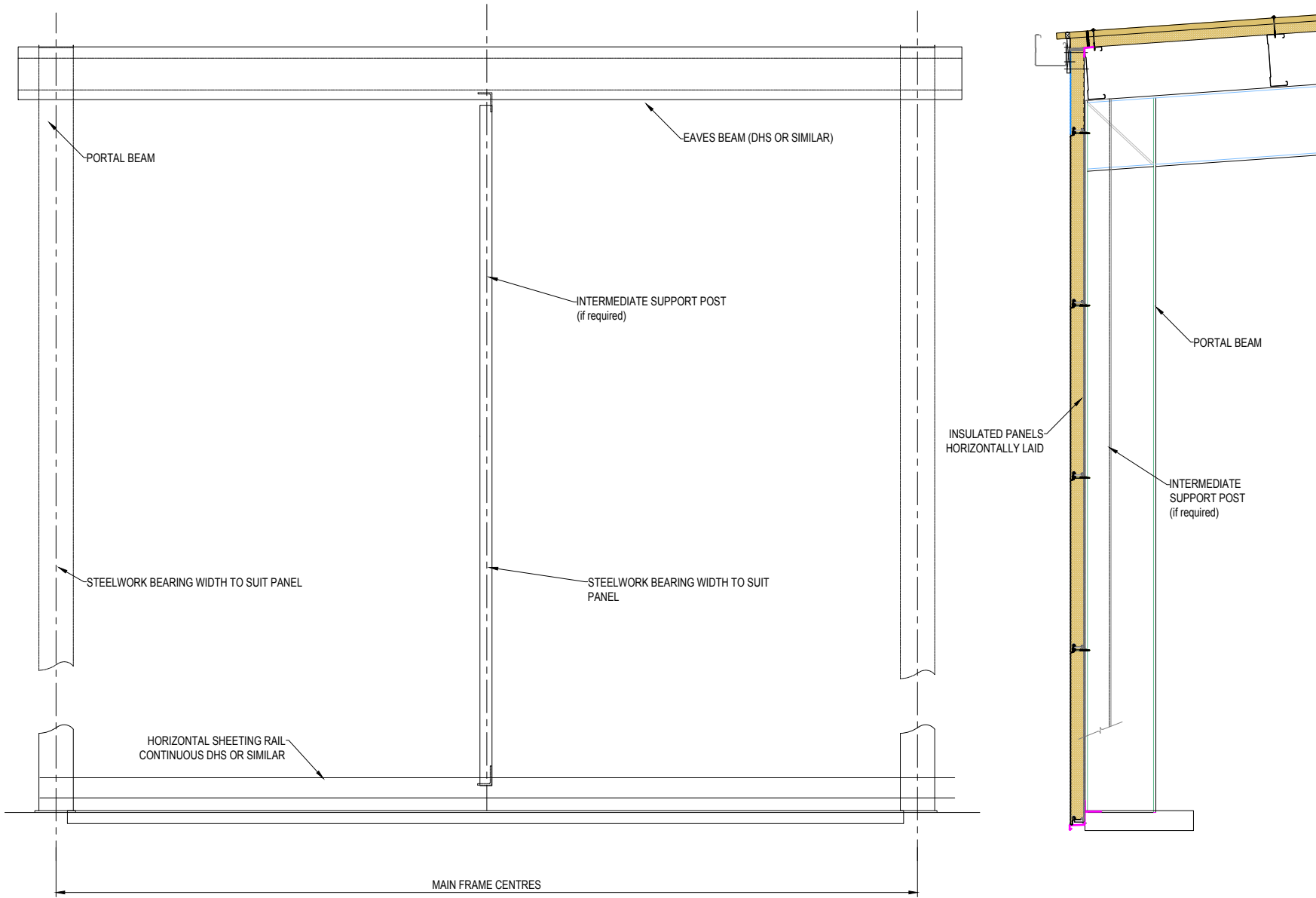
DO NOT SCALE. IF IN DOUBT ASK

New Zealand: Kingspan Ltd  
97 Montreal St  
Christchurch  
Tel: +64 (3) 260 5530  
Fax: +64 (3) 260 5539  
Freephone: 0800 121280  
email: info@kingspanpanels.co.nz  
www.kingspanpanels.co.nz



# AWP WALL HORIZONTAL SHEETING SUPPORTS

G:\Technical\current\Drawings\current\2013 Q1\AWP Wall Horizontal\KS1000 AWP Wall Horizontal\_Std Q3 2015.dwg, AWP\_HS\_05\_8/12/2015 10:37:30 a.m.



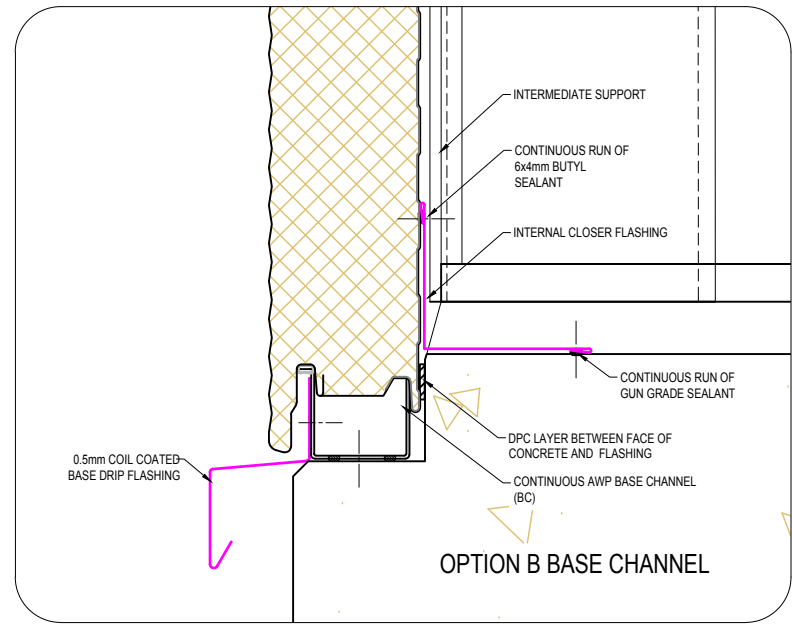
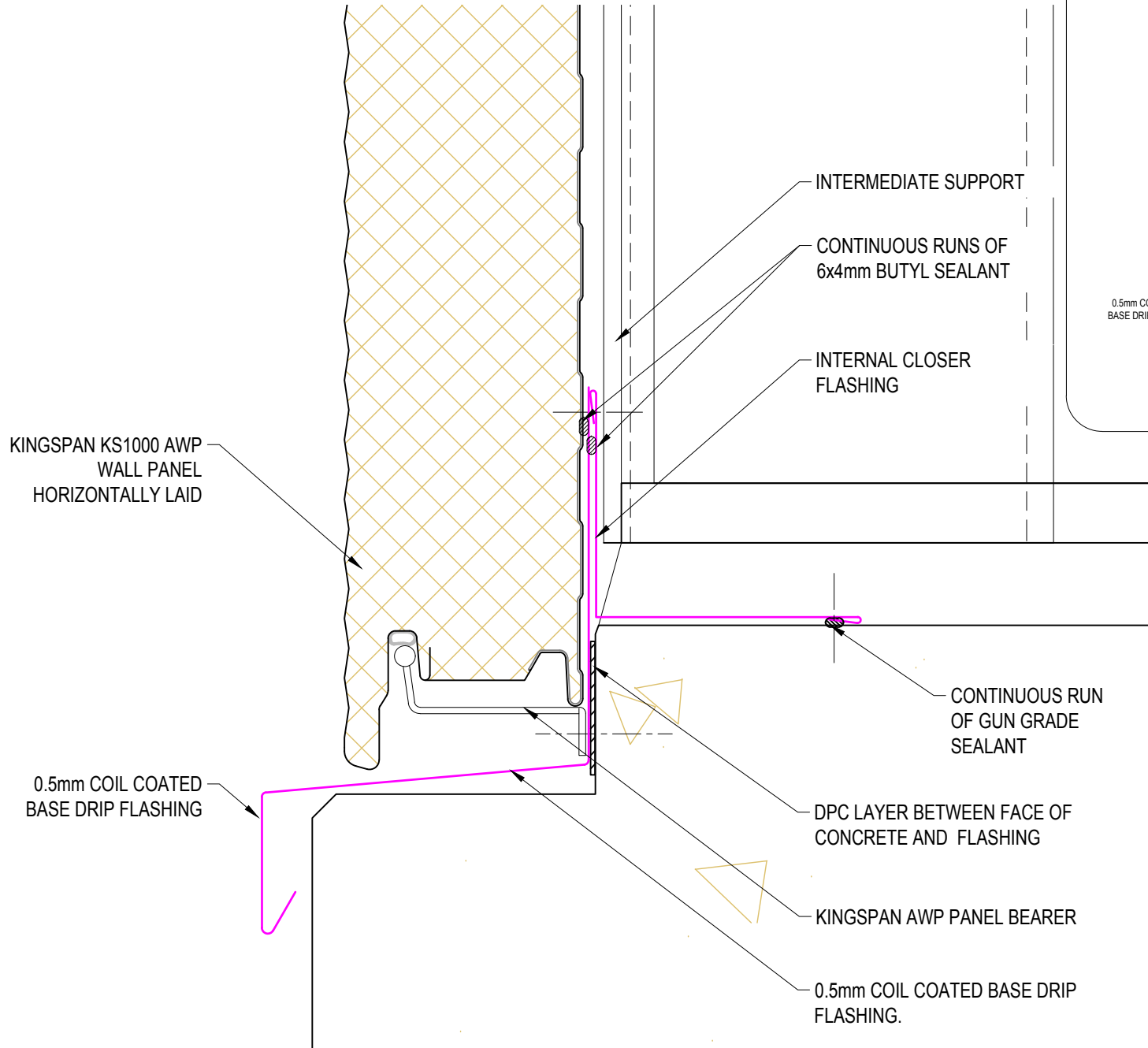
SYSTEM KS1000 AWP WALL HORIZONTAL_STD Q3 2015			
DESCRIPTION AWP WALL HORIZONTAL SHEETING SUPPORTS			
APPROVED BY -	DATE 22.12.15	REVISION -	
DRG REF: AWP_HS_05	SCALE NTS	SHEET 1 of 1	PAPER SIZE A4
This document remains the property of Kingspan Ltd under copyright laws. Licence is granted to use this document and its contents in connection with Kingspan Ltd products only. ©Kingspan Ltd			

DO NOT SCALE. IF IN DOUBT ASK

New Zealand: Kingspan Ltd  
 97 Montreal St  
 Christchurch  
 Tel: +64 (3) 260 5530  
 Fax: +64 (3) 260 5539  
 Freephone: 0800 121280  
 email: info@kingspanpanels.co.nz  
 www.kingspanpanels.co.nz



# AWP WALL BASE (PANEL BEARER)



SYSTEM KS1000 AWP WALL HORIZONTAL_STD Q3 2015			
DESCRIPTION AWP WALL BASE (PANEL BEARER)			
APPROVED BY -	DATE 22.12.15	REVISION -	
DRG REF: AWP_HS_06	SCALE 1:2	SHEET 1 of 1	PAPER SIZE A4

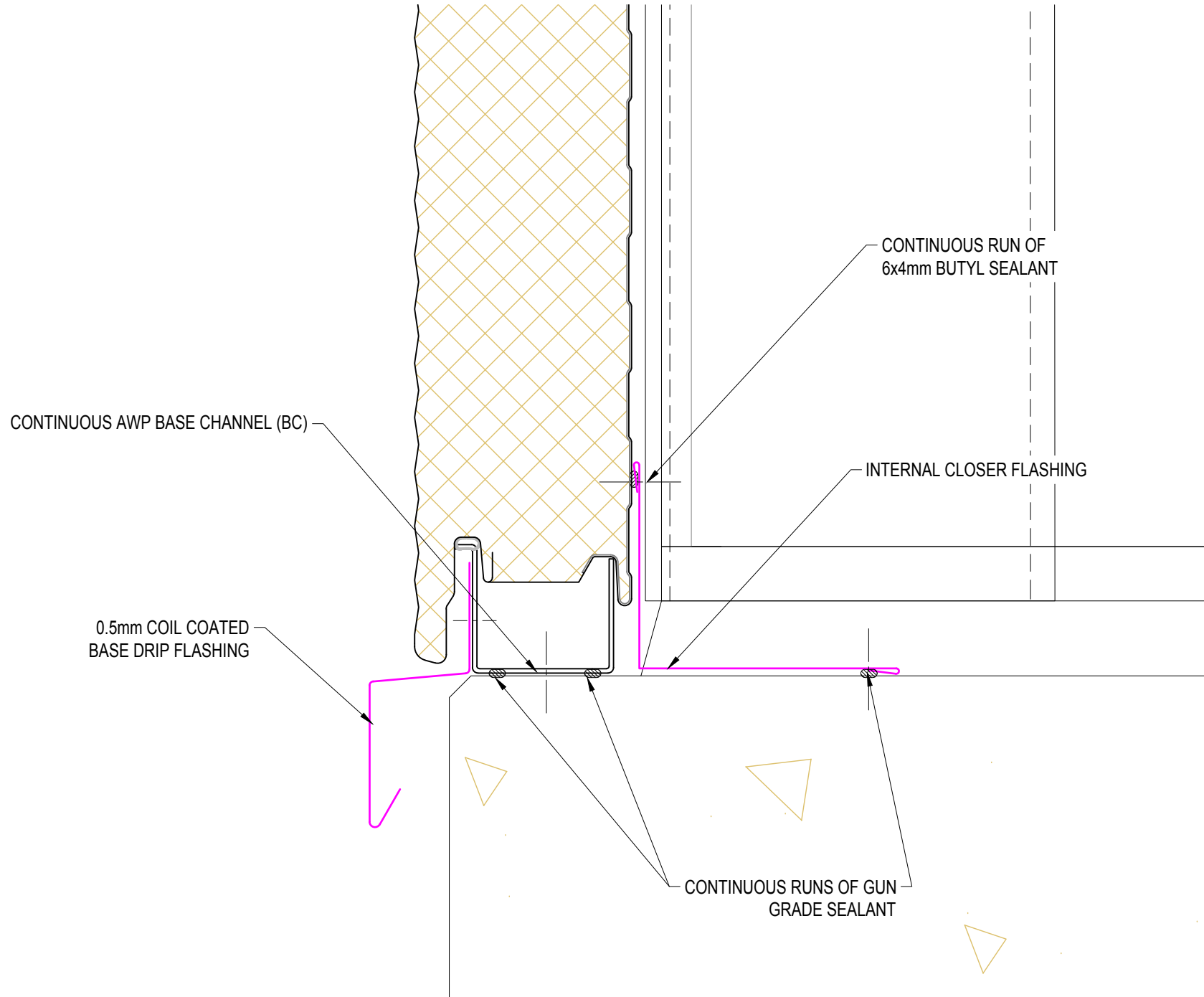
This document remains the property of Kingspan Ltd under copyright laws. Licence is granted to use this document and its contents in connection with Kingspan Ltd products only.  
©Kingspan Ltd

DO NOT SCALE. IF IN DOUBT ASK

New Zealand: Kingspan Ltd  
97 Montreal St  
Christchurch  
Tel: +64 (3) 260 5530  
Fax: +64 (3) 260 5539  
Freephone: 0800 121280  
email: info@kingspanpanels.co.nz  
www.kingspanpanels.co.nz

G:\Technical\1-current\Drawings\current 2013 Q1\AWP Wall Horizontal\KS1000 AWP Wall Horizontal STD Q3 2015.dwg, AWP\_HS\_06a, 8/12/2016 10:37:32 a.m.

# AWP WALL BASE CHANNEL DETAIL



SYSTEM			
KS1000 AWP WALL HORIZONTAL STD Q3 2015			
DESCRIPTION			
AWP WALL BASE CHANNEL DETAIL			
APPROVED BY	DATE	REVISION	
-	22.12.15	-	
DRG REF:	SCALE	SHEET	PAPER SIZE
AWP_HS_06a	1:2	1 of 1	A4
<p>This document remains the property of Kingspan Ltd under copyright laws. Licence is granted to use this document and its contents in connection with Kingspan Ltd products only. ©Kingspan Ltd</p>			

DO NOT SCALE. IF IN DOUBT ASK

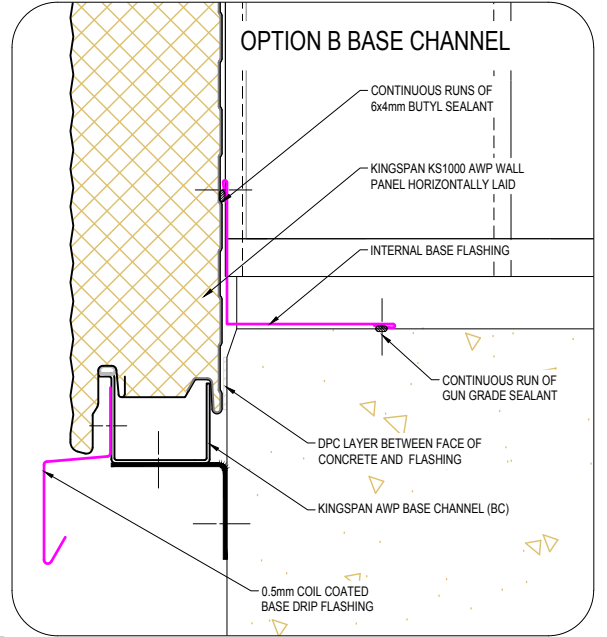
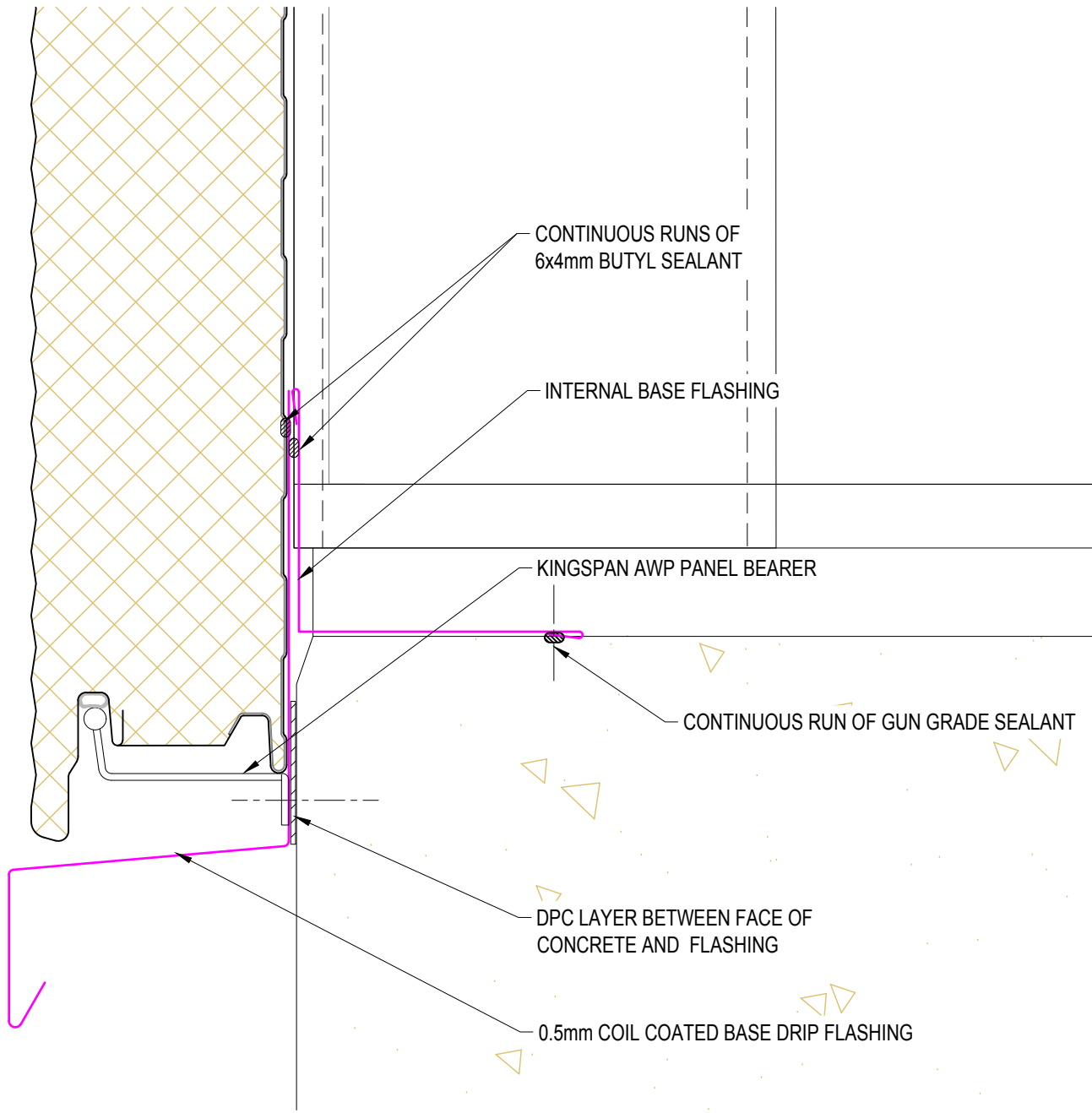
New Zealand: Kingspan Ltd  
 97 Montreal St  
 Christchurch  
 Tel: +64 (3) 260 5530  
 Fax: +64 (3) 260 5539  
 Freephone: 0800 121280  
 email: info@kingspanpanels.co.nz  
 www.kingspanpanels.co.nz





G:\Technical\current\Drawings\current 2013 Q3\AWP Wall Horizontal\KS1000 AWP Wall Horizontal\_Std Q3 2015.dwg, AWP\_HS\_07\_8/12/2016 10:37:32 a.m.

# AWP BASE SUPPORT 3



SYSTEM KS1000 AWP WALL HORIZONTAL_STD Q3 2015			
DESCRIPTION AWP BASE SUPPORT 3			
APPROVED BY -	DATE 22.12.15	REVISION -	
DRG REF: AWP_HS_07	SCALE 1:2	SHEET 1 of 1	PAPER SIZE A4

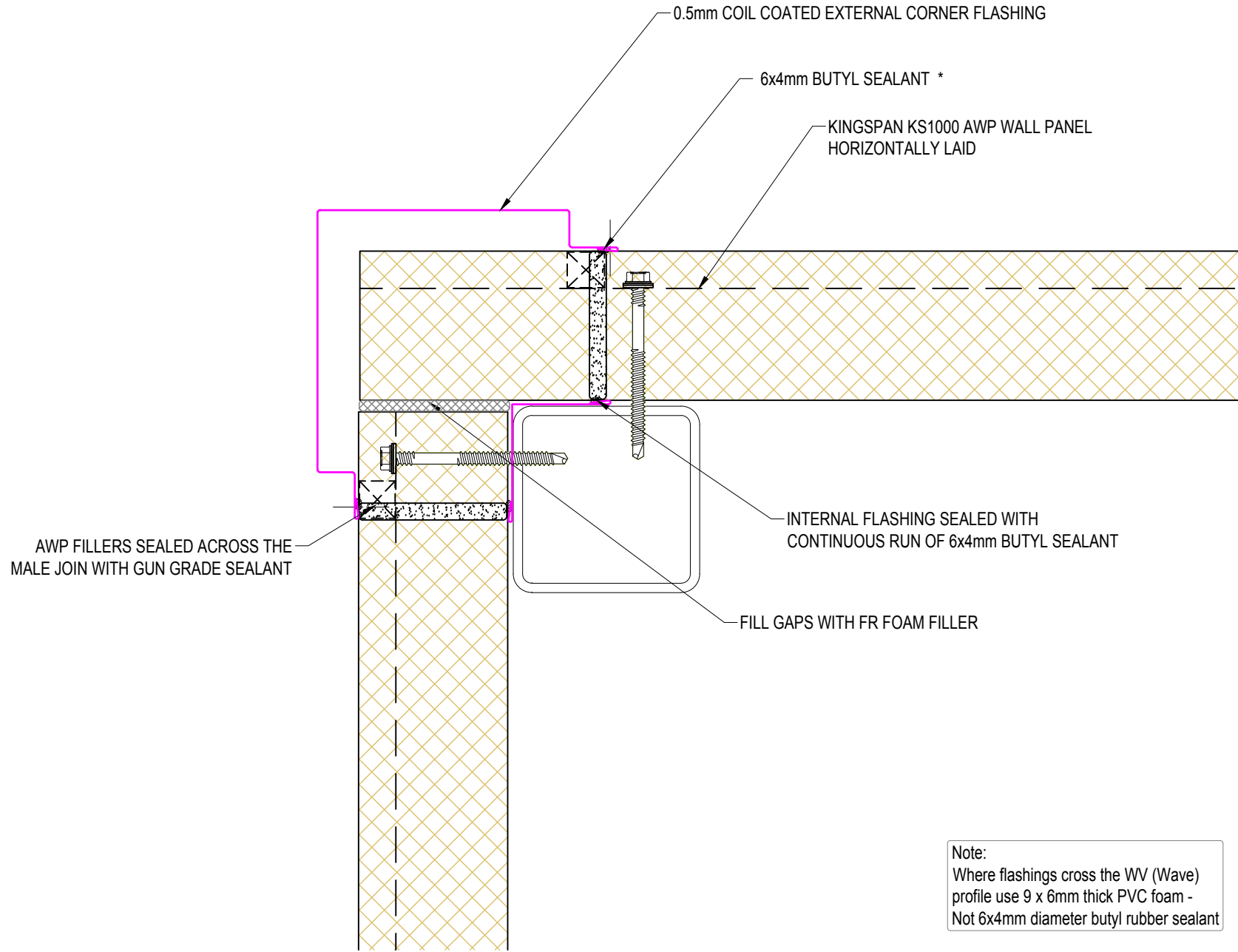
This document remains the property of Kingspan Ltd under copyright laws. Licence is granted to use this document and its contents in connection with Kingspan Ltd products only.  
©Kingspan Ltd

DO NOT SCALE. IF IN DOUBT ASK

New Zealand: Kingspan Ltd  
97 Montreal St  
Christchurch  
Tel: +64 (3) 260 5530  
Fax: +64 (3) 260 5539  
Freephone: 0800 121280  
email: info@kingspanpanels.co.nz  
www.kingspanpanels.co.nz

# AWP WALL - EXTERNAL CORNER

G:\Technical\current\Drawings\current 2013 Q3\AWP Wall Horizontal\KS1000 AWP Wall Horizontal\_Std Q3 2015.dwg, AWP\_HS\_08, 8/12/2016 10:37:33 a.m.



SYSTEM KS1000 AWP WALL HORIZONTAL_STD Q3 2015			
DESCRIPTION AWP WALL - EXTERNAL CORNER			
APPROVED BY -	DATE 26.08.16	REVISION 1	
DRG REF: AWP_HS_08	SCALE 1:3	SHEET 1 of 1	PAPER SIZE A4

This document remains the property of Kingspan Ltd under copyright laws. Licence is granted to use this document and its contents in connection with Kingspan Ltd products only.  
©Kingspan Ltd

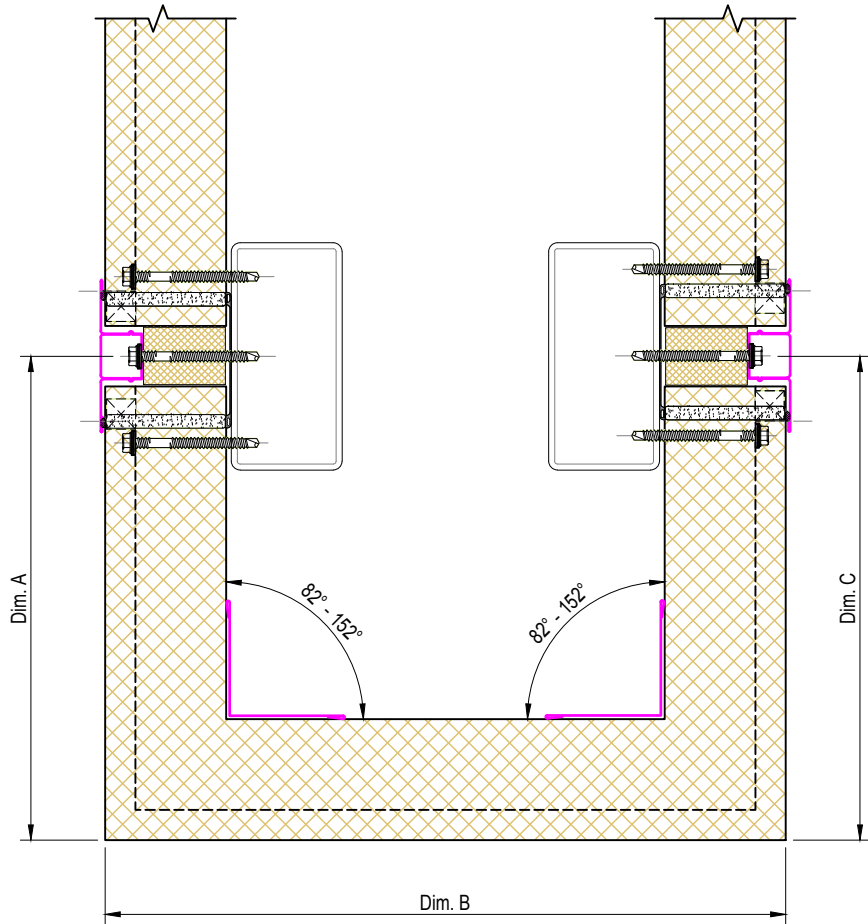
DO NOT SCALE. IF IN DOUBT ASK

**Note:**  
Where flashings cross the WV (Wave) profile use 9 x 6mm thick PVC foam - Not 6x4mm diameter butyl rubber sealant

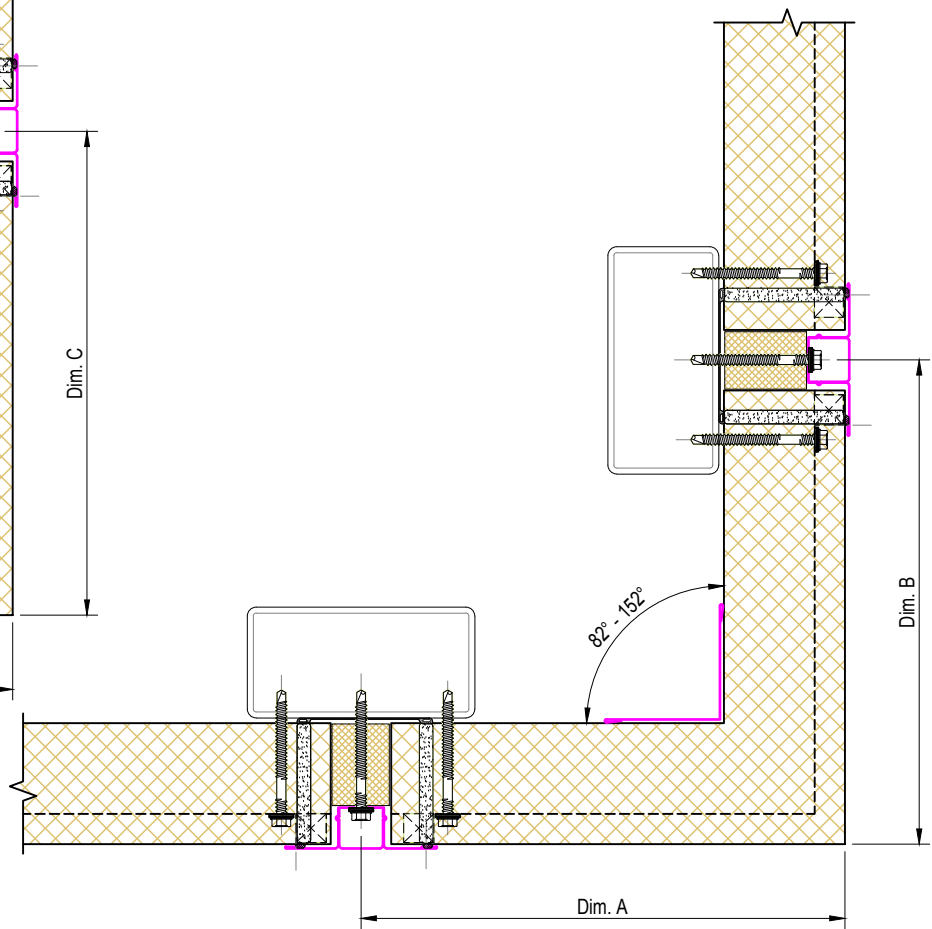
New Zealand: Kingspan Ltd  
97 Montreal St  
Christchurch  
Tel: +64 (3) 260 5530  
Fax: +64 (3) 260 5539  
Freephone: 0800 121280  
email: info@kingspanpanels.co.nz  
www.kingspanpanels.co.nz



# EXTERNAL PRE-FORMED CORNER



REFER TO KINGSPAN FOR  
MAXIMUM PRACTICAL SIZES



**DOUBLE CRANKED CORNER**  
ALL DIMENSIONS ARE TO THE EXTERNAL FACE OF THE PANEL.  
REFER KINGSPAN TECHNICAL FOR MAX DIMENSIONS.  
INTERNAL ANGLES = 82 deg. to 152 deg.

**SINGLE CRANKED CORNER**  
ALL ABOVE DIMENSIONS ARE TO THE EXTERNAL FACE OF THE PANEL.  
INTERNAL ANGLES = 82 DEG. TO 152 DEG.  
MAXIMUM LENGTH OF TOTAL CRANK MUST NOT EXCEED 2400MM. MAX UNSUPPORTED CANTILEVER IS 1000MM.

	MINIMUM	MAXIMUM
DIMENSION A	300mm	1200mm
DIMENSION B	300mm	1200mm
DIMENSION C	300mm	1200mm

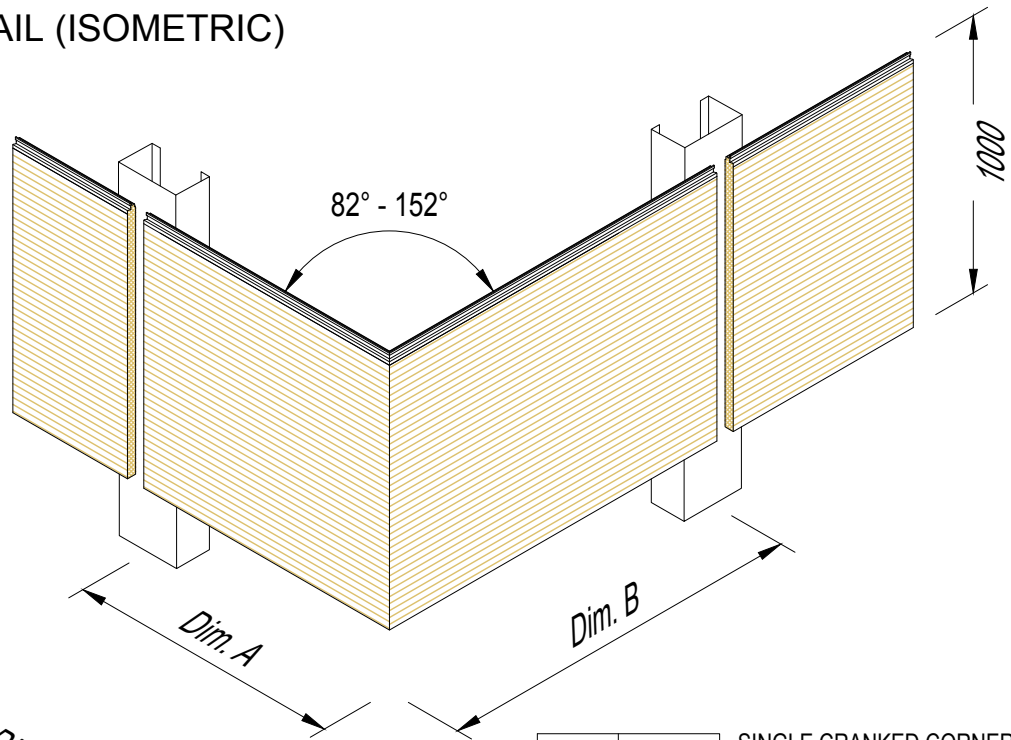
	MINIMUM	MAXIMUM
DIMENSION A	300mm	1200mm
DIMENSION B	300mm	1200mm

SYSTEM KS1000 AWP WALL HORIZONTAL_STD Q3 2015			
DESCRIPTION EXTERNAL PRE-FORMED CORNER			
APPROVED BY -	DATE 22.12.15	REVISION -	
DRG REF: AWP_HS_08a	SCALE 1:5	SHEET 1 of 1	PAPER SIZE A4
This document remains the property of Kingspan Ltd under copyright laws. Licence is granted to use this document and its contents in connection with Kingspan Ltd products only. ©Kingspan Ltd			

DO NOT SCALE. IF IN DOUBT ASK

New Zealand: Kingspan Ltd  
97 Montreal St  
Christchurch  
Tel: +64 (3) 260 5530  
Fax: +64 (3) 260 5539  
Freephone: 0800 121280  
email: info@kingspanpanels.co.nz  
www.kingspanpanels.co.nz

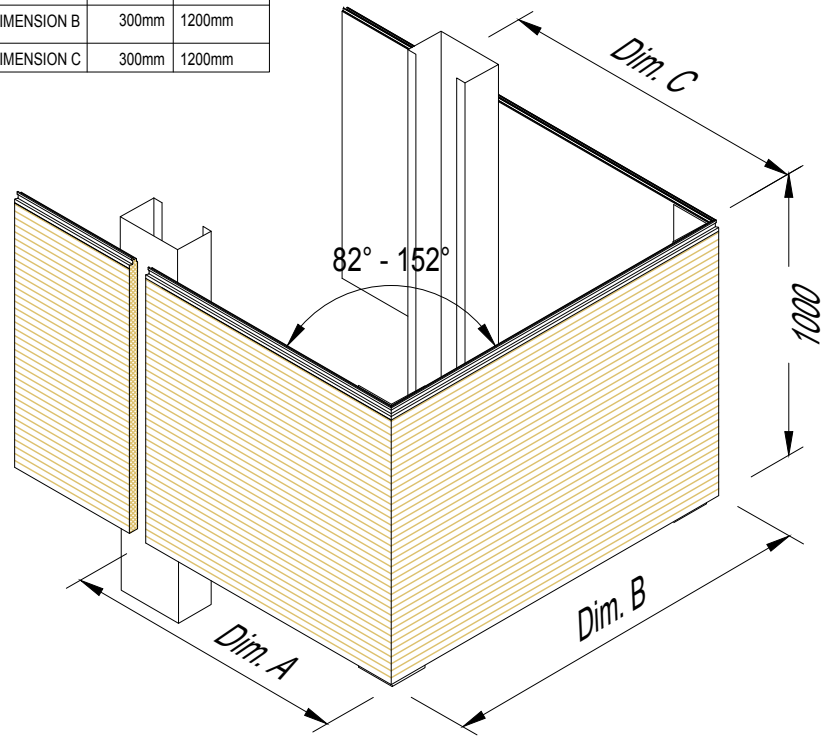
# AWP WALL PREFORMED CORNER DETAIL (ISOMETRIC)



## DOUBLE CRANKED CORNER

ALL DIMENSIONS ARE TO THE EXTERNAL FACE OF THE PANEL.  
REFER KINGSPAN TECHNICAL FOR MAX DIMENSIONS.  
INTERNAL ANGLES = 82 deg. to 152 deg.

	MINIMUM	MAXIMUM
DIMENSION A	300mm	1200mm
DIMENSION B	300mm	1200mm
DIMENSION C	300mm	1200mm



	MINIMUM	MAXIMUM
DIMENSION A	300mm	1200mm
DIMENSION B	300mm	1200mm

## SINGLE CRANKED CORNER

ALL DIMENSIONS ARE TO THE EXTERNAL FACE OF THE PANEL.  
INTERNAL ANGLES = 82 DEG. TO 152 DEG.  
MAXIMUM LENGTH OF TOTAL CRANK MUST NOT EXCEED 2400mm.  
MAX UNSUPPORTED CANTILEVER = 1000mm.

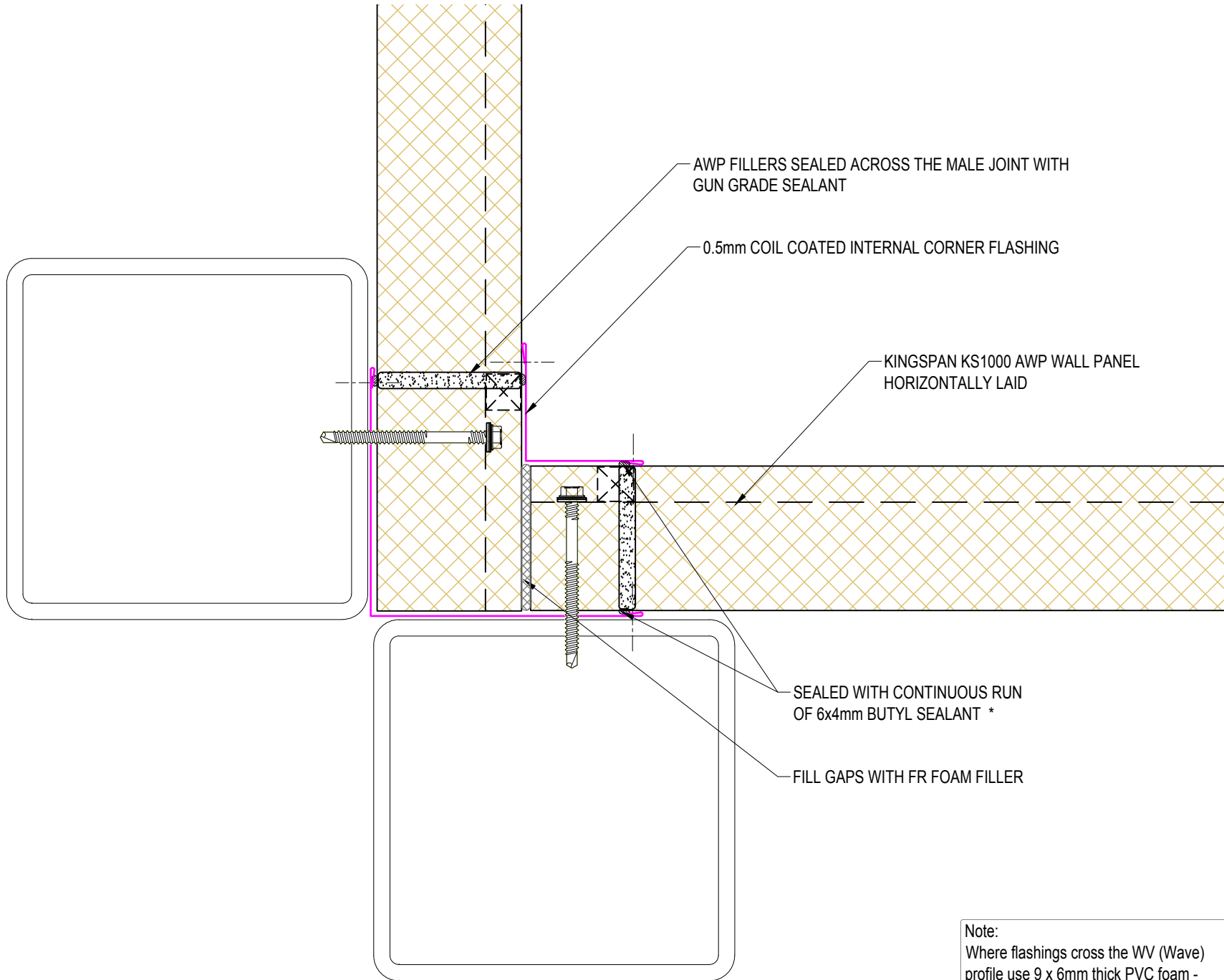
SYSTEM KS1000 AWP WALL HORIZONTAL_STD Q3 2015			
DESCRIPTION AWP WALL PREFORMED CORNER DETAIL (ISOMETRIC)			
APPROVED BY -	DATE 22.12.15	REVISION -	
DRG REF: AWP_HS_08b	SCALE N.T.S	SHEET 1 of 1	PAPER SIZE A4

This document remains the property of Kingspan Ltd under copyright laws. Licence is granted to use this document and its contents in connection with Kingspan Ltd products only.  
©Kingspan Ltd

DO NOT SCALE. IF IN DOUBT ASK

New Zealand: Kingspan Ltd  
97 Montreal St  
Christchurch  
Tel: +64 (3) 260 5530  
Fax: +64 (3) 260 5539  
Freephone: 0800 121280  
email: info@kingspanpanels.co.nz  
www.kingspanpanels.co.nz

# AWP WALL - INTERNAL CORNER



AWP FILLERS SEALED ACROSS THE MALE JOINT WITH GUN GRADE SEALANT

0.5mm COIL COATED INTERNAL CORNER FLASHING

KINGSPAN KS1000 AWP WALL PANEL HORIZONTALLY LAID

SEALED WITH CONTINUOUS RUN OF 6x4mm BUTYL SEALANT \*

FILL GAPS WITH FR FOAM FILLER

**Note:**  
Where flashings cross the WV (Wave) profile use 9 x 6mm thick PVC foam - Not 6x4mm diameter butyl rubber sealant

SYSTEM KS1000 AWP WALL HORIZONTAL_STD Q3 2015			
DESCRIPTION AWP WALL - INTERNAL CORNER			
APPROVED BY -	DATE 26.08.16	REVISION 1	
DRG REF: AWP_HS_09	SCALE 1:3	SHEET 1 of 1	PAPER SIZE A4

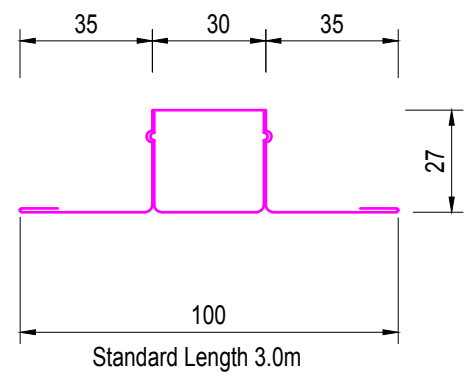
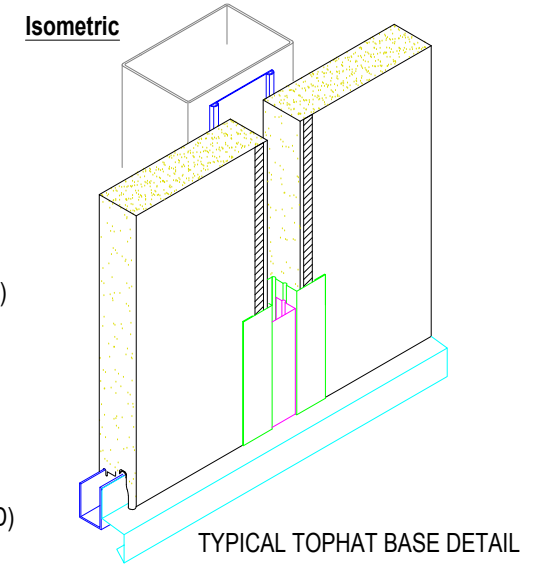
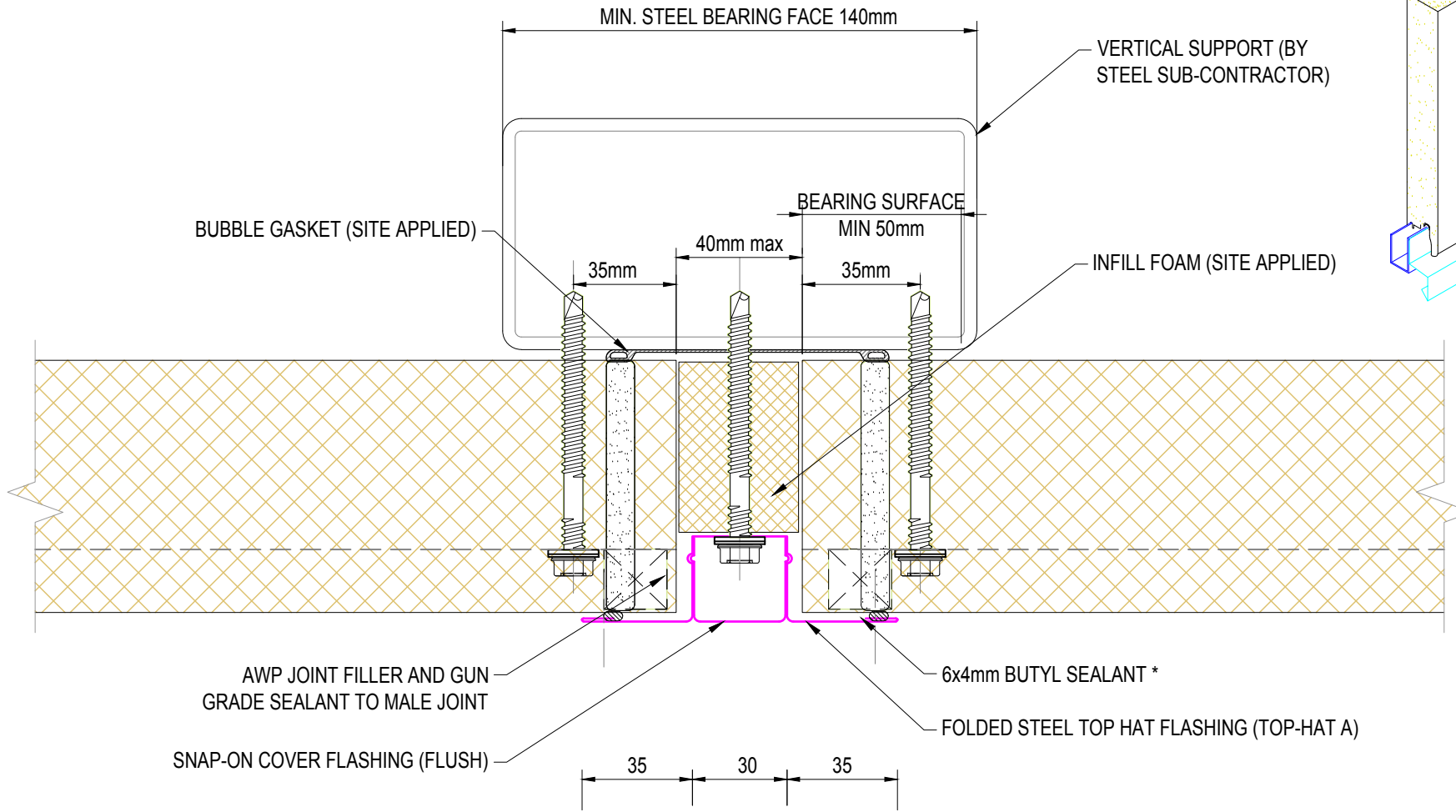
This document remains the property of Kingspan Ltd under copyright laws. Licence is granted to use this document and its contents in connection with Kingspan Ltd products only.  
©Kingspan Ltd

DO NOT SCALE. IF IN DOUBT ASK

New Zealand: Kingspan Ltd  
97 Montreal St  
Christchurch  
Tel: +64 (3) 260 5530  
Fax: +64 (3) 260 5539  
Freephone: 0800 121280  
email: info@kingspanpanels.co.nz  
www.kingspanpanels.co.nz



# AWP WALL TOP HAT JOIN DOUBLE FIXING (PLAN)



0.5mm Galv Butt Strap Connector FOR TOPHAT JOINTS

**Note:**  
Where flashings cross the WV (Wave) profile use 9 x 6mm thick PVC foam - Not 6x4mm diameter butyl rubber sealant

SYSTEM KS1000 AWP WALL HORIZONTAL_STD Q3 2015			
DESCRIPTION AWP WALL TOP HAT JOIN DOUBLE FIXING (PLAN)			
APPROVED BY -	DATE 26.08.16	REVISION 1	
DRG REF: AWP_HS_10	SCALE 1:2	SHEET 1 of 1	PAPER SIZE A4

This document remains the property of Kingspan Ltd under copyright laws. Licence is granted to use this document and its contents in connection with Kingspan Ltd products only.  
©Kingspan Ltd

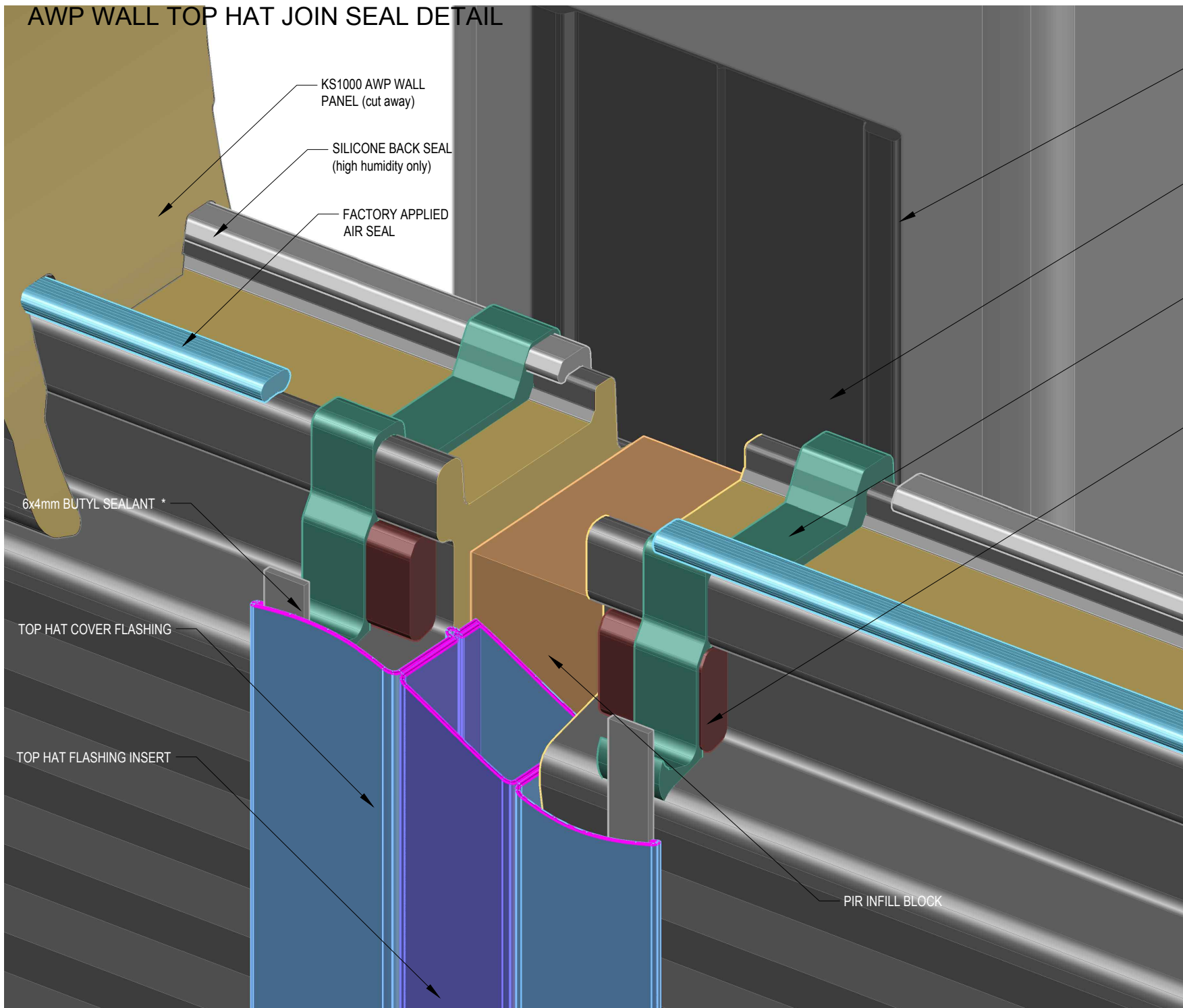
DO NOT SCALE. IF IN DOUBT ASK

New Zealand: Kingspan Ltd  
97 Montreal St  
Christchurch  
Tel: +64 (3) 260 5530  
Fax: +64 (3) 260 5539  
Freephone: 0800 121280  
email: info@kingspanpanels.co.nz  
www.kingspanpanels.co.nz

G:\Technical\current\Drawings\current 2015 Q3\AWP Wall Horizontal\KS1000 AWP Wall Horizontal\_Std Q3 2015.dwg, AWP\_HS\_10\_8/12/2016 10:37:36 a.m.



# AWP WALL TOP HAT JOIN SEAL DETAIL



KS1000 AWP WALL PANEL (cut away)

SILICONE BACK SEAL (high humidity only)

FACTORY APPLIED AIR SEAL

STRUCTURE (By Others)

BUBBLE GASKET (VJ2)

GUN GRADE SEALANT ACROSS JOIN

AWP FOAM FILLER (3Fill)

6x4mm BUTYL SEALANT \*

TOP HAT COVER FLASHING

TOP HAT FLASHING INSERT

PIR INFILL BLOCK

Note:  
Where flashings cross the WV (Wave) profile use 9 x 6mm thick PVC foam - Not 6x4mm diameter butyl rubber sealant

SYSTEM			
KS1000 AWP WALL HORIZONTAL_STD Q3 2015			
DESCRIPTION			
AWP WALL TOP HAT JOIN SEAL DETAIL			
APPROVED BY	DATE	REVISION	
-	26.08.16	1	
DRG REF:	SCALE	SHEET	PAPER SIZE
AWP_HS_11	1:1	1 of 1	A4

This document remains the property of Kingspan Ltd under copyright laws. Licence is granted to use this document and its contents in connection with Kingspan Ltd products only.  
©Kingspan Ltd

DO NOT SCALE. IF IN DOUBT ASK

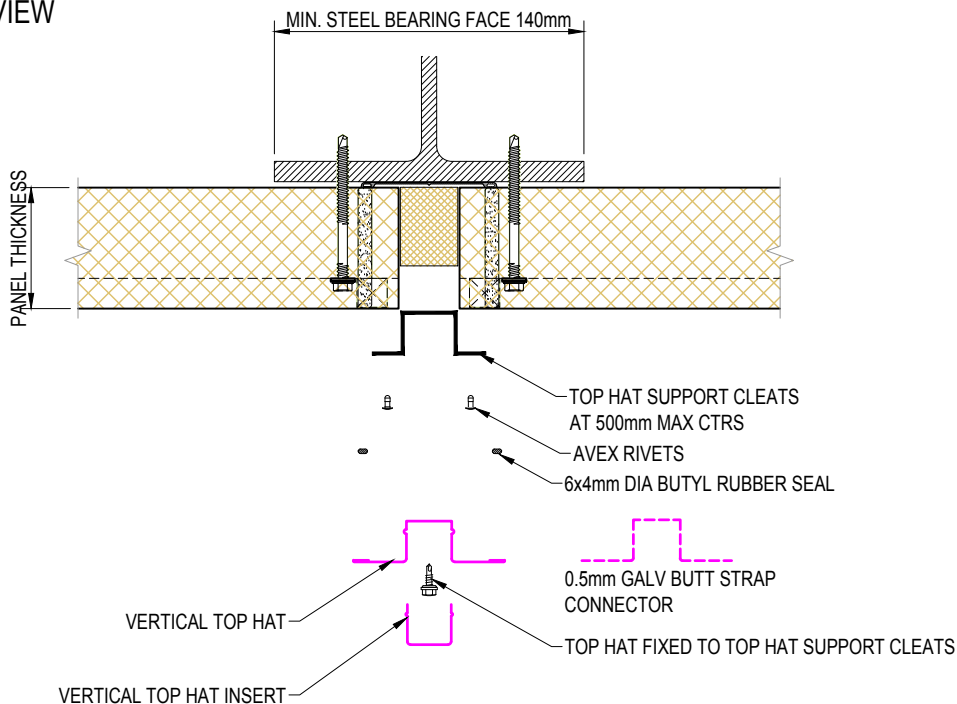
New Zealand: Kingspan Ltd  
97 Montreal St  
Christchurch  
Tel: +64 (3) 260 5530  
Fax: +64 (3) 260 5539  
Freephone: 0800 121280  
email: info@kingspanpanels.co.nz  
www.kingspanpanels.co.nz

G:\Tech\tech1\current\Drawings\current 2013 Q3\AWP Wall Horizontal\KS1000 AWP Wall Horizontal\_STD Q3 2015.dwg, AWP\_HS\_11, 8/12/2016 10:37:46 a.m.

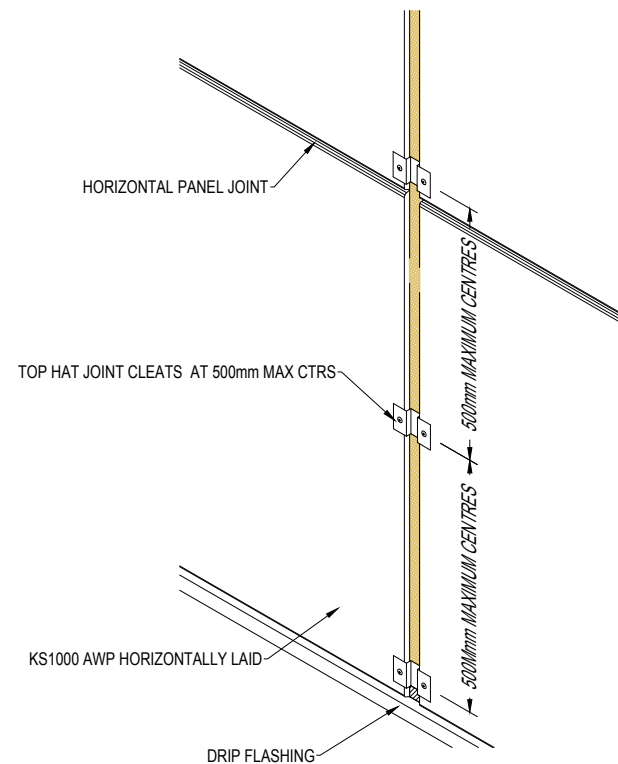
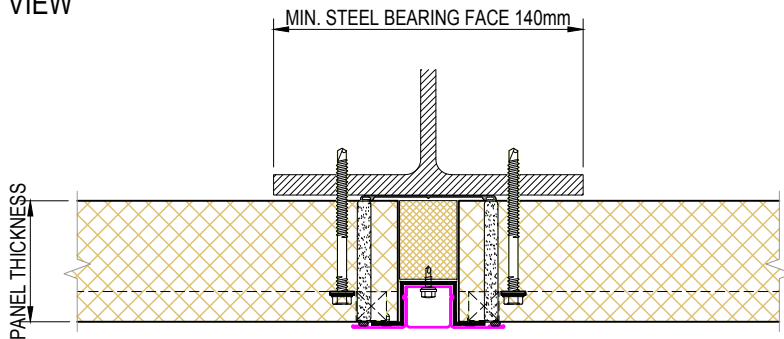
# AWP LONGSPAN TOPHAT DETAIL TO UC COLUMN

G:\Technical\1-current\Drawings\current 2015 Q1\AWP Wall Horizontal\KS1000 AWP Wall Horizontal STD Q3 2015.dwg, AWP\_HS\_11a, 8/12/2016 10:37:47 a.m.

EXPLODED VIEW



ASSEMBLED VIEW



SYSTEM KS1000 AWP WALL HORIZONTAL STD Q3 2015			
DESCRIPTION AWP LONGSPAN TOPHAT DETAIL TO UC COLUMN			
APPROVED BY -	DATE 22.12.15	REVISION -	
DRG REF: AWP_HS_11a	SCALE nts	SHEET 1 of 1	PAPER SIZE A4

This document remains the property of Kingspan Ltd under copyright laws. Licence is granted to use this document and its contents in connection with Kingspan Ltd products only.  
©Kingspan Ltd

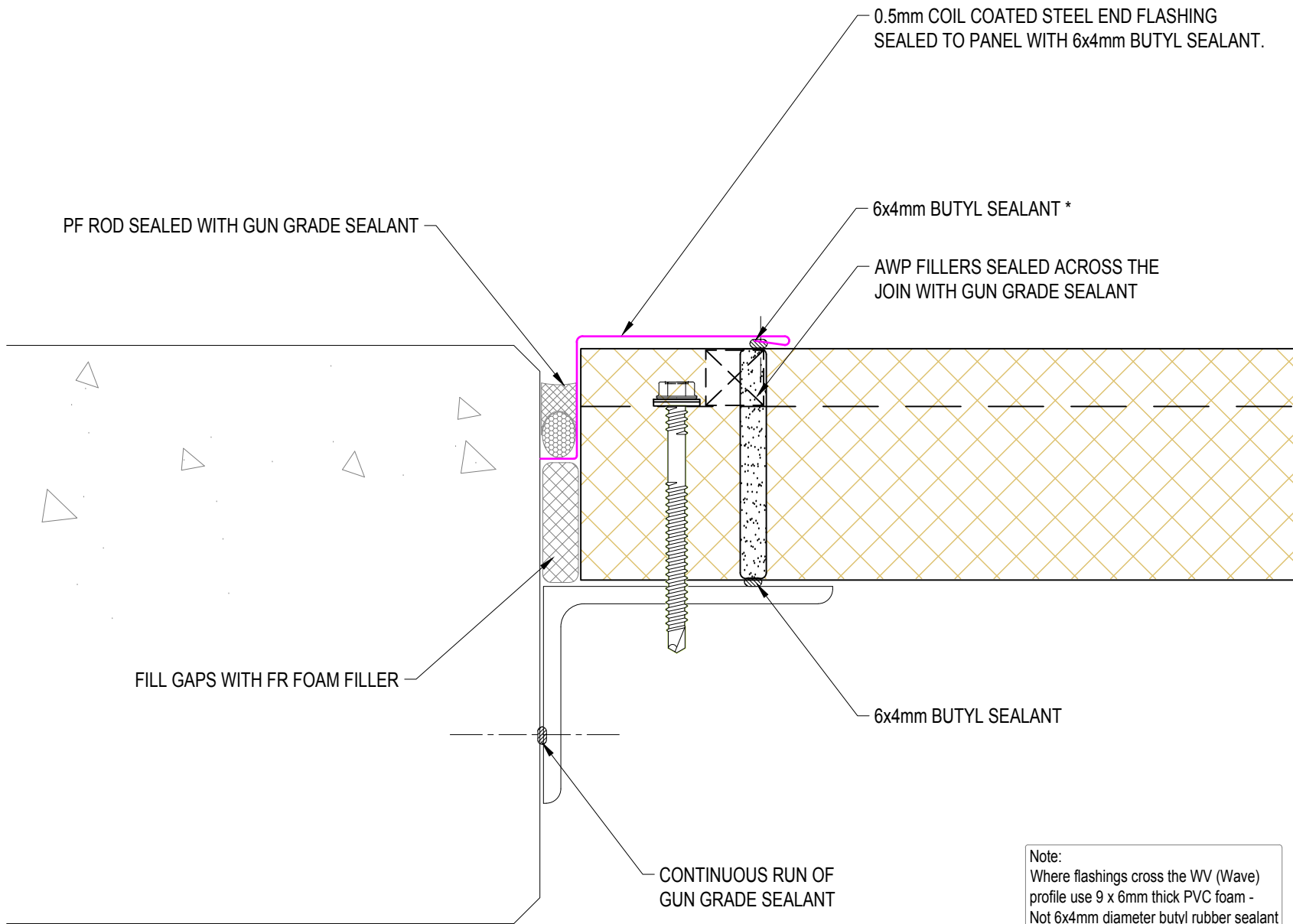
DO NOT SCALE. IF IN DOUBT ASK

New Zealand: Kingspan Ltd  
97 Montreal St  
Christchurch  
Tel: +64 (3) 260 5530  
Fax: +64 (3) 260 5539  
Freephone: 0800 121280  
email: info@kingspanpanels.co.nz  
www.kingspanpanels.co.nz





# AWP WALL FACE ALIGNED WITH CONCRETE



**Note:**  
Where flashings cross the WV (Wave) profile use 9 x 6mm thick PVC foam - Not 6x4mm diameter butyl rubber sealant

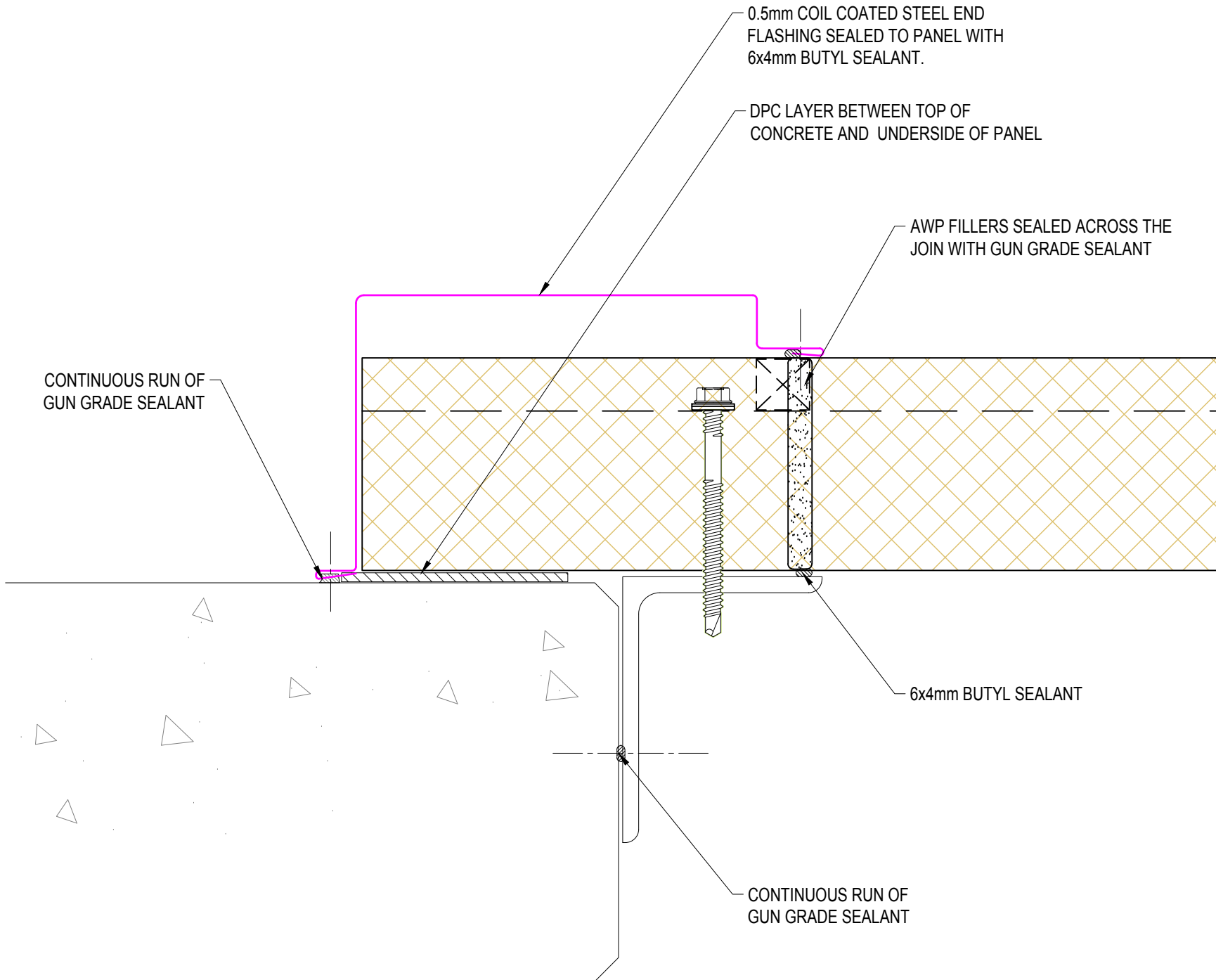
<b>SYSTEM</b> KS1000 AWP WALL HORIZONTAL_STD Q3 2015			
<b>DESCRIPTION</b> AWP WALL FACE ALIGNED WITH CONCRETE			
<b>APPROVED BY</b> -	<b>DATE</b> 26.08.16	<b>REVISION</b> 1	
<b>DRG REF:</b> AWP_HS_12	<b>SCALE</b> 1:2	<b>SHEET</b> 1 of 1	<b>PAPER SIZE</b> A4

This document remains the property of Kingspan Ltd under copyright laws. Licence is granted to use this document and its contents in connection with Kingspan Ltd products only.  
©Kingspan Ltd

DO NOT SCALE. IF IN DOUBT ASK

New Zealand: Kingspan Ltd  
97 Montreal St  
Christchurch  
Tel: +64 (3) 260 5530  
Fax: +64 (3) 260 5539  
Freephone: 0800 121280  
email: info@kingspanpanels.co.nz  
www.kingspanpanels.co.nz

# AWP WALL FACE FIXED OVER CONCRETE



SYSTEM			
KS1000 AWP WALL HORIZONTAL_STD Q3 2015			
DESCRIPTION			
AWP WALL FACE FIXED OVER CONCRETE			
APPROVED BY	DATE	REVISION	
-	22.12.15	-	
DRG REF:	SCALE	SHEET	PAPER SIZE
AWP_HS_13	1:2	1 of 1	A4

This document remains the property of Kingspan Ltd under copyright laws. Licence is granted to use this document and its contents in connection with Kingspan Ltd products only.  
©Kingspan Ltd

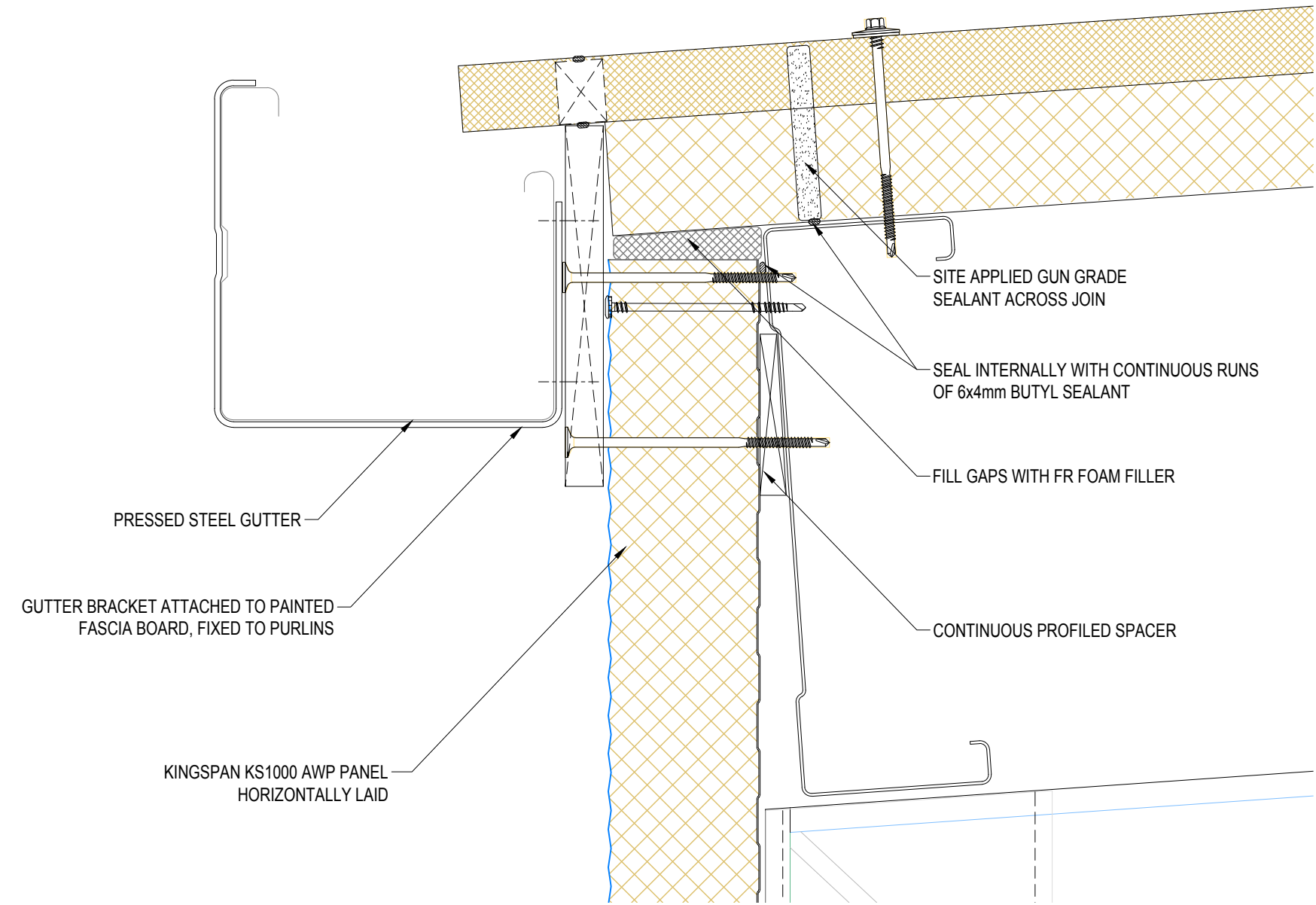
DO NOT SCALE. IF IN DOUBT ASK

New Zealand: Kingspan Ltd  
97 Montreal St  
Christchurch  
Tel: +64 (3) 260 5530  
Fax: +64 (3) 260 5539  
Freephone: 0800 121280  
email: info@kingspanpanels.co.nz  
www.kingspanpanels.co.nz



G:\Technical\current\Drawings\current 2013 Q1\AWP Wall Horizontal\KS1000 AWP Wall Horizontal\_Std Q3 2015.dwg, AWP\_HS\_13, 8/12/2015 10:37:49 a.m.

# AWP WALL EAVES GUTTER



SYSTEM KS1000 AWP WALL HORIZONTAL_STD Q3 2015			
DESCRIPTION AWP WALL EAVES GUTTER			
APPROVED BY -	DATE 22.12.15	REVISION -	
DRG REF: AWP_HS_14	SCALE 1:2	SHEET 1 of 1	PAPER SIZE A4

This document remains the property of Kingspan Ltd under copyright laws. Licence is granted to use this document and its contents in connection with Kingspan Ltd products only.  
©Kingspan Ltd

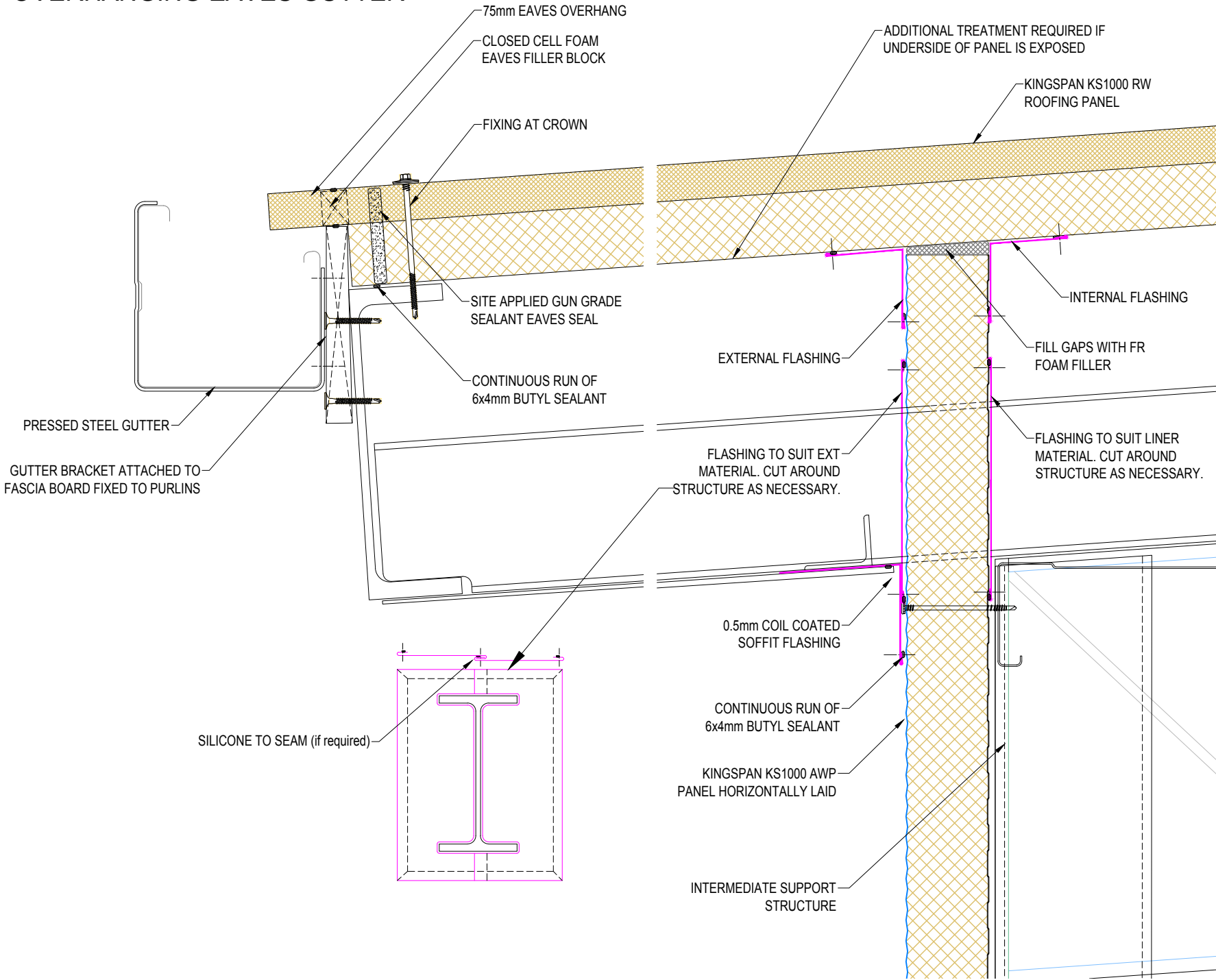
DO NOT SCALE. IF IN DOUBT ASK

New Zealand: Kingspan Ltd  
97 Montreal St  
Christchurch  
Tel: +64 (3) 260 5530  
Fax: +64 (3) 260 5539  
Freephone: 0800 121280  
email: info@kingspanpanels.co.nz  
www.kingspanpanels.co.nz



# OVERHANGING EAVES GUTTER

G:\Technical\current\Drawings\current 2013 Q3\AWP Wall Horizontal\KS1000 AWP Wall Horizontal\_Std Q3 2015.dwg, AWP\_HS\_15\_8/12/2016 10:37:50 a.m.



SYSTEM			
KS1000 AWP WALL HORIZONTAL_STD Q3 2015			

DESCRIPTION  
 OVERHANGING EAVES GUTTER

APPROVED BY	DATE	REVISION	
-	22.12.15	-	
DRG REF:	SCALE	SHEET	PAPER SIZE
AWP_HS_15	1:5	1 of 1	A4

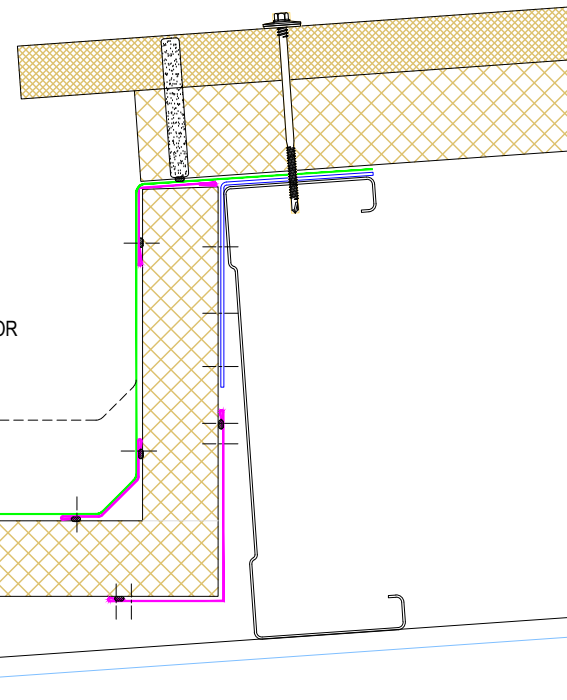
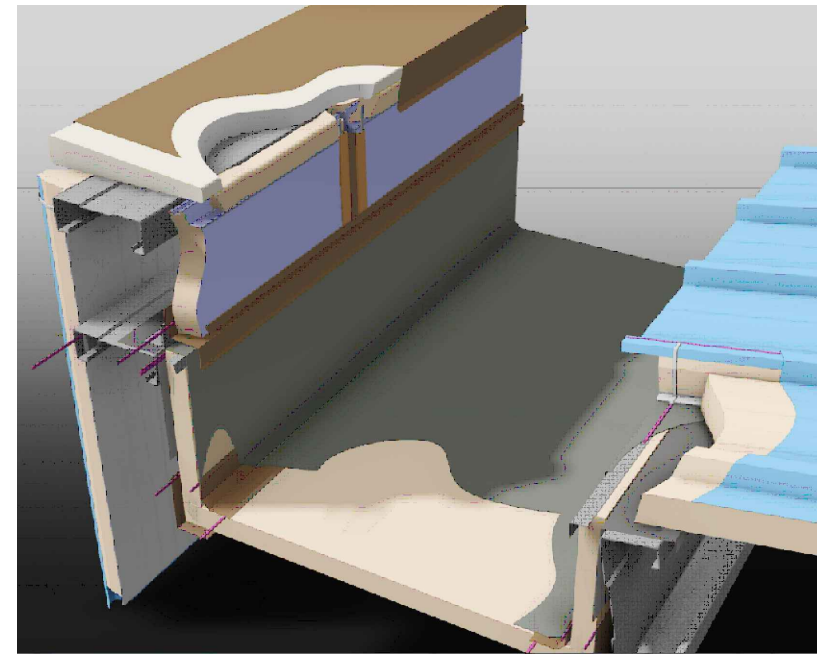
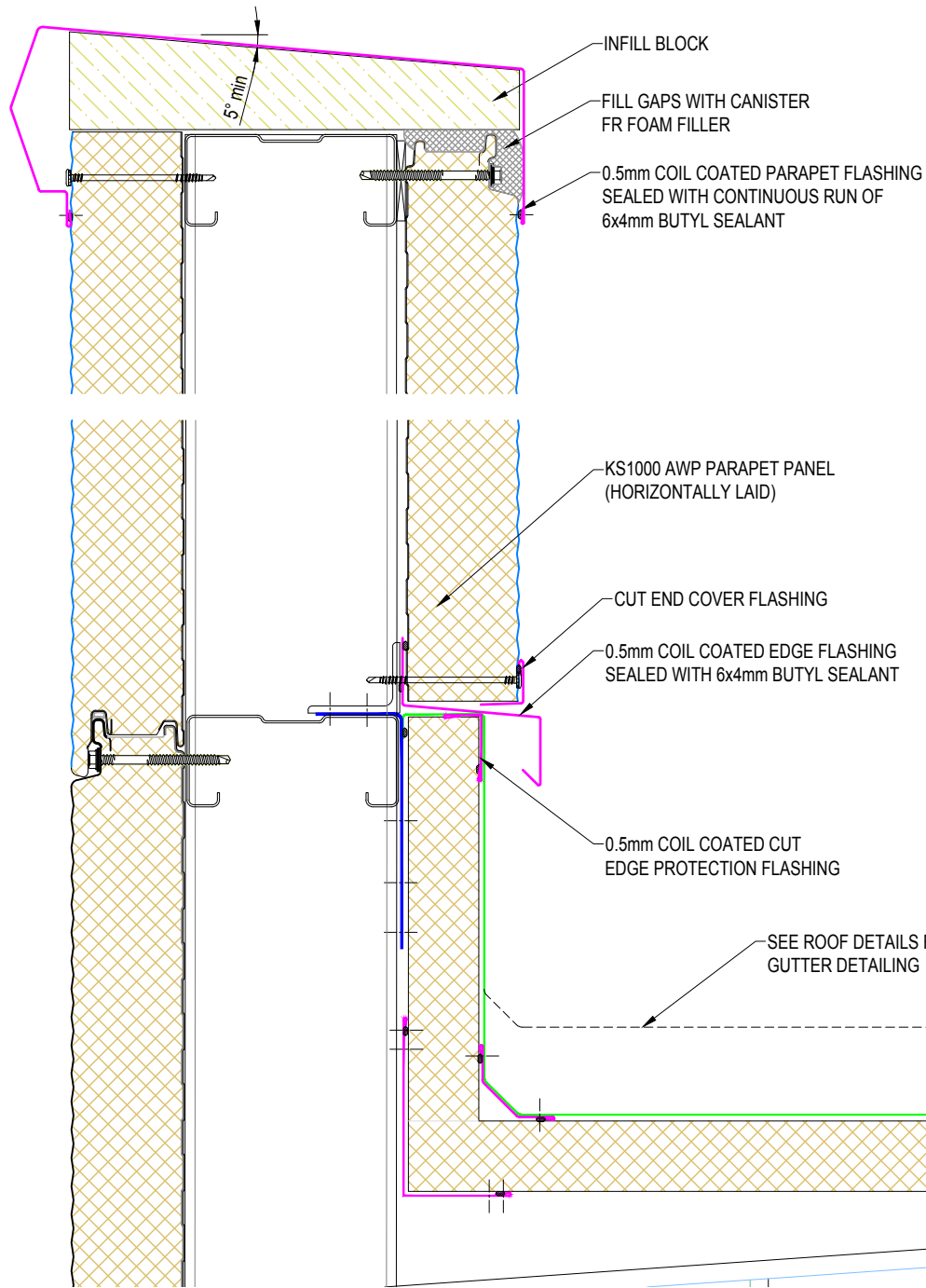
This document remains the property of Kingspan Ltd under copyright laws. Licence is granted to use this document and its contents in connection with Kingspan Ltd products only.  
 ©Kingspan Ltd

DO NOT SCALE. IF IN DOUBT ASK

New Zealand: Kingspan Ltd  
 97 Montreal St  
 Christchurch  
 Tel: +64 (3) 260 5530  
 Fax: +64 (3) 260 5539  
 Freephone: 0800 121280  
 email: info@kingspanpanels.co.nz  
 www.kingspanpanels.co.nz

# AWP WALL PARAPET GUTTER

G:\Technical\current\Drawings\current 2013 Q3\AWP Wall Horizontal\KS1000 AWP Wall Horizontal\_STD Q3 2015.dwg, AWP\_HS\_16, 8/12/2016 10:37:51 a.m.



SYSTEM			
KS1000 AWP WALL HORIZONTAL_STD Q3 2015			
DESCRIPTION			
AWP WALL PARAPET GUTTER			
APPROVED BY	DATE	REVISION	
-	22.12.15	-	
DRG REF:	SCALE	SHEET	PAPER SIZE
AWP_HS_16	1:5	1 of 1	A4

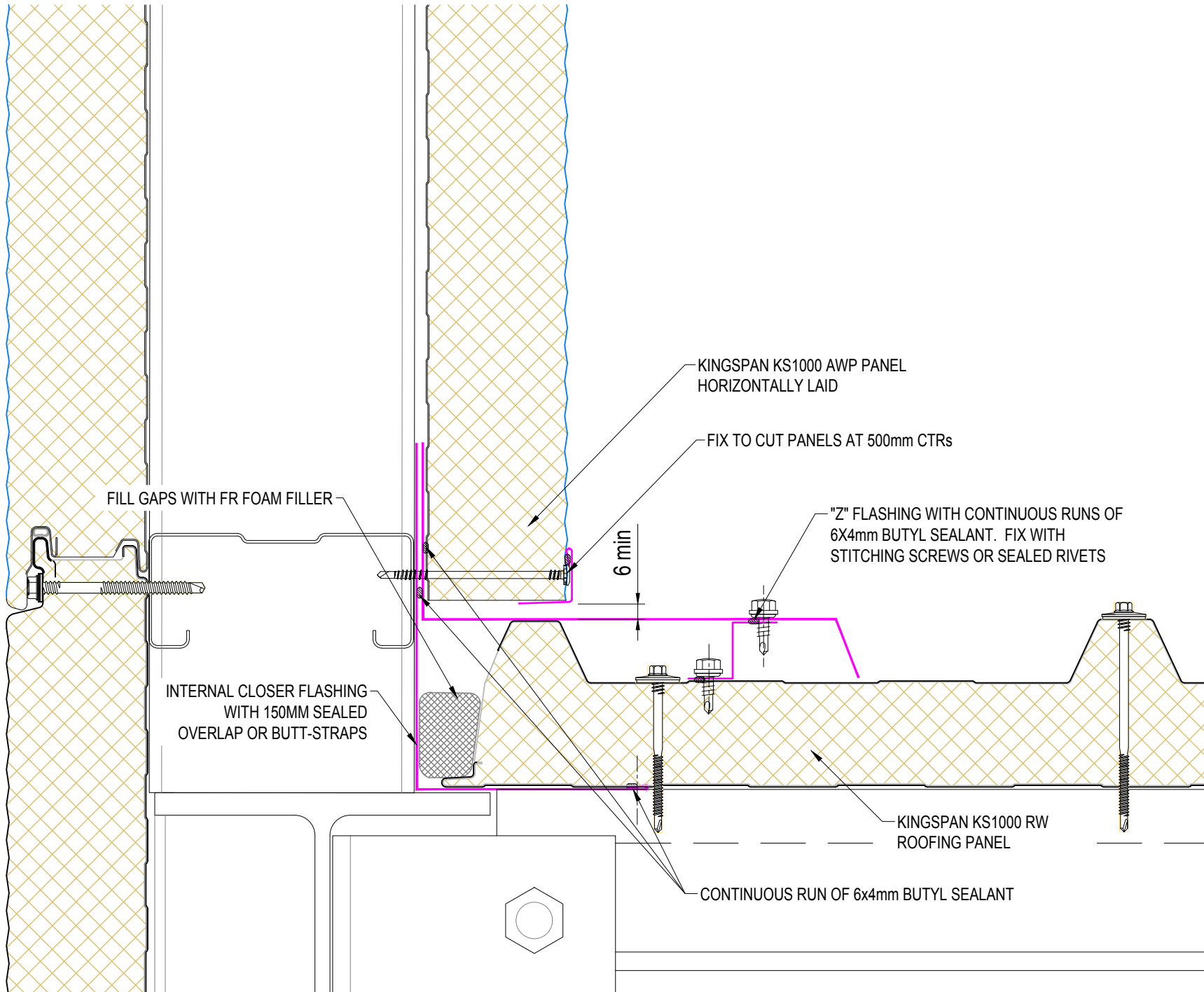
This document remains the property of Kingspan Ltd under copyright laws. Licence is granted to use this document and its contents in connection with Kingspan Ltd products only.  
©Kingspan Ltd

DO NOT SCALE. IF IN DOUBT ASK

New Zealand: Kingspan Ltd  
97 Montreal St  
Christchurch  
Tel: +64 (3) 260 5530  
Fax: +64 (3) 260 5539  
Freephone: 0800 121280  
email: info@kingspanpanels.co.nz  
www.kingspanpanels.co.nz



# AWP WALL PARAPET VERGE



SYSTEM KS1000 AWP WALL HORIZONTAL_STD Q3 2015			
DESCRIPTION AWP WALL PARAPET VERGE			
APPROVED BY -	DATE 22.12.15	REVISION -	
DRG REF: AWP_HS_17	SCALE 1:3	SHEET 1 of 1	PAPER SIZE A4

This document remains the property of Kingspan Ltd under copyright laws. Licence is granted to use this document and its contents in connection with Kingspan Ltd products only.  
©Kingspan Ltd

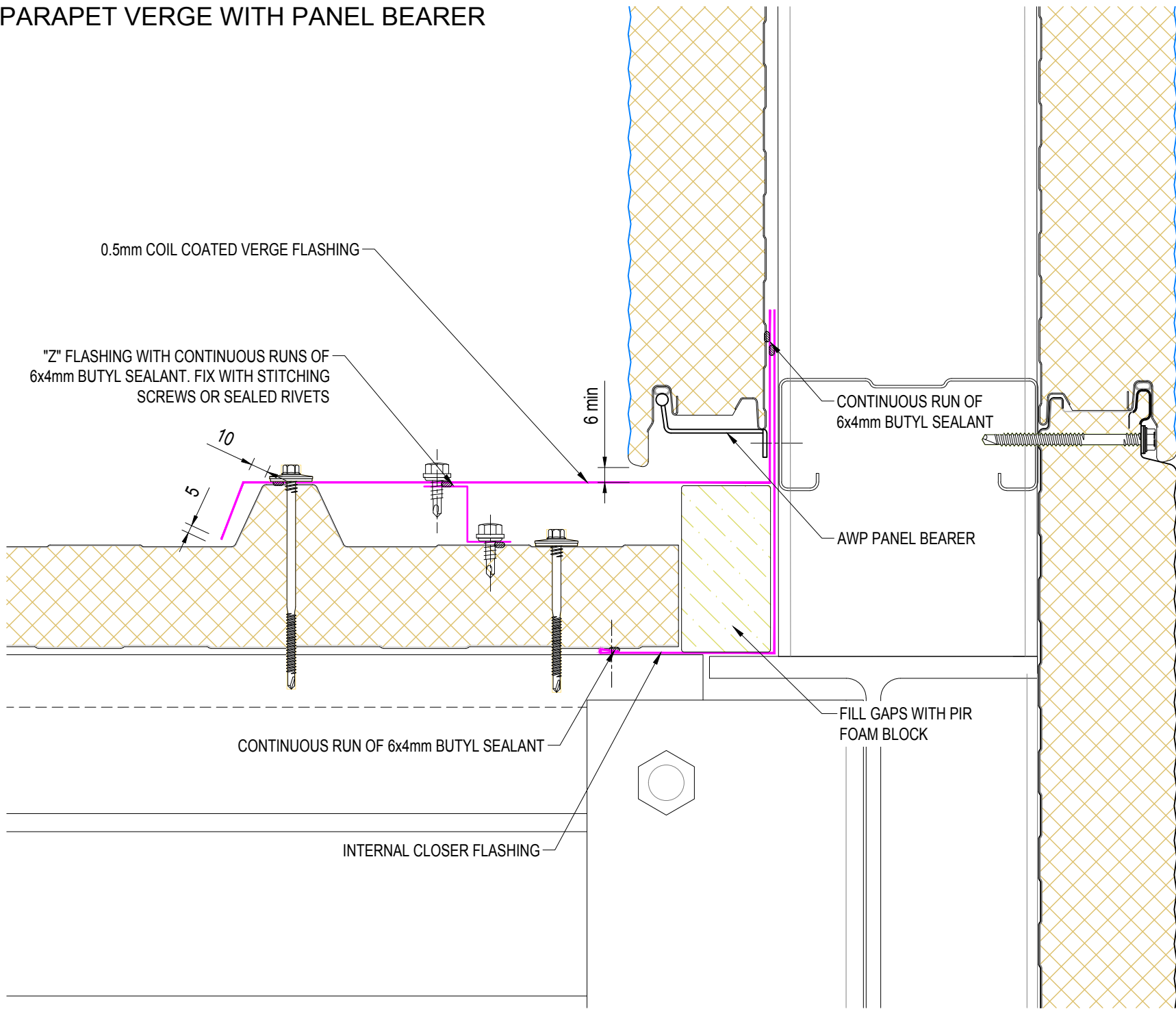
DO NOT SCALE. IF IN DOUBT ASK

New Zealand: Kingspan Ltd  
97 Montreal St  
Christchurch  
Tel: +64 (3) 260 5530  
Fax: +64 (3) 260 5539  
Freephone: 0800 121280  
email: info@kingspanpanels.co.nz  
www.kingspanpanels.co.nz

G:\Technical\current\Drawings\current 2015 Q1\AWP Wall Horizontal\KS1000 AWP Wall Horizontal\_Std Q3 2015.dwg, AWP\_HS\_17, 8/12/2015 10:37:52 a.m.

G:\Technical\current\Drawings\current 2015 Q3\AWP Wall Horizontal\KS1000 AWP Wall Horizontal\_Std Q3 2015.dwg, AWP\_HS\_18, 8/12/2016 10:37:53 a.m.

# PARAPET VERGE WITH PANEL BEARER



SYSTEM KS1000 AWP WALL HORIZONTAL_STD Q3 2015			
DESCRIPTION PARAPET VERGE WITH PANEL BEARER			
APPROVED BY -	DATE 22.12.15	REVISION -	
DRG REF: AWP_HS_18	SCALE 1:3	SHEET 1 of 1	PAPER SIZE A4

This document remains the property of Kingspan Ltd under copyright laws. Licence is granted to use this document and its contents in connection with Kingspan Ltd products only.  
©Kingspan Ltd

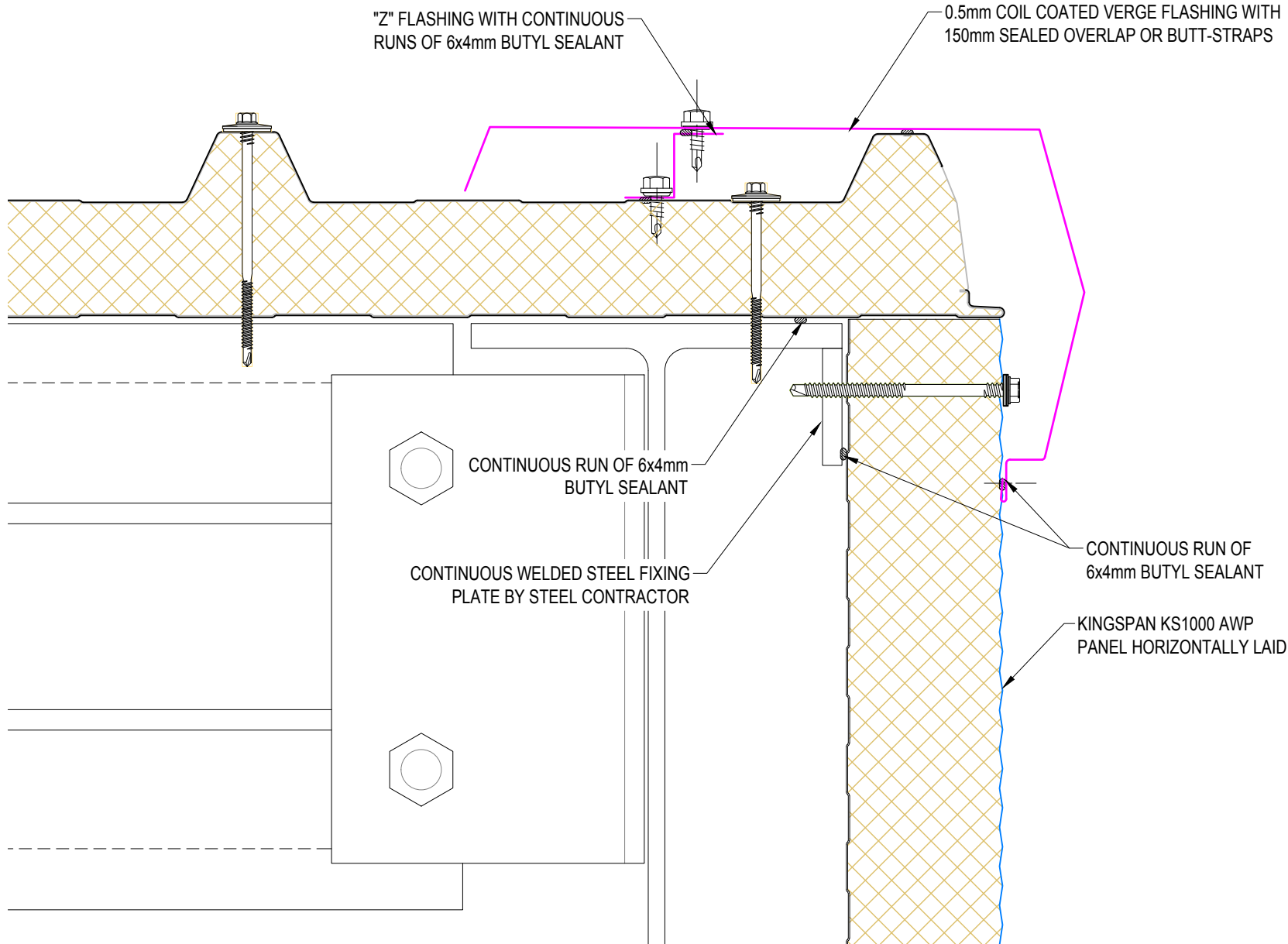
DO NOT SCALE. IF IN DOUBT ASK

New Zealand: Kingspan Ltd  
97 Montreal St  
Christchurch  
Tel: +64 (3) 260 5530  
Fax: +64 (3) 260 5539  
Freephone: 0800 121280  
email: info@kingspanpanels.co.nz  
www.kingspanpanels.co.nz





# AWP WALL VERGE DETAIL (RW MALE EDGE)



SYSTEM KS1000 AWP WALL HORIZONTAL_STD Q3 2015			
DESCRIPTION AWP WALL VERGE DETAIL (RW MALE EDGE)			
APPROVED BY -	DATE 22.12.15	REVISION -	
DRG REF: AWP_HS_19	SCALE 1:3	SHEET 1 of 1	PAPER SIZE A4

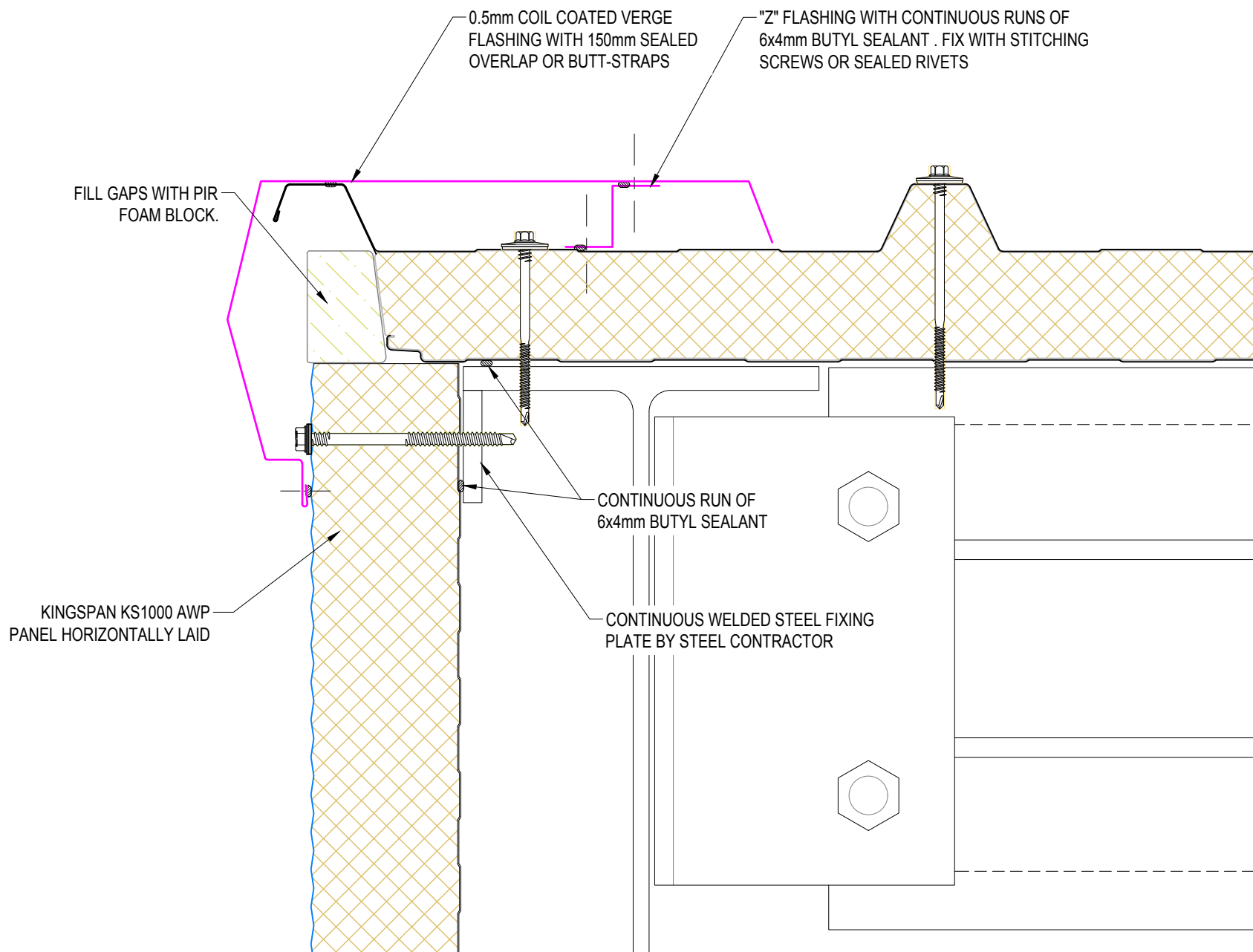
This document remains the property of Kingspan Ltd under copyright laws. Licence is granted to use this document and its contents in connection with Kingspan Ltd products only.  
©Kingspan Ltd

DO NOT SCALE. IF IN DOUBT ASK

New Zealand: Kingspan Ltd  
97 Montreal St  
Christchurch  
Tel: +64 (3) 260 5530  
Fax: +64 (3) 260 5539  
Freephone: 0800 121280  
email: info@kingspanpanels.co.nz  
www.kingspanpanels.co.nz



# AWP WALL VERGE DETAIL (RW FEMALE EDGE)



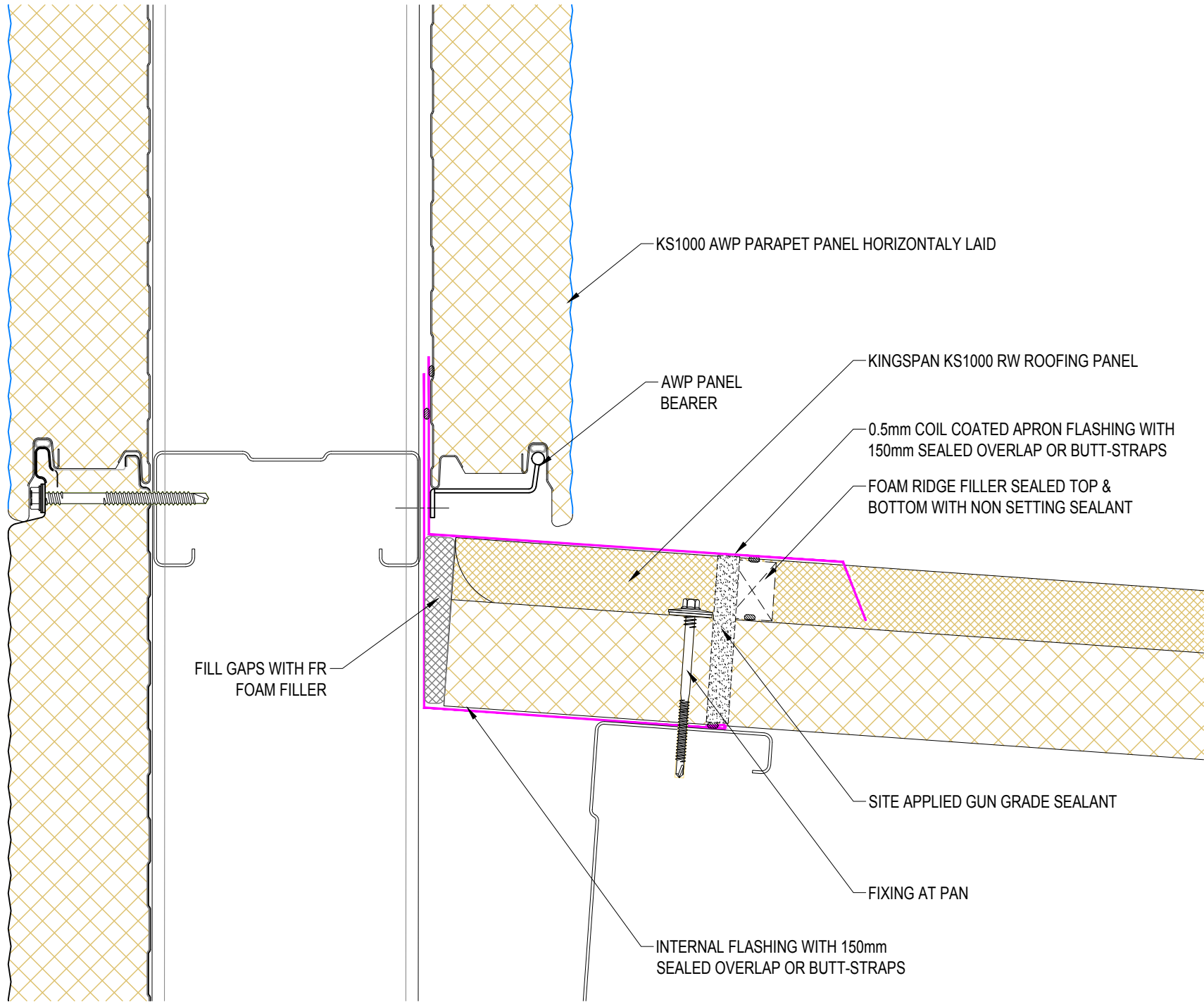
SYSTEM KS1000 AWP WALL HORIZONTAL_STD Q3 2015			
DESCRIPTION AWP WALL VERGE DETAIL (RW FEMALE EDGE)			
APPROVED BY -	DATE 22.12.15	REVISION -	
DRG REF: AWP_HS_20	SCALE 1:3	SHEET 1 of 1	PAPER SIZE A4

This document remains the property of Kingspan Ltd under copyright laws. Licence is granted to use this document and its contents in connection with Kingspan Ltd products only.  
©Kingspan Ltd

DO NOT SCALE. IF IN DOUBT ASK

New Zealand: Kingspan Ltd  
97 Montreal St  
Christchurch  
Tel: +64 (3) 260 5530  
Fax: +64 (3) 260 5539  
Freephone: 0800 121280  
email: info@kingspanpanels.co.nz  
www.kingspanpanels.co.nz

# AWP WALL SKILLION DETAIL (PANEL BEARER)



KS1000 AWP PARAPET PANEL HORIZONTALLY LAID

AWP PANEL BEARER

KINGSPAN KS1000 RW ROOFING PANEL

0.5mm COIL COATED APRON FLASHING WITH 150mm SEALED OVERLAP OR BUTT-STRAPS

FOAM RIDGE FILLER SEALED TOP & BOTTOM WITH NON SETTING SEALANT

FILL GAPS WITH FR FOAM FILLER

SITE APPLIED GUN GRADE SEALANT

FIXING AT PAN

INTERNAL FLASHING WITH 150mm SEALED OVERLAP OR BUTT-STRAPS

SYSTEM KS1000 AWP WALL HORIZONTAL_STD Q3 2015			
DESCRIPTION AWP WALL SKILLION DETAIL (PANEL BEARER)			
APPROVED BY -	DATE 22.12.15	REVISION -	
DRG REF: AWP_HS_21	SCALE 1:3	SHEET 1 of 1	PAPER SIZE A4

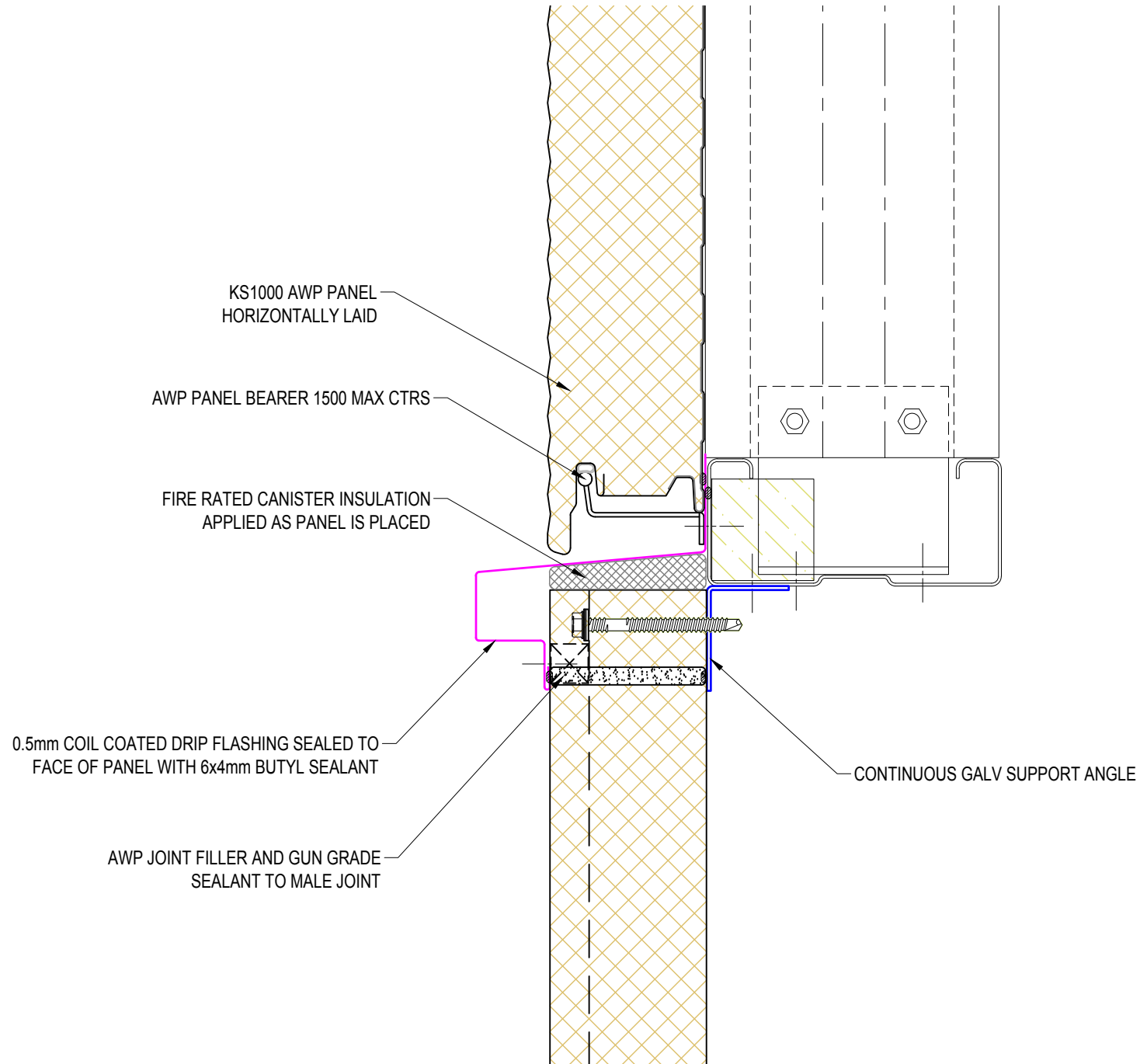
This document remains the property of Kingspan Ltd under copyright laws. Licence is granted to use this document and its contents in connection with Kingspan Ltd products only.  
©Kingspan Ltd

DO NOT SCALE. IF IN DOUBT ASK

New Zealand: Kingspan Ltd  
97 Montreal St  
Christchurch  
Tel: +64 (3) 260 5530  
Fax: +64 (3) 260 5539  
Freephone: 0800 121280  
email: info@kingspanpanels.co.nz  
www.kingspanpanels.co.nz

G:\Technical\current\Drawings\current 2013 Q3\AWP Wall Horizontal\KS1000 AWP Wall Horizontal\_Std Q3 2015.dwg, AWP\_HS\_Z2, 8/12/2015 10:37:56 a.m.

# KS1000 AWP WALL HORIZONTAL TO VERTICAL STACK JOINT DETAIL (PANEL BEARER)



SYSTEM			
KS1000 AWP WALL HORIZONTAL_STD Q3 2015			
DESCRIPTION			
KS1000 AWP WALL HORIZONTAL TO VERTICAL STACK JOINT DETAIL (PANEL BEARER)			
APPROVED BY	DATE	REVISION	
-	22.12.15	-	
DRG REF:	SCALE	SHEET	PAPER SIZE
AWP_HS_22	1:5	1 of 1	A4

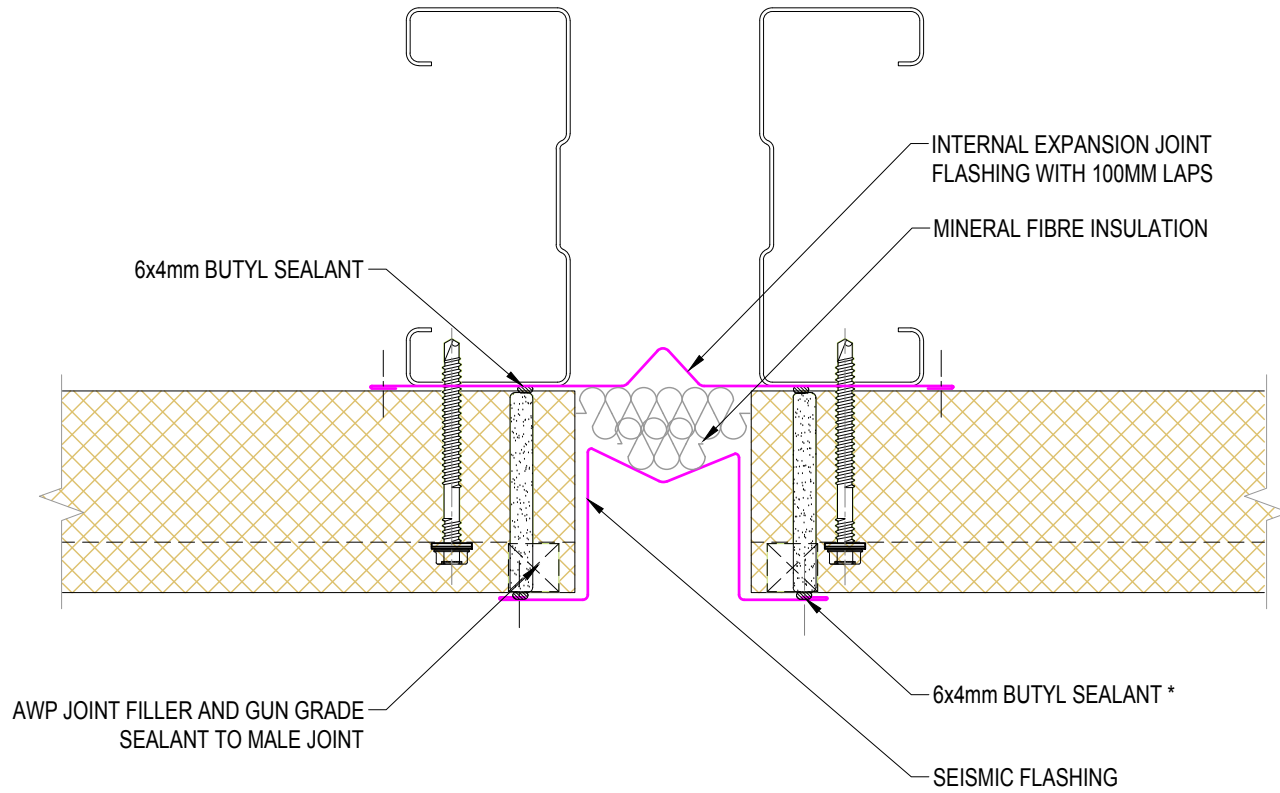
This document remains the property of Kingspan Ltd under copyright laws. Licence is granted to use this document and its contents in connection with Kingspan Ltd products only.  
©Kingspan Ltd

DO NOT SCALE. IF IN DOUBT ASK

New Zealand: Kingspan Ltd  
97 Montreal St  
Christchurch  
Tel: +64 (3) 260 5530  
Fax: +64 (3) 260 5539  
Freephone: 0800 121280  
email: [info@kingspanpanels.co.nz](mailto:info@kingspanpanels.co.nz)  
[www.kingspanpanels.co.nz](http://www.kingspanpanels.co.nz)



# KS1000 AWP WALL SEISMIC JOINT DETAIL



**Note:**  
Where flashings cross the WV (Wave) profile use 9 x 6mm thick PVC foam - Not 6x4mm diameter butyl rubber sealant

SYSTEM KS1000 AWP WALL HORIZONTAL_STD Q3 2015			
DESCRIPTION KS1000 AWP WALL SEISMIC JOINT DETAIL			
APPROVED BY -	DATE 26.08.16	REVISION 1	
DRG REF: AWP_HS_22 a	SCALE 1:2	SHEET 1 of 1	PAPER SIZE A4
This document remains the property of Kingspan Ltd under copyright laws. Licence is granted to use this document and its contents in connection with Kingspan Ltd products only. ©Kingspan Ltd			

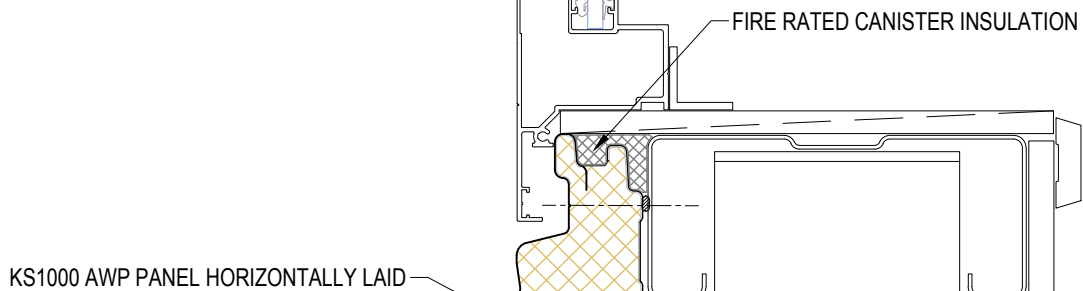
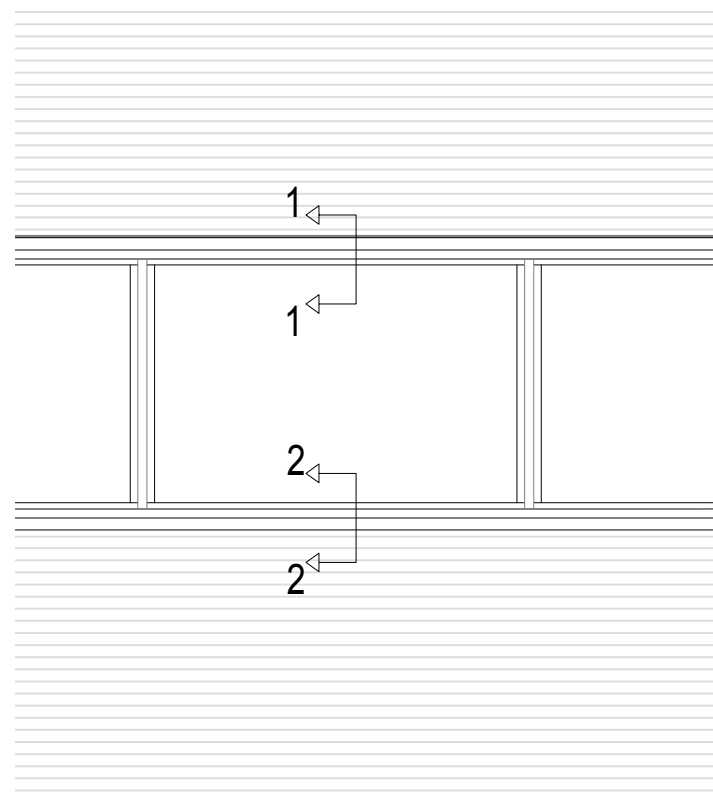
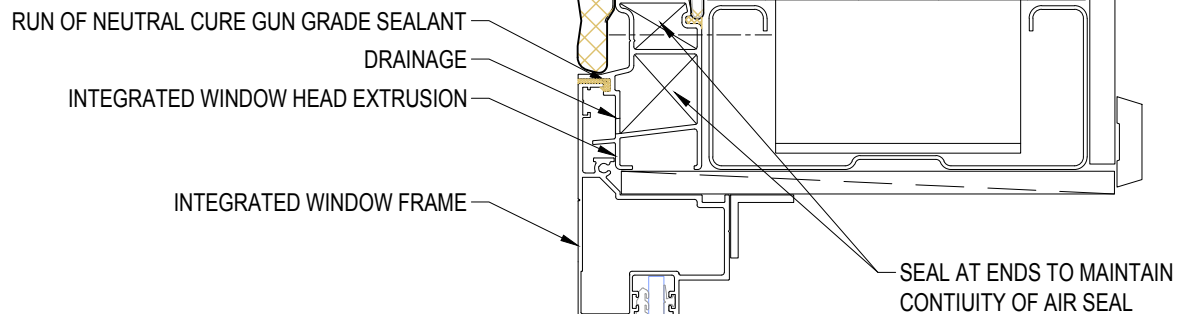
DO NOT SCALE. IF IN DOUBT ASK

New Zealand: Kingspan Ltd  
97 Montreal St  
Christchurch  
Tel: +64 (3) 260 5530  
Fax: +64 (3) 260 5539  
Freephone: 0800 121280  
email: info@kingspanpanels.co.nz  
www.kingspanpanels.co.nz



# AWP WALL: INTEGRATED HORIZONTAL WINDOW DETAIL - 50MM ONLY (VERTICAL SECTION)

(1)



(2)

SYSTEM KS1000 AWP WALL HORIZONTAL_STD Q3 2015			
DESCRIPTION AWP WALL: INTEGRATED HORIZONTAL WINDOW DETAIL - 50mm ONLY (VERTICAL SECTION)			
APPROVED BY -	DATE 22.12.15	REVISION -	
DRG REF: AWP_HS_23	SCALE 1:5	SHEET 1 of 1	PAPER SIZE A4

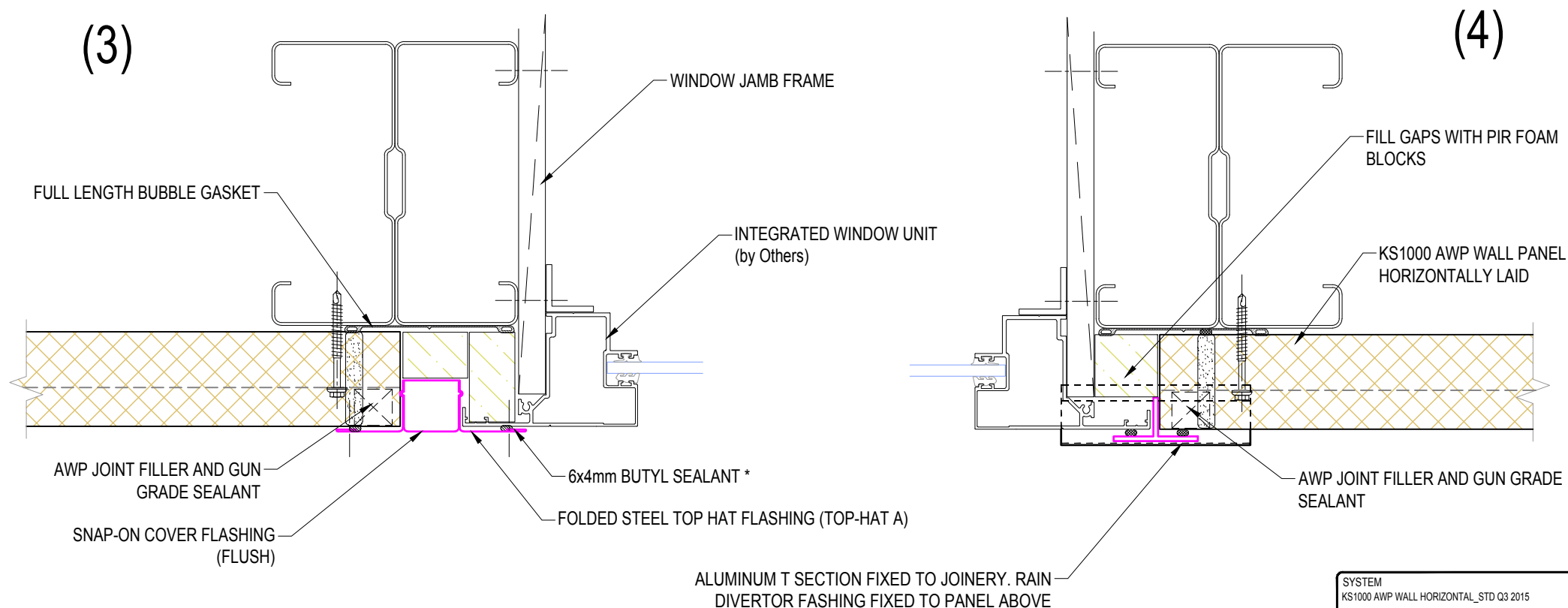
This document remains the property of Kingspan Ltd under copyright laws. Licence is granted to use this document and its contents in connection with Kingspan Ltd products only.  
©Kingspan Ltd

DO NOT SCALE. IF IN DOUBT ASK

New Zealand: Kingspan Ltd  
97 Montreal St  
Christchurch  
Tel: +64 (3) 260 5530  
Fax: +64 (3) 260 5539  
Freephone: 0800 121280  
email: info@kingspanpanels.co.nz  
www.kingspanpanels.co.nz

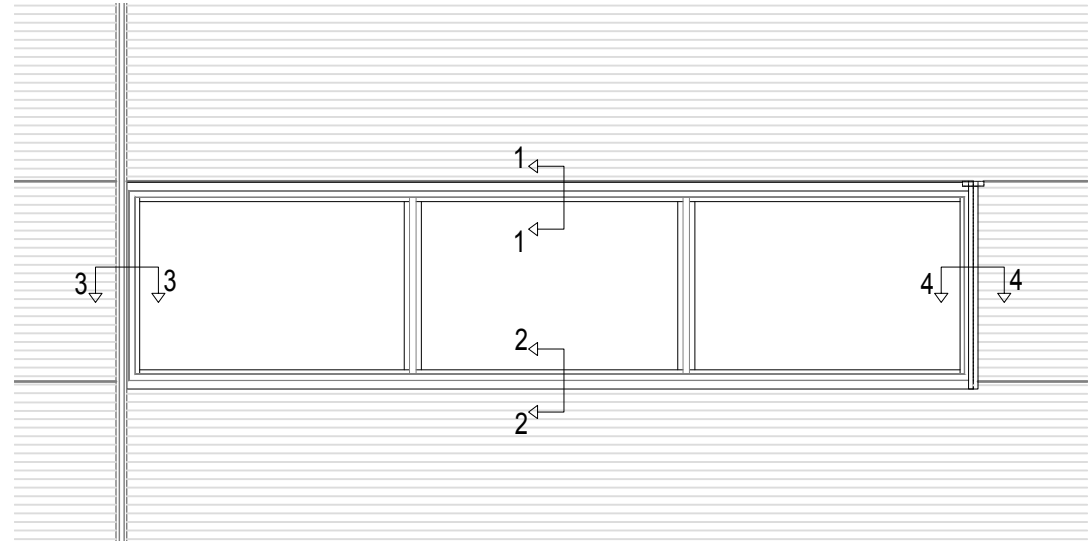


# AWP WALL PANEL: INTEGRATED HORIZONTAL WINDOW SECTION DETAIL - 50MM ONLY



G:\Technical\current\Drawings\current 2015 Q1\AWP Wall Horizontal\KS1000 AWP Wall Horizontal STD Q3 2015.dwg, AWP\_HS\_23a, 8/12/2016 10:37:56 a.m.

**Note:**  
Where flashings cross the WV (Wave) profile use 9 x 6mm thick PVC foam - Not 6x4mm diameter butyl rubber sealant



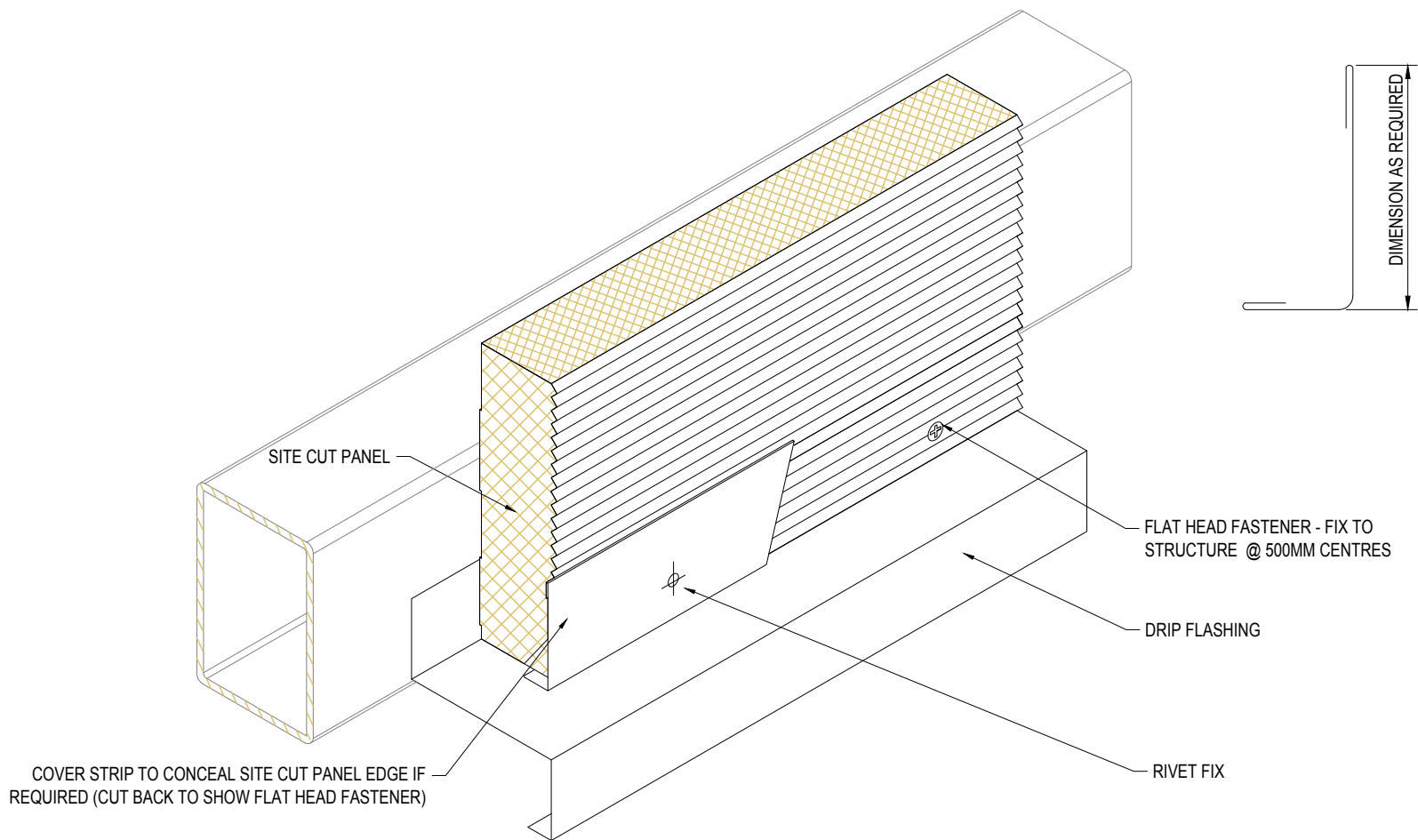
SYSTEM KS1000 AWP WALL HORIZONTAL STD Q3 2015			
DESCRIPTION AWP WALL PANEL: INTEGRATED HORIZONTAL WINDOW SECTION DETAIL - 50mm ONLY			
APPROVED BY -	DATE 22.12.15	REVISION -	
DRG REF: AWP_HS_23a	SCALE NTS	SHEET 1 of 1	PAPER SIZE A4

This document remains the property of Kingspan Ltd under copyright laws. Licence is granted to use this document and its contents in connection with Kingspan Ltd products only.  
©Kingspan Ltd

DO NOT SCALE. IF IN DOUBT ASK

New Zealand: Kingspan Ltd  
97 Montreal St  
Christchurch  
Tel: +64 (3) 260 5530  
Fax: +64 (3) 260 5539  
Freephone: 0800 121280  
email: info@kingspanpanels.co.nz  
www.kingspanpanels.co.nz

# SITE CUT PANEL DETAIL



SYSTEM KS1000 AWP WALL HORIZONTAL_STD Q3 2015			
DESCRIPTION SITE CUT PANEL DETAIL			
APPROVED BY -	DATE 22.12.15	REVISION -	
DRG REF: AWP_HS_24	SCALE NTS	SHEET 1 of 1	PAPER SIZE A4

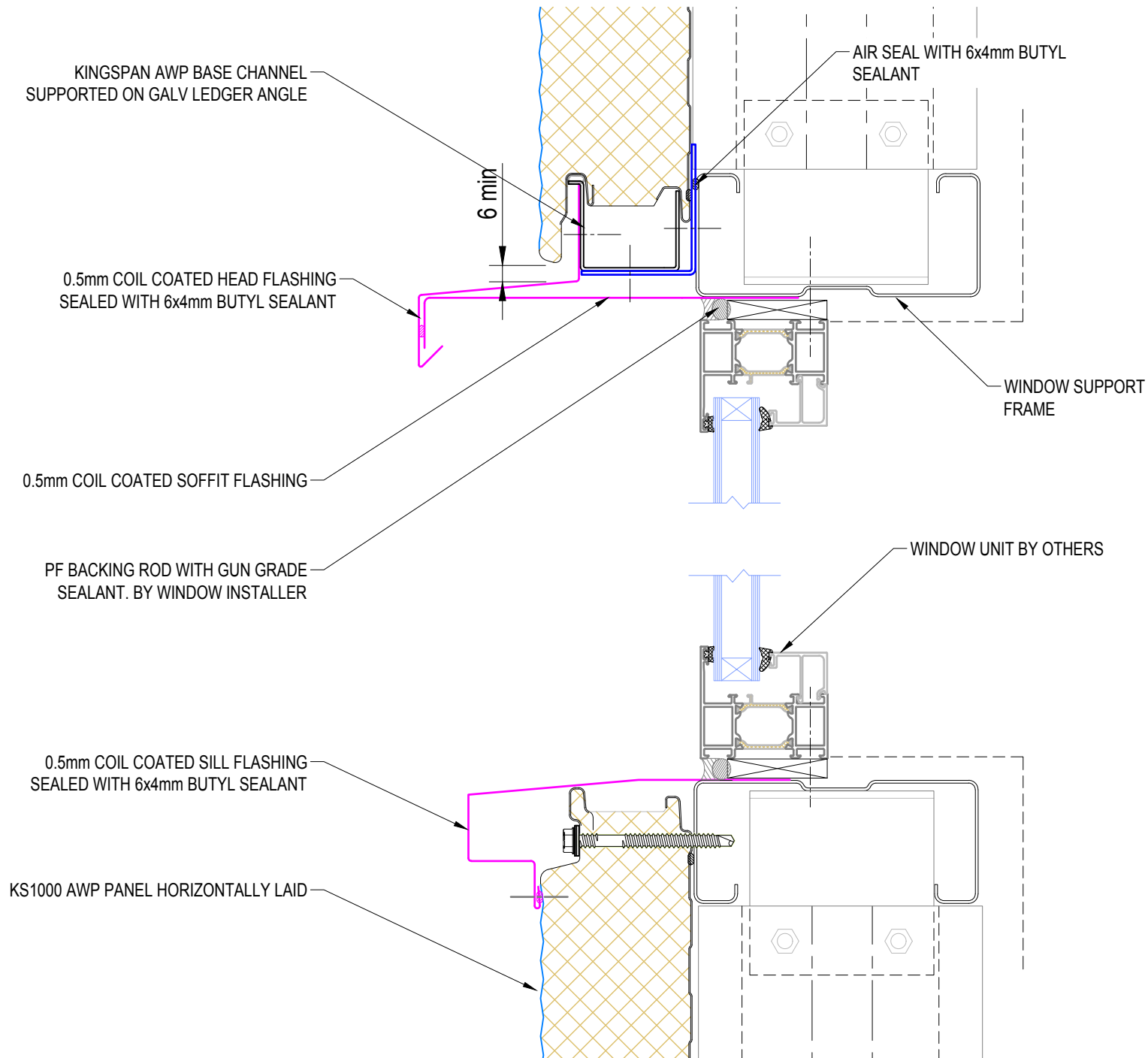
This document remains the property of Kingspan Ltd under copyright laws. Licence is granted to use this document and its contents in connection with Kingspan Ltd products only.  
©Kingspan Ltd

DO NOT SCALE. IF IN DOUBT ASK

New Zealand: Kingspan Ltd  
97 Montreal St  
Christchurch  
Tel: +64 (3) 260 5530  
Fax: +64 (3) 260 5539  
Freephone: 0800 121280  
email: info@kingspanpanels.co.nz  
www.kingspanpanels.co.nz

# AWP WALL WINDOW DETAIL (BASE CHANNEL)

G:\Technical\current\Drawings\current 2013 Q3\AWP Wall Horizontal\KS1000 AWP Wall Horizontal\_Std Q3 2015.dwg, AWP\_HS\_25, 8/12/2015 10:37:59 a.m.



SYSTEM KS1000 AWP WALL HORIZONTAL_STD Q3 2015			
DESCRIPTION AWP WALL WINDOW DETAIL (Base Channel)			
APPROVED BY -	DATE 22.12.15	REVISION -	
DRG REF: AWP_HS_25	SCALE 1:2	SHEET 1 of 1	PAPER SIZE A4

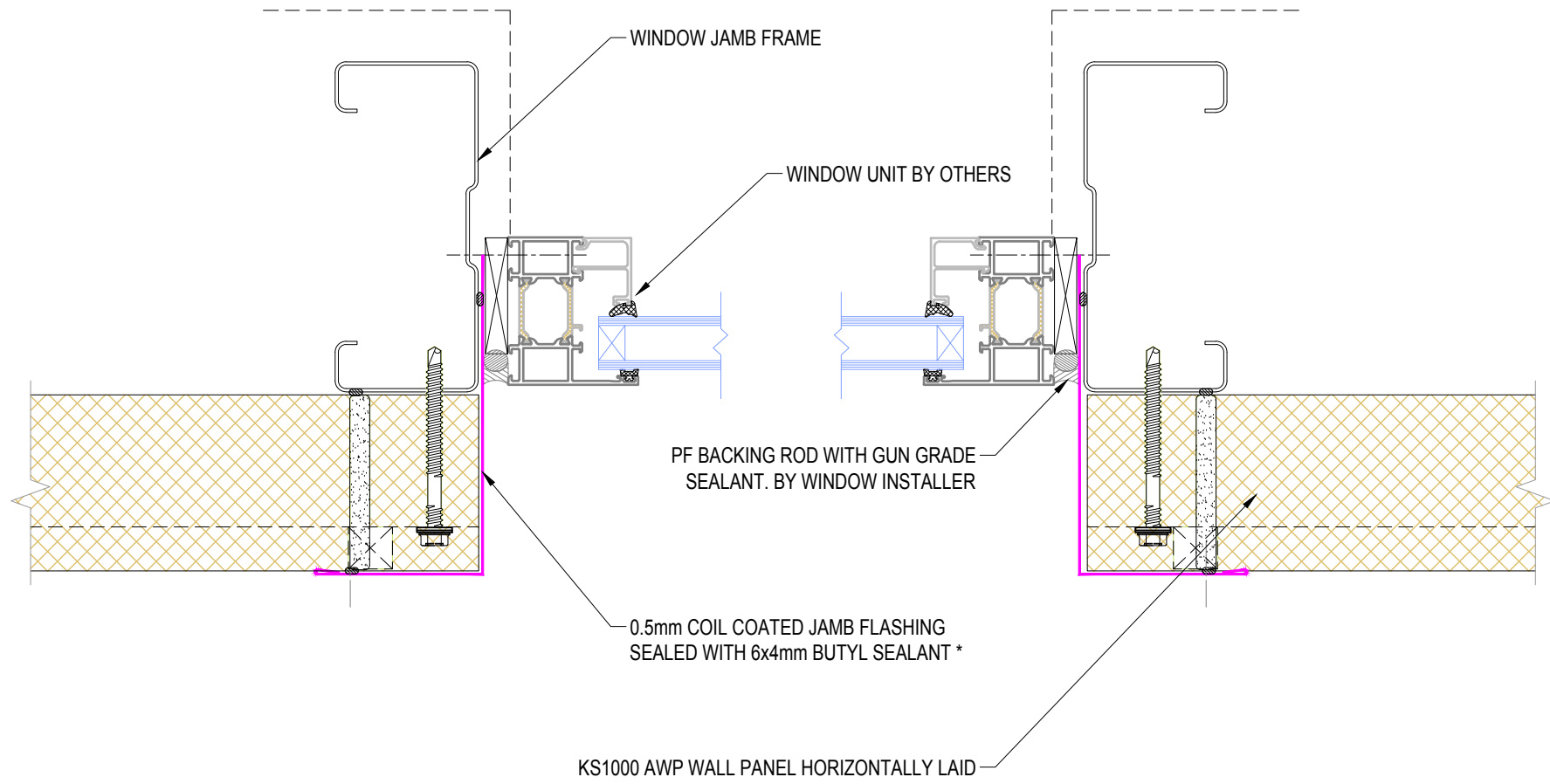
This document remains the property of Kingspan Ltd under copyright laws. Licence is granted to use this document and its contents in connection with Kingspan Ltd products only.  
©Kingspan Ltd

DO NOT SCALE. IF IN DOUBT ASK

New Zealand: Kingspan Ltd  
97 Montreal St  
Christchurch  
Tel: +64 (3) 260 5530  
Fax: +64 (3) 260 5539  
Freephone: 0800 121280  
email: info@kingspanpanels.co.nz  
www.kingspanpanels.co.nz



# AWP WALL WINDOW DETAIL (HORIZONTAL SECTION)



**Note:**  
 Where flashings cross the WV (Wave) profile use 9 x 6mm thick PVC foam - Not 6x4mm diameter butyl rubber sealant

<b>SYSTEM</b> KS1000 AWP WALL HORIZONTAL_STD Q3 2015			
<b>DESCRIPTION</b> AWP WALL WINDOW DETAIL (horizontal section)			
<b>APPROVED BY</b> -	<b>DATE</b> 26.08.16	<b>REVISION</b> 1	
<b>DRG REF:</b> AWP_HS_25a	<b>SCALE</b> 1:2	<b>SHEET</b> 1 of 1	<b>PAPER SIZE</b> A4

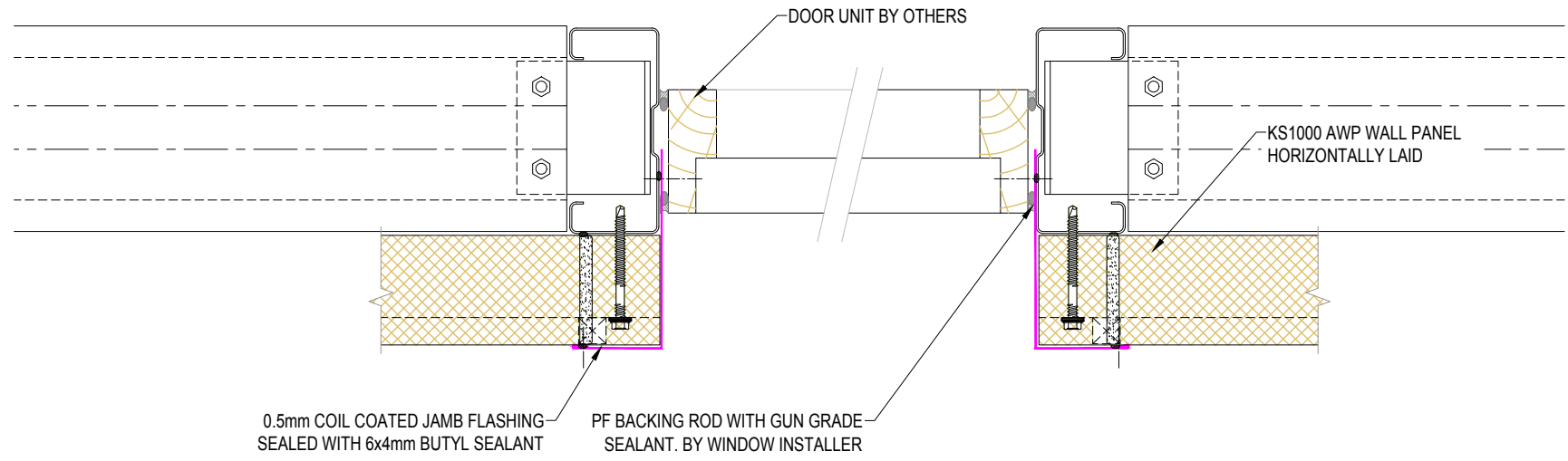
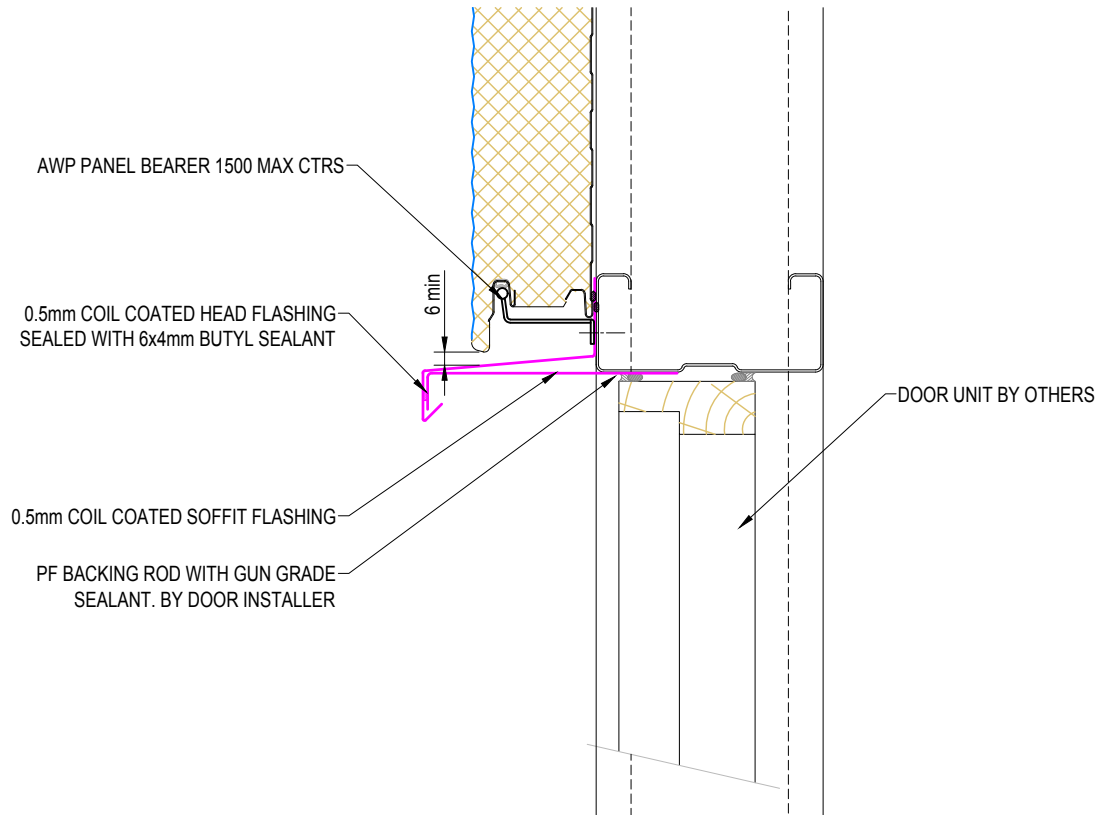
This document remains the property of Kingspan Ltd under copyright laws. Licence is granted to use this document and its contents in connection with Kingspan Ltd products only.  
 ©Kingspan Ltd

DO NOT SCALE. IF IN DOUBT ASK

New Zealand: Kingspan Ltd  
 97 Montreal St  
 Christchurch  
 Tel: +64 (3) 260 5530  
 Fax: +64 (3) 260 5539  
 Freephone: 0800 121280  
 email: info@kingspanpanels.co.nz  
 www.kingspanpanels.co.nz

# AWP WALL PERSONNEL DOOR DETAIL (PANEL BEARER)

G:\Tech\tech-current\Drawings\current 2013 Q3\AWP Wall Horizontal\KS1000 AWP Wall Horizontal\_Std Q3 2015.dwg, AWP\_HS\_26, 6/12/2016 10:38:01 a.m.

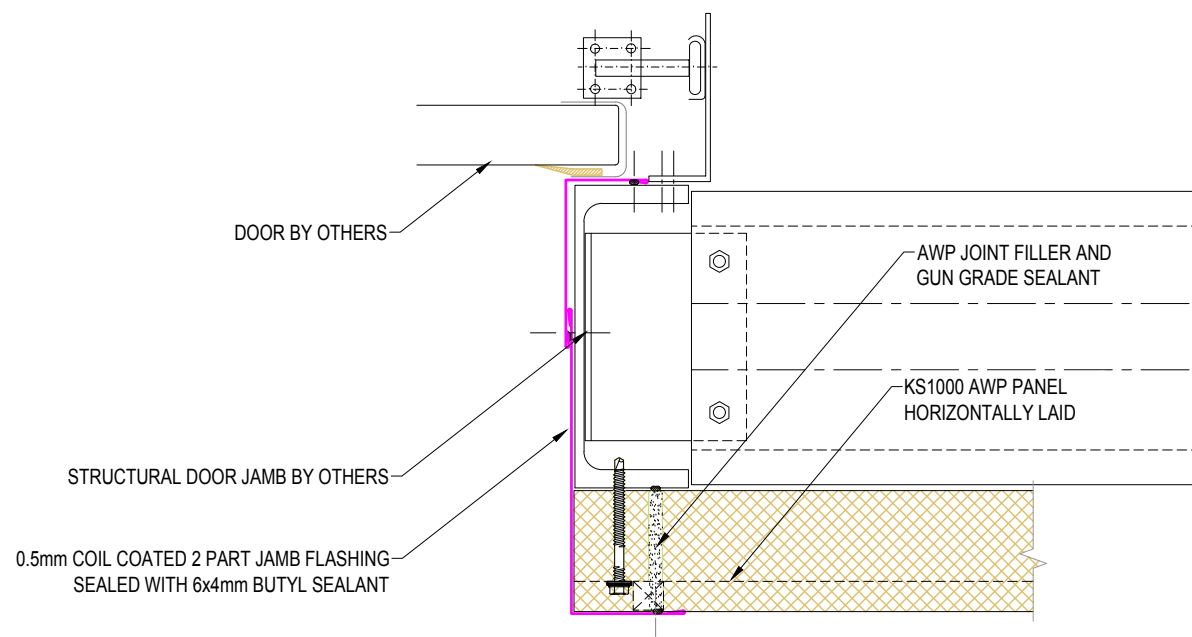
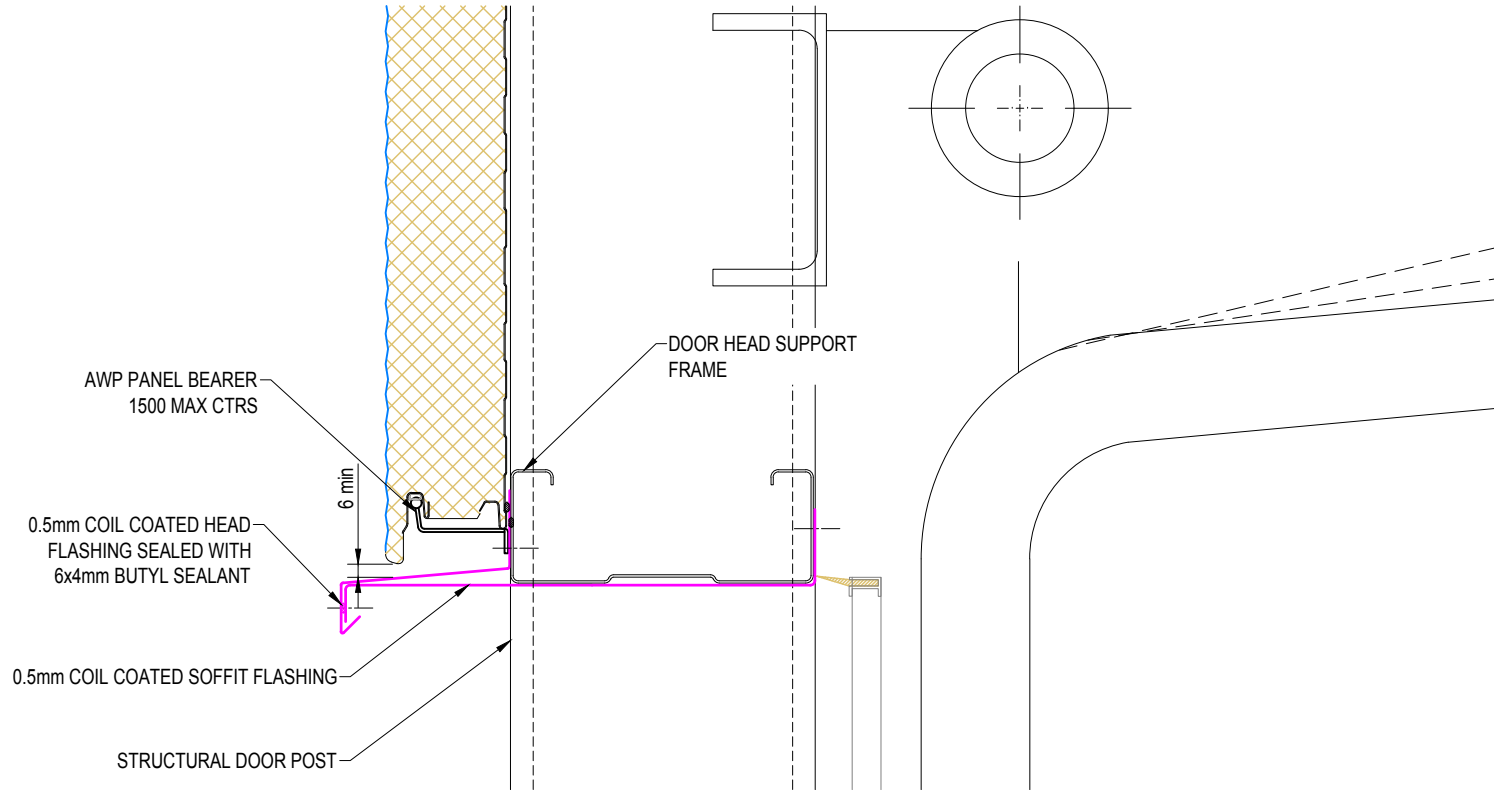


SYSTEM			
KS1000 AWP WALL HORIZONTAL_STD Q3 2015			
DESCRIPTION			
AWP WALL PERSONNEL DOOR DETAIL (PANEL BEARER)			
APPROVED BY	DATE	REVISION	
-	22.12.15	-	
DRG REF:	SCALE	SHEET	PAPER SIZE
AWP_HS_26	1:5	1 of 1	A4
This document remains the property of Kingspan Ltd under copyright laws. Licence is granted to use this document and its contents in connection with Kingspan Ltd products only. ©Kingspan Ltd			

DO NOT SCALE. IF IN DOUBT ASK

New Zealand: Kingspan Ltd  
 97 Montreal St  
 Christchurch  
 Tel: +64 (3) 260 5530  
 Fax: +64 (3) 260 5539  
 Freephone: 0800 121280  
 email: info@kingspanpanels.co.nz  
 www.kingspanpanels.co.nz

# AWP WALL OVER HEAD DOOR DETAIL (PANEL BEARER)



SYSTEM KS1000 AWP WALL HORIZONTAL_STD Q3 2015			
DESCRIPTION AWP WALL OVER HEAD DOOR DETAIL (Panel Bearer)			
APPROVED BY -	DATE 22.12.15	REVISION -	
DRG REF: AWP_HS_27	SCALE 1:5	SHEET 1 of 1	PAPER SIZE A4

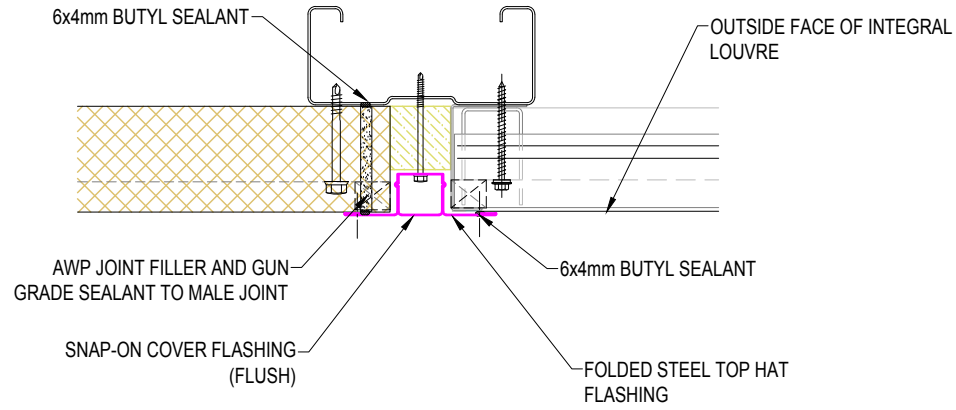
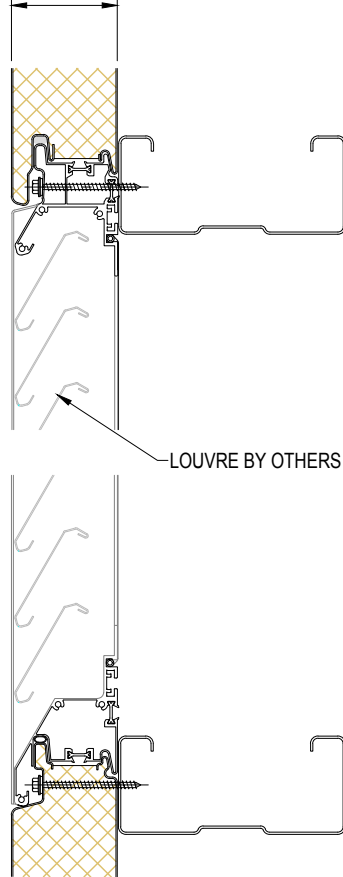
This document remains the property of Kingspan Ltd under copyright laws. Licence is granted to use this document and its contents in connection with Kingspan Ltd products only.  
©Kingspan Ltd

DO NOT SCALE. IF IN DOUBT ASK

New Zealand: Kingspan Ltd  
97 Montreal St  
Christchurch  
Tel: +64 (3) 260 5530  
Fax: +64 (3) 260 5539  
Freephone: 0800 121280  
email: info@kingspanpanels.co.nz  
www.kingspanpanels.co.nz

# AWP WALL INTEGRATED LOUVRE DETAIL

KINGSPAN AWP 50mm PANEL



SYSTEM KS1000 AWP WALL HORIZONTAL_STD Q3 2015			
DESCRIPTION AWP WALL INTEGRATED LOUVRE DETAIL			
APPROVED BY -	DATE 22.12.15	REVISION -	
DRG REF: AWP_HS_28	SCALE 1:5	SHEET 1 of 1	PAPER SIZE A4

This document remains the property of Kingspan Ltd under copyright laws. Licence is granted to use this document and its contents in connection with Kingspan Ltd products only.  
©Kingspan Ltd

DO NOT SCALE. IF IN DOUBT ASK

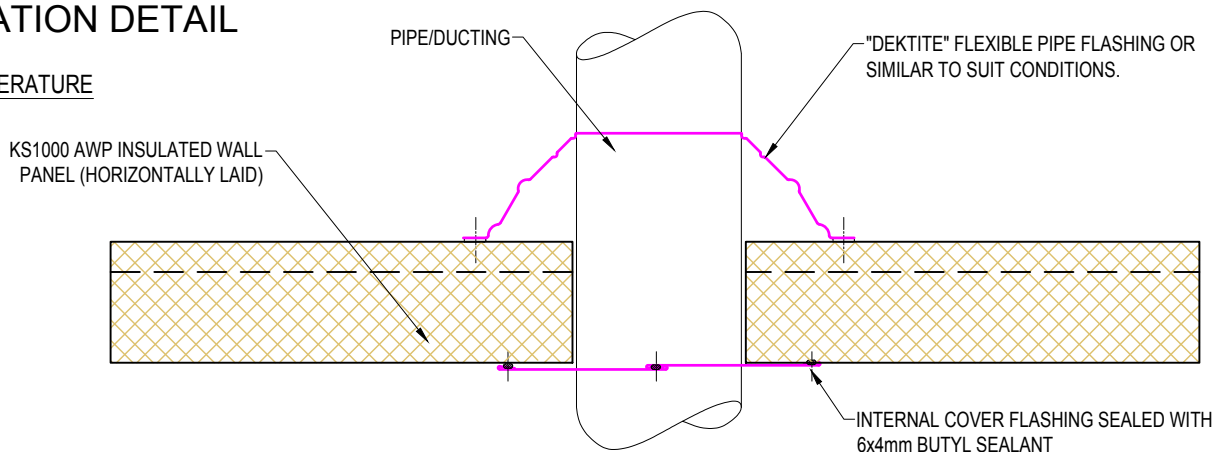
New Zealand: Kingspan Ltd  
97 Montreal St  
Christchurch  
Tel: +64 (3) 260 5530  
Fax: +64 (3) 260 5539  
Freephone: 0800 121280  
email: info@kingspanpanels.co.nz  
www.kingspanpanels.co.nz



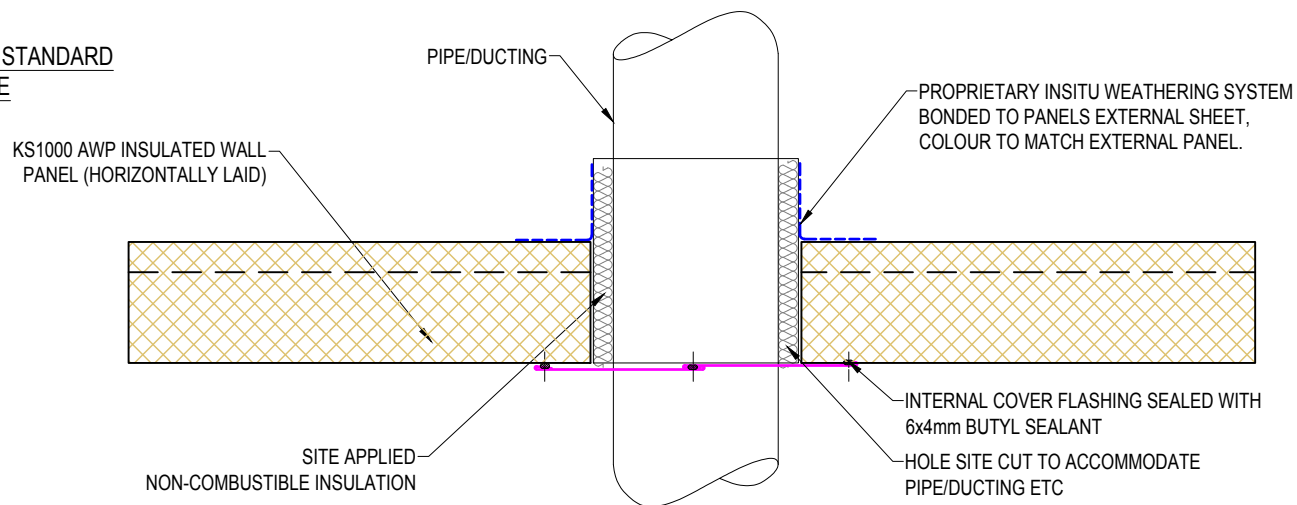
G:\Technical\current\Drawings\current 2013 Q3\AWP Wall Horizontal\KS1000 AWP Wall Horizontal\_Std Q3 2015.dwg, AWP\_HS\_29, 6/12/2016 10:38:03 a.m.

# AWP WALL PENETRATION DETAIL

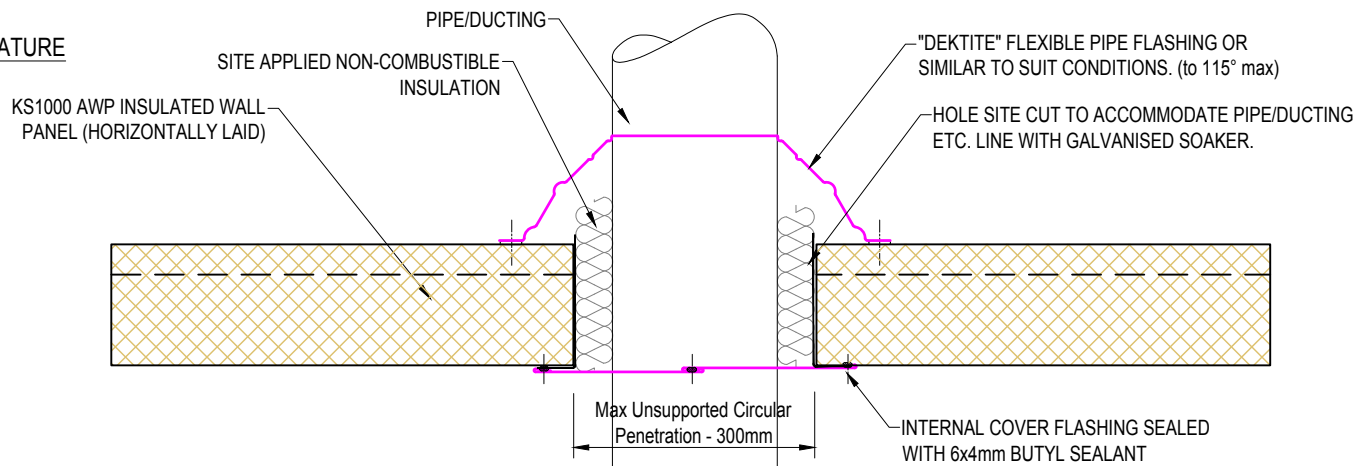
## STANDARD TEMPERATURE



## ALTERNATIVE STANDARD TEMPERATURE



## HIGH TEMPERATURE



SYSTEM KS1000 AWP WALL HORIZONTAL_STD Q3 2015			
DESCRIPTION AWP WALL PENETRATION DETAIL			
APPROVED BY -	DATE 22.12.15	REVISION -	
DRG REF: AWP_HS_29	SCALE 1:5	SHEET 1 of 1	PAPER SIZE A4

This document remains the property of Kingspan Ltd under copyright laws. Licence is granted to use this document and its contents in connection with Kingspan Ltd products only.  
©Kingspan Ltd

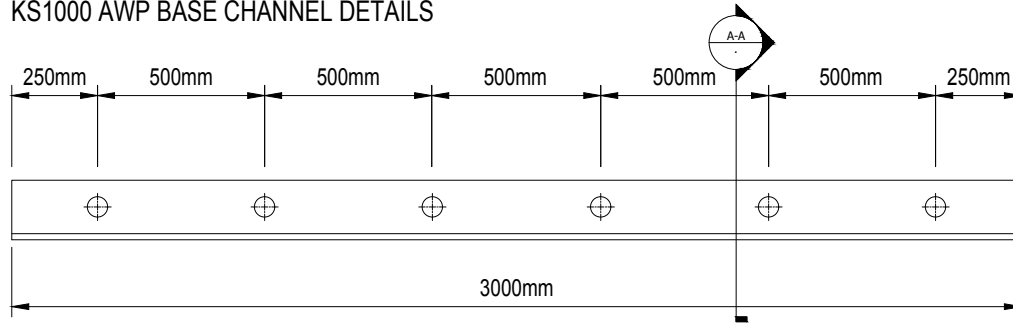
DO NOT SCALE. IF IN DOUBT ASK

New Zealand: Kingspan Ltd  
97 Montreal St  
Christchurch  
Tel: +64 (3) 260 5530  
Fax: +64 (3) 260 5539  
Freephone: 0800 121280  
email: info@kingspanpanels.co.nz  
www.kingspanpanels.co.nz



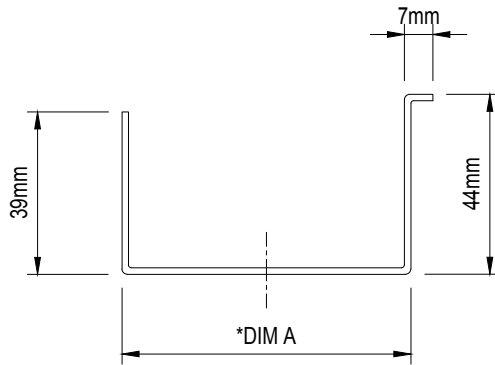
# AWP WALL BASE CHANNEL SUPPORT DETAIL

## KS1000 AWP BASE CHANNEL DETAILS

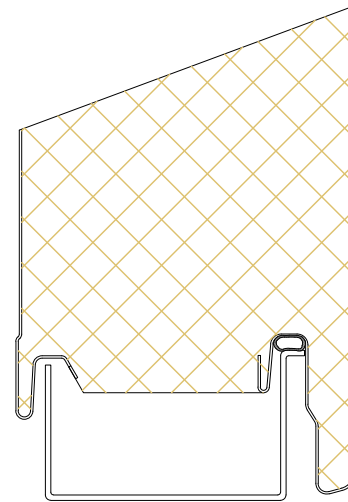


PLAN OF CHANNEL AND FIXING

POSITIONS



CROSS SECTION A-A



RELATION WITH PANEL

Available panel thicknesses	Dim "A"	Product code
50 AWP	21mm	BC 50
80 AWP	51mm	BC 80
100 AWP	71mm	BC 100
140 AWP	111mm	BC 140

**NOTE :** ABOVE DIMENSIONS ARE THEORETICAL, ACTUAL DIMENSIONS WILL VARY DUE TO MANUFACTURING TOLERANCES.  
ALL DIMENSIONS ABOVE ARE IN MILLIMETERS.

BASE CHANNEL FIXED AT MAX 500mm CENTRES AS SHOWN ABOVE.  
BASE CHANNEL TO BE CONTINUOUS AND SILICONE SEALED WHERE JOINTED.

**MATERIAL :** 1.6mm THICK GALVANIZED STEEL

SYSTEM KS1000 AWP WALL HORIZONTAL_STD Q3 2015			
DESCRIPTION AWP WALL BASE CHANNEL SUPPORT DETAIL			
APPROVED BY -	DATE 22.12.15	REVISION -	
DRG REF: AWP_HS_30	SCALE N.T.S	SHEET 1 of 1	PAPER SIZE A4


This document remains the property of Kingspan Ltd under copyright laws. Licence is granted to use this document and its contents in connection with Kingspan Ltd products only.  
©Kingspan Ltd

DO NOT SCALE. IF IN DOUBT ASK

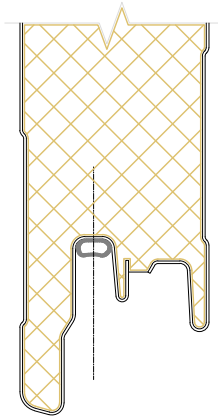
New Zealand: Kingspan Ltd  
97 Montreal St  
Christchurch  
Tel: +64 (3) 260 5530  
Fax: +64 (3) 260 5539  
Freephone: 0800 121280  
email: info@kingspanpanels.co.nz  
www.kingspanpanels.co.nz



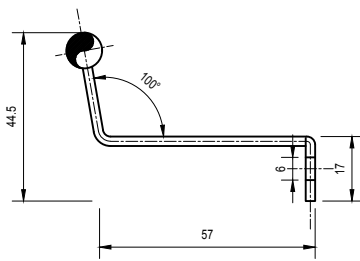
# AWP WALL PANEL BEARER DETAIL



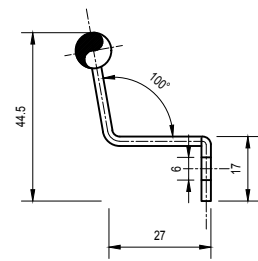
KS1000 AWP 50mm  
FEMALE JOINT



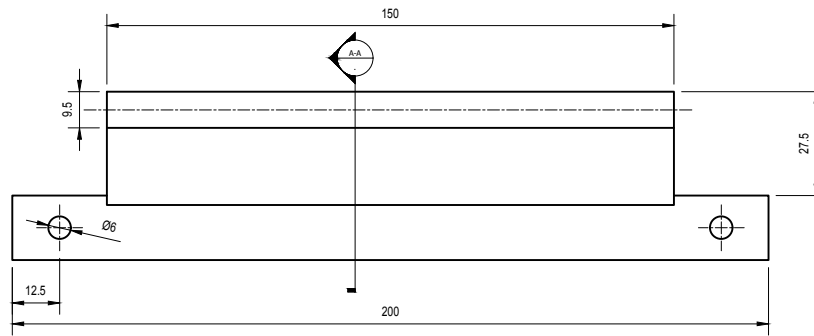
KINGSPAN 50mm & 80mm AUSTRALIAN  
AWP PANEL BEARER DETAILS



SECTION A-A (80mm AWP)



SECTION A-A (50mm AWP)



ALL DIMENSIONS IN MILLIMETRES  
PANEL BEARER FIXING CENTRES 1500 mm MAX  
ONE NUMBER PANEL BEARER LOCATED AT EACH END OF PANEL

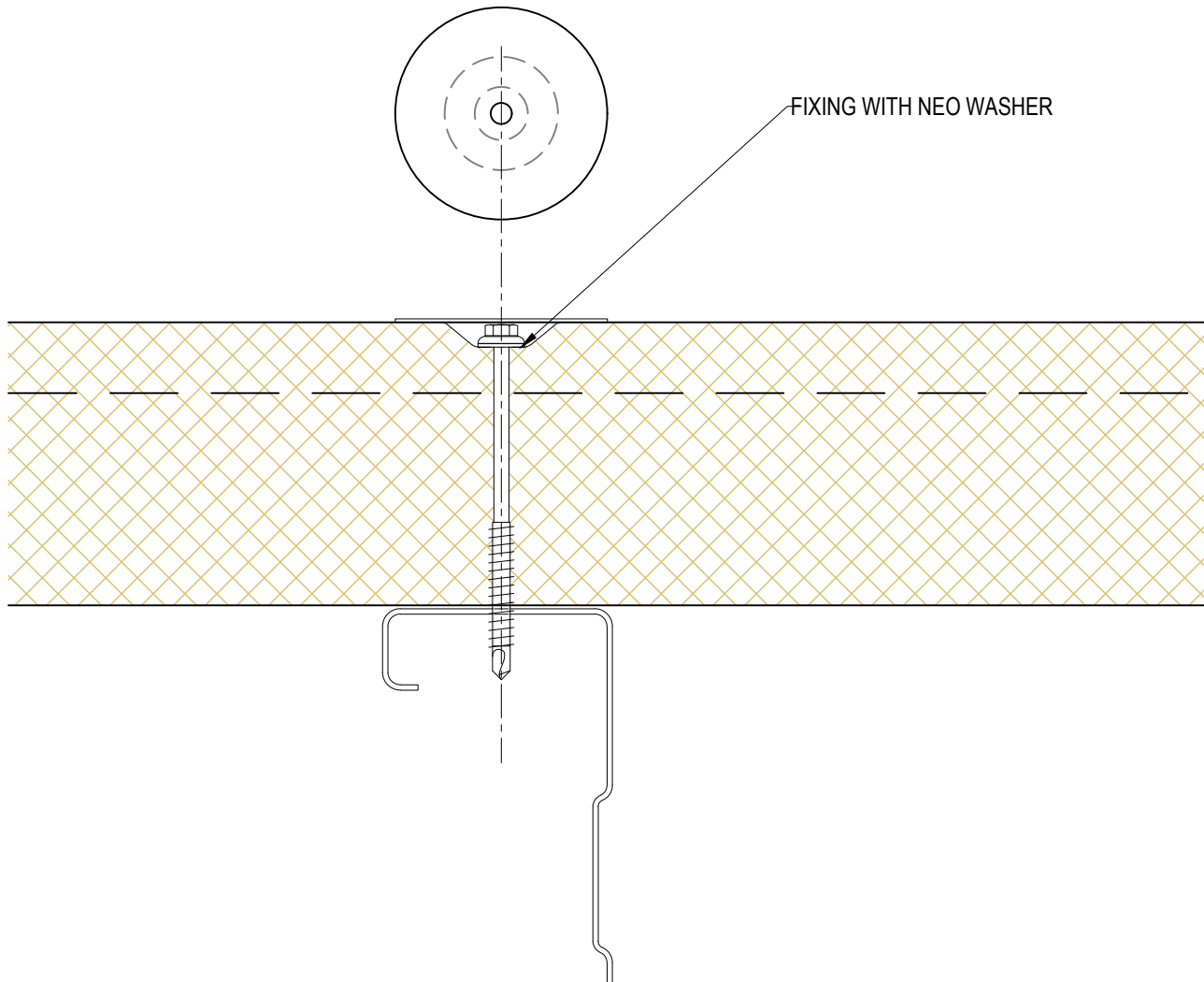
SYSTEM KS1000 AWP WALL HORIZONTAL_STD Q3 2015			
DESCRIPTION AWP WALL PANEL BEARER DETAIL			
APPROVED BY -	DATE 22.12.15	REVISION -	
DRG REF: AWP_HS_30a	SCALE 1:2	SHEET 1 of 1	PAPER SIZE A4

This document remains the property of Kingspan Ltd under copyright laws. Licence is granted to use this document and its contents in connection with Kingspan Ltd products only.  
©Kingspan Ltd

DO NOT SCALE. IF IN DOUBT ASK

New Zealand: Kingspan Ltd  
97 Montreal St  
Christchurch  
Tel: +64 (3) 260 5530  
Fax: +64 (3) 260 5539  
Freephone: 0800 121280  
email: info@kingspanpanels.co.nz  
www.kingspanpanels.co.nz

# AWP WALL RECESSED WASHER DETAIL (RECW09G)



SYSTEM KS1000 AWP WALL HORIZONTAL_STD Q3 2015			
DESCRIPTION AWP WALL RECESSED WASHER DETAIL (RECW09G)			
APPROVED BY -	DATE 22.12.15	REVISION -	
DRG REF: AWP_HS_31	SCALE 1:2	SHEET 1 of 1	PAPER SIZE A4

This document remains the property of Kingspan Ltd under copyright laws. Licence is granted to use this document and its contents in connection with Kingspan Ltd products only.  
©Kingspan Ltd

DO NOT SCALE. IF IN DOUBT ASK

New Zealand: Kingspan Ltd  
97 Montreal St  
Christchurch  
Tel: +64 (3) 260 5530  
Fax: +64 (3) 260 5539  
Freephone: 0800 121280  
email: info@kingspanpanels.co.nz  
www.kingspanpanels.co.nz

