

CONTOUR

Balustrade and Fencing Systems



The perfect choice
to complete your home



WINDOWS & DOORS

Contour Balustrade and Fencing Systems

Contour balustrading and fencing is your most extensive range available and is the perfect choice to complete decks, balconies, staircases and for fencing off pools or sections. It offers a range of finishes, styles, and the benefits of strength, safety and longevity.

Aluminium Fencing

Aluminium fencing is a practical addition to any house. It is a modular, stylish, economic and easy to install system.

This is a comprehensive range of aluminium modular fencing. With many different designs of fence panels and a variety of cap, base and post features.

This modular fencing is suitable for a wide range of applications and is ideal for perimeter fencing for keeping children and pets in and unwanted intruders out.

There are two standard heights 1.2 m for surface mount applications and 1.6m for concrete or face fix applications.

There is a range of bases and caps for these posts.

The standard module is 2.5m long and there is a range of baluster configurations and baluster caps for you to choose from.

Pool Fencing

With pool fencing comes requirements further performance and regulations that must be met. Both the frameless glass balustrade and aluminium fencing ranges are ideal for this application.

Pool fencing must be a minimum of 1.2m in height from the ground. It must not have a gap larger than 100mm beneath it or a baluster further than 100mm apart.

Pool gates also have specific requirements. Gates must open away from the pool and must be self closing. If the latch is on the outside of the gate it must be 1.5m from the ground and if the latch is on the inside of the gate it must be 1.2m from the ground.

The frameless glass balustrades offer a very sleek and stylish finish to any pool area. The range of stainless steel patch fitting hardware which is available in either satin or polished finishes allows for the inclusion of gates suitable for the use around pool areas as well as any other gate application you may have.

The aluminium fencing is a highly cost effective addition to a pool area. The aluminium fencing gate is a standard 1.2m wide module that has all the same design flexibility of its posts and balusters as the fencing itself. When fitted with a child proof gate latch this too becomes suitable for use around pool areas as well as any other gate application you may have.



◀ Pool Fencing

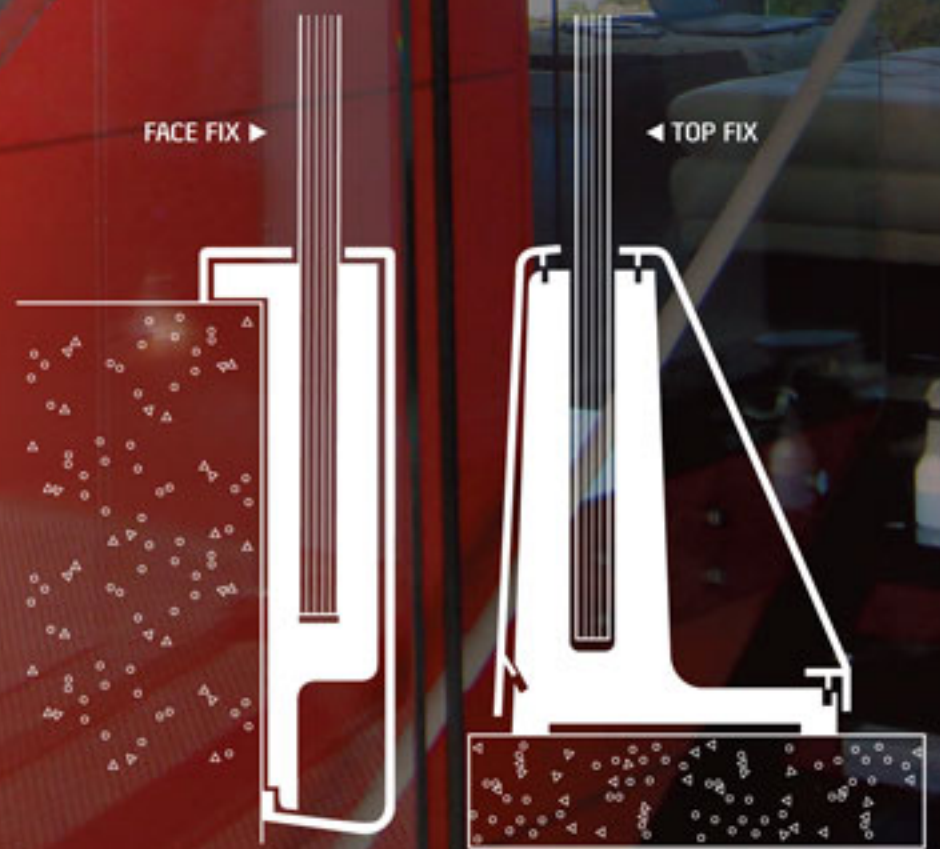
Frameless Glass Balustrade

For the ultra sleek and ultra modernist look and feel consider the range of frameless glass options suitable for internal and external applications which utilise toughened safety glass.



FACE FIX ▶

◀ TOP FIX





● Silver Bullets

- ▶ Can be fixed to either timber or concrete
- ▶ Can be core fixed, face fixed or top fixed
- ▶ Can accommodate 12mm glass only
- ▶ Stainless steel finish

● Face Fix Stand off Pins

- ▶ Can be fixed to timber, concrete or steel
- ▶ Ideal for interior or exterior applications
- ▶ Can accommodate 12mm, 15mm or 19mm toughened safety glass
- ▶ Stainless steel or anodised finish.

Face Fix Continuous Channel Groutless

- ▶ Can be fixed to either timber or concrete
- ▶ Can accommodate either 12mm or 15mm glass or toughened safety glass depending on application.
- ▶ Can accommodate a range of hand rails or can simply be left as a frameless system.
- ▶ Powder coat or anodised finish.

Top Fix Continuous Channel Groutless

- ▶ Can be fixed to either timber or concrete
- ▶ Can accommodate either 12mm or 15mm glass or toughened safety glass depending on application.
- ▶ Can accommodate a range of hand rails or can simply be left as a frameless system.
- ▶ Powder coat or anodised finish.

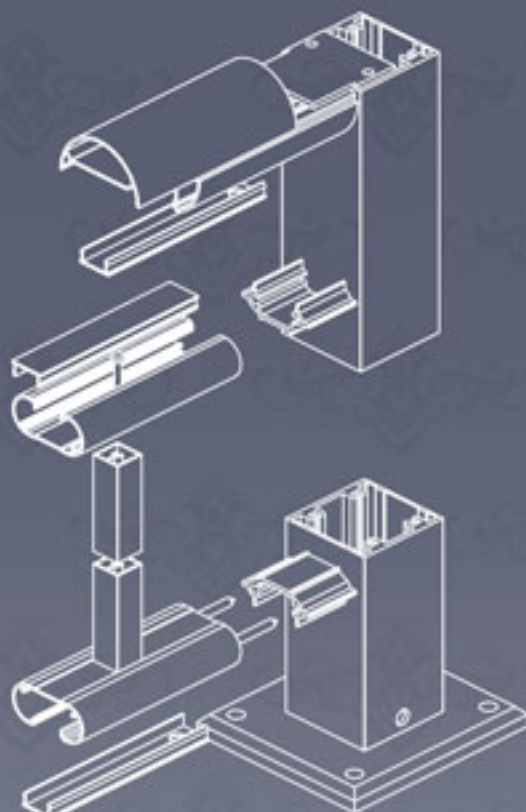
Aluminium Post Balustrade

There are three primary options of aluminium balustrade systems

- 1 The **projecting post** is a style where the vertical is expressed. The posts carry past the top of the hand rail.
 - This is a very simple system to manufacture in sections
 - It can be core fixed, top mounted or face fixed.
 - It can accommodate a range of rail only and infill options ranging from bottom rail only to split rail and vertical aluminium balusters through to glass or mesh infill.

- 2 The **continuous top rail** is a style that accentuates the horizontal. The posts run up to and are capped by the hand rail.
 - This system requires slightly more time and effort to install.
 - It can be core fixed, top mounted or face fixed.
 - It can accommodate a range of rail and infill options ranging from bottom rail only to split rail and vertical aluminium balustrades through to glass or mesh infill.

- 3 The **post only** is a style that expresses the vertical yet is very similar to frameless glass balustrades. The posts have the glass fixed to them via tabs.
 - This system requires slightly more time and effort to install.
 - It can be core fixed, top mounted or face fixed.
 - It can accommodate a range of rail and infill options ranging front bottom rail only to split rail and vertical aluminium balusters through to glass or mesh infill.



Aluminium Post Balustrade ▶





Finish Options

Powder Coat

Powder coat is the most common finish for aluminium today. For standard residential applications this is applied to a minimum 60 micron thickness but can be increased up to 80 microns for more unforgiving environments.

There is a D1010 warranty of the top 40 standard colours. This provides a 10 year warranty on colour and a 10 year warranty on film integrity regardless of the environment in New Zealand.

Anodising

Anodising is available in 6 colours. The quality and longevity of the anodise finish is dependent on the thickness of the oxide layer and the environment it is going into. The standard for balustrade and fencing is 20 micron with 25 micron also available for more unforgiving environments.

Mist Anodise

Mist anodise comes in exactly the same colours as standard anodise and has the same performance parameters but is a new stylish and modern finish.

Eurocote

Eurocote is a new and unique finish that provides all the same performance benefits of powder coat and is available in a range of wood grain finishes.


Performance

All the balustrade systems have been designed to meet the relevant New Zealand standards and elements of the building code. The relevant PSI's to NZS 1170 are available upon application. You will more than likely need this for your local council.


Glazing Options

The minimum thickness glass you are allowed to use in conjunction with these balustrade systems is 12mm safety glass. Safety glass can be either toughened glass or toughened laminate glass. There is a large range of glass finishes which you can also use. These range from coloured or frosted glass as well as standard clear glass.


Metal Options




Projecting Post



Continuous Top Rail



Round Bottom Rail



Split Top Rail

Glass Options



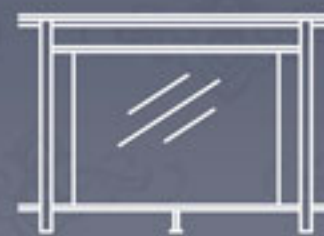
Projecting Post



Continuous Top Rail



Round Bottom Rail



Split Top Rail



FUTURE-PROOF BUILDING

Consider the following features to help you to make responsible, cost effective decisions when choosing your balustrade.



Quality Assurance

Quality assurance is a must. All of our balustrade and fencing systems have been tested to and meet all the relevant New Zealand Standards. However quality assurance cannot just stop there. All the manufacturers and installers of our balustrades and fences are members of the Window Association of New Zealand and due to changes in technology and building methods they are continuously improving their manufacturing practices.



Life Cycle Costing

Cost is always a challenge when building. The life cycle cost of aluminium is excellent, aluminium has tremendous longevity and is very low maintenance. Future proofing is important when considering the life cycle of your balustrade and fencing requirements.

Your local supplier of Contour is:

CONTOUR

Balustrade and Fencing Systems

Contour is an Aluminium Systems product. Aluminium Systems NZ Ltd,
3 Timaru Place, Mt Wellington, PO Box 51075, Pakuranga, Auckland, New Zealand
Phone: +64-9-574 2900, Fax: +64-9-574 2901, www.aslnz.co.nz

Contour is manufactured by suppliers of Fairview Windows & Doors and Elite Windows & Doors. This brochure is indicative of Contour Range of balustrade and fencing that have been manufactured and installed into homes throughout New Zealand. This brochure is a general guide only and should not be treated as a substitute for detailed technical advice in relation to individual circumstances. Aluminium Systems Ltd disclaims any liability for any loss or damage suffered from the use of such data. Some pictures in this brochure show Contour used in conjunction with other Aluminium Systems Products. Please check with your Fairview Window & Doors or Elite Window & Doors manufacturer if necessary.