

LEGGE

6000 Series

Door furniture



Fire Rated: Tested on fire door assemblies in accordance with Australian Standards, refer fire door manufacturer for specific approval details

Legge offers a range of leading hardware furniture designs for commercial and quality residential applications. Legge 6000 Series has a round rose with a great selection of lever designs to select from.

The Legge 6000 Series will immediately raise the standard and elegance of residential and commercial settings like apartments, office fitouts, hotels, motels and quality homes.

Features

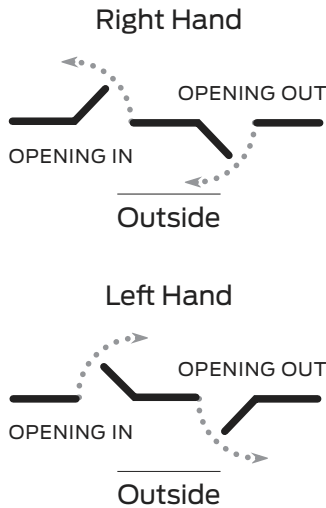
- Constructed of quality components, with forged brass levers and die cast roses
- Heavy duty spring provides a smooth, fast return action of the lever and minimises droop extending the life of the furniture
- Furniture re-handed by simple relocation of stop block
- Levers non-handed, except for Alessandro and Chagall when used as either a half set or half set fixed
- The 10 year warranty provides specifiers and users with assured quality and performance
- Suitable for use on fire door assemblies when used with fire rated locks and latches

Specification guide

Function	Lever	Finish
Lock/latch furniture 6000	refer following pages	Chrome plate CP
Half set 6001		Polished brass PB
Half set fixed 6002		Satin chrome plate SCP
Blank rose 6003		
Passage latch set 6005		
Privacy latch set 6006		










- Function
Select the desired function e.g. Passage set 6005
- Lever
Select the required lever design - e.g. Leonardo #12 6005/12
- Finish
Select the desired finish e.g. Satin chrome plate 6005/12SCP

Handing guide



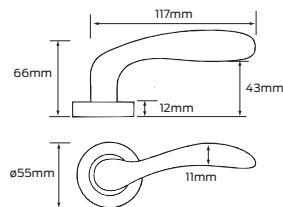
Specifications

Door type	Timber or metal
Door thickness	Latch furniture 32mm to 50mm Passage set 32mm to 50mm Privacy set 32mm to 42mm
Backset	60mm
Spindle size	7.6mm
Compatible locks/ latches	Schlage ME Series mortice locks Legge 990MF Series mortice latches
Fixing	Bolt-through concealed fixing. Screw length 75mm
Materials	Forged brass handles, zinc die cast roses
Finishes	Chrome plate, polished brass, satin chrome plate and combination finishes on request
Warranty	10 year mechanical

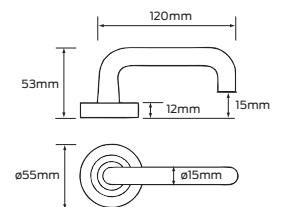
Functions	Outside	Inside
6000 - Lock/latch furniture Pair of levers to be used with a latch or mortice lock or converted to dummy trim with fixing kit		
6001 - Half set Single lever to be used with a latch or converted to dummy trim with fixing kit		
6002 - Half set fixed Single inactive lever which is used as a door pull or matching trim		
6003 - Blank rose Used with a single lever for through fixing		
6005 - Passage latchset (60mm backset) Both levers always unlocked		
6006 - Privacy latchset (60mm backset) Push-button locks outside lever (outside emergency release). Inside lever unlocks door		

Legge 6000 Series levers

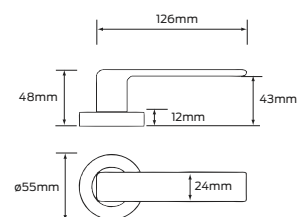
Alessandro #55 



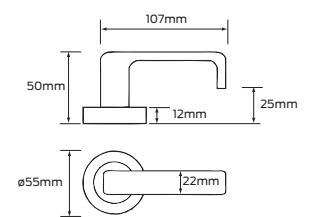
Alpha #29



Angelo #57

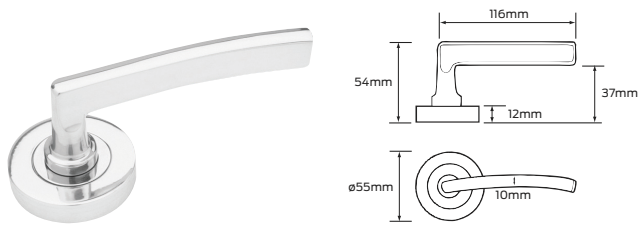


Bergen

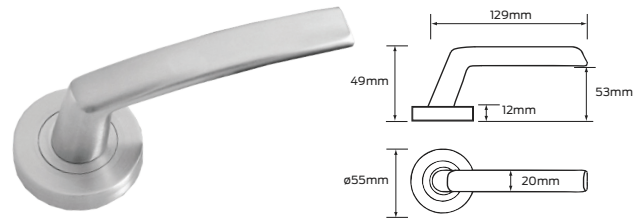


Legge 6000 Series levers

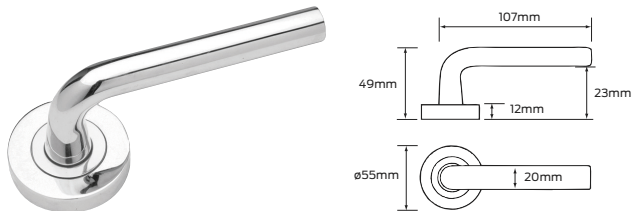
Chagall #51 



Cisa #59



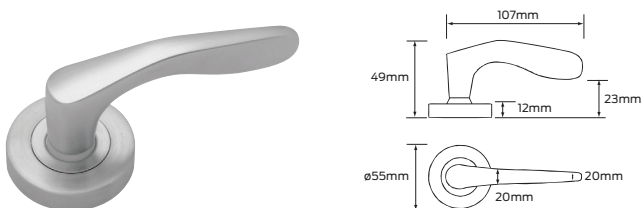
Diablo #15



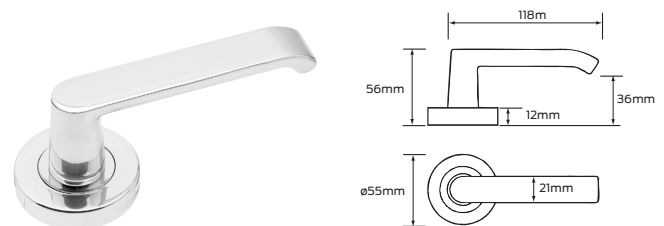
Ergo #62



Flaire

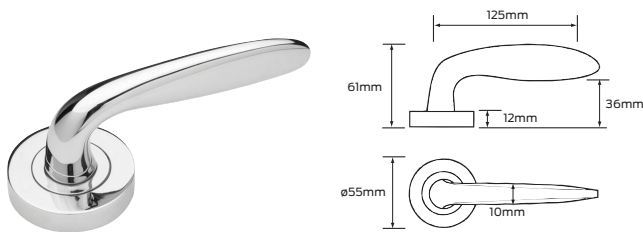


Leonardo #12

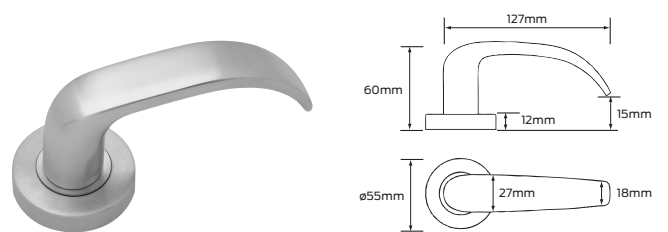


Legge 6000 Series levers

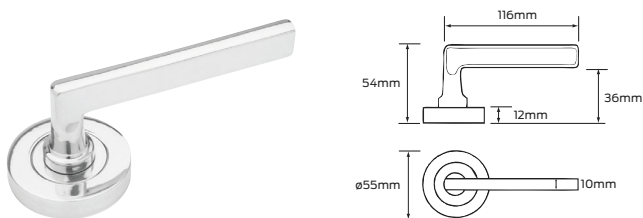
Monet #50



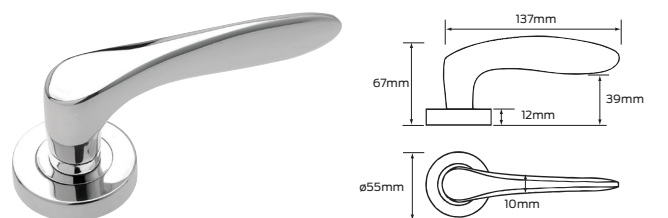
Neptune



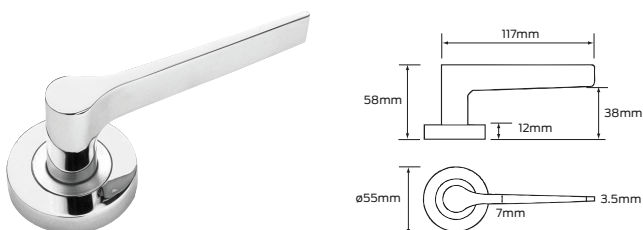
Renoir #52



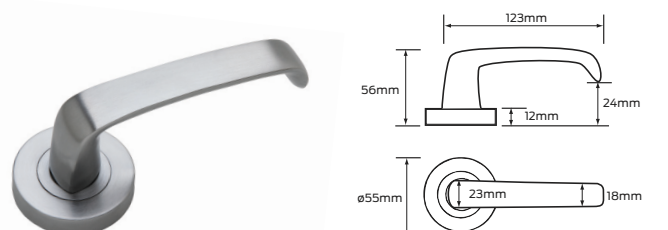
Rubens #56



Salvador #27




Trilo #61




Legge 6000 Series escutcheons and spare parts

Cylinder #6008




Euro profile cylinder #6012



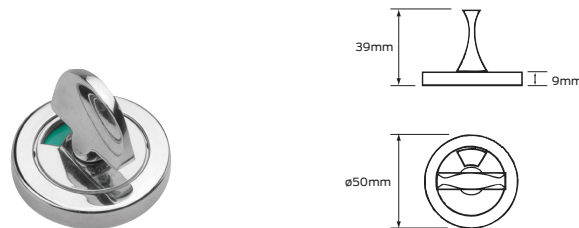
Emergency release #6009



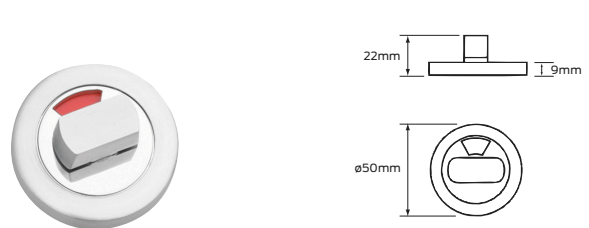
Indicating emergency release #6014



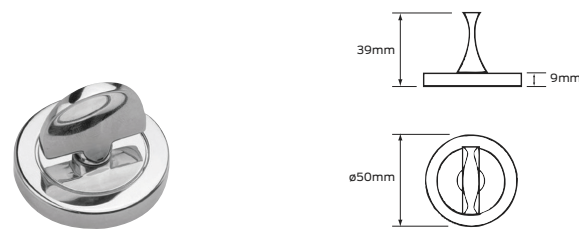
Indicating large turn #6015



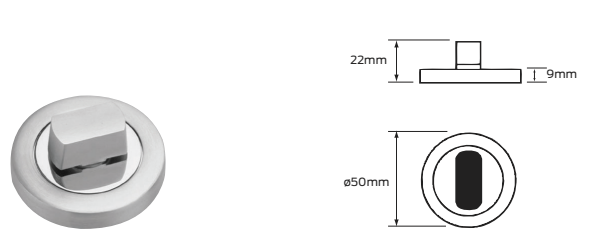
Indicating turn #6013



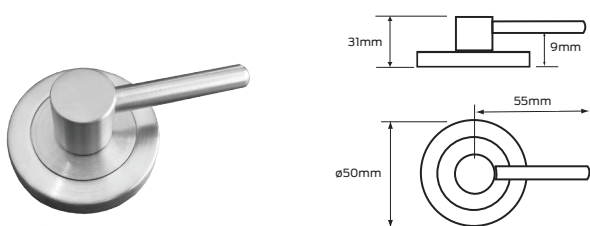
Large turn #6010



Turn #6007



Turn bar #6054 



Dummy trim fixing kit

Allows conversion of latch furniture to dummy trim function. One kit required per handle

