




Model: Bulk LED

Thank you for purchasing this SIMX Bulk LED. This light is suitable for sheltered outdoor permanent use and requires a 220/240VAC power supply. Please read this manual thoroughly before installation and retain for future reference .



Packing list	Quantity
<i>Moisture proof Lamp</i> LEDs 30PCS	1X
 Φ6 Plastic expansion	2X
 3x30 Screw	2X
 4x16 Y type Stainless Screw	2X

Model	Description
LHT0240	Bulkhead LED with Eyelid - Black
LHT0241	Bulkhead LED with Eyelid - White
LHT0242	Bulkhead LED Slim Trim - Black
LHT0243	Bulkhead LED Slim Trim - White

TECHNICAL SPECIFICATIONS

Power source: 220-240 VAC
 Power frequency: 50/60Hz
 LED Type: SMD5050 3000K
 Rated load: 6.5W max 0.08A
 Luminous flux: 440lm

Installation height: 1.5m ~3m (wall installation)
 Working temperature: -10° C ~ +40° C
 Working humidity: <95% RH
 Ingress Protection: IP44
 Construction: Polycarbonate UV stabilised

! IMPORTANT

This product is suitable for use only with a supply voltage of 220-240V AC 50/60Hz.

All electrical work must be carried out in accordance with local and national electrical codes as applicable. We strongly recommend that this light fitting is installed by a registered electrician.

Always switch power off prior to installation. A means of mains power isolation must be installed on the circuit for the purpose of safe access for any internal cleaning, recalibration, or maintenance.

This light fitting is not intended for use by persons (including children) with reduced physical, sensory or mental capabilities, or lack of experience and knowledge, unless they have been given supervision or instruction concerning use of the appliance by a person responsible for their safety. Young children should be supervised to ensure that they do not play with the appliance.

Any changes or modifications made or attempted to this product, without the prior written approval of the manufacturer, will void any and all stated warranties.

INSTALLATION

This light fitting is rated to IP44. This means that it is suitable in areas which may receive light rainfall. Please ensure the desired location does not exceed this rating.

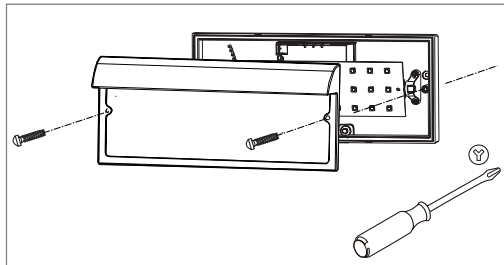


Fig A

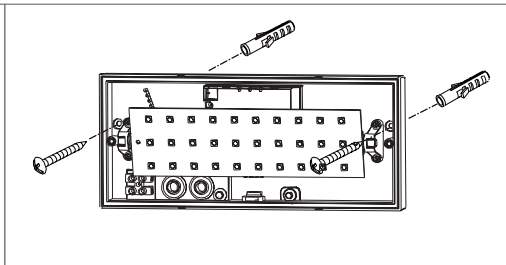


Fig B

Switch off the power supply before commencing electrical work.

Remove the front trim and diffuser and locate the mounting holes for the unit (FIG.A.)

Mark these locations on the wall at the desired location. In the same position, locate and mark the power entry hole. Drill holes in the wall to suit the mounting screws supplied (FIG B).

Pierce the power entry grommet on the fitting and slowly draw round power cable through the power entry hole. Firmly secure the light fitting to the wall with the screws provided.

Wire the cable to the terminal block, ensuring that polarity is maintained. Failure to do this correctly will result in irreparable lamp failure.

If the model purchased has an eyelid front trim, carefully tilt the LED panel downwards to maximise light output. This is not necessary if you have purchased a slim trim model.

Carefully secure the diffuser and front trim firmly (FIG A).

Check all work before reconnecting the power supply.

MANUFACTURERS EXTENDED WARRANTY

This product is guaranteed by SIMX Ltd for 36 MONTHS from the date of purchase against faulty materials or workmanship which affects its designed ability to operate. During this period if the product has a defect of this nature it will be repaired or replaced free of charge by SIMX with the same item, or a similar one of higher specification. ON CONDITION THAT:

The buyer returns it to the seller from whom it was bought, freight paid.

The product has been bought by the user. ie a receipt/sales invoice is produced as proof of purchase

The product has not been misused or handled carelessly, installed in anyway contrary to the installation instructions, or installed in any unusually exposed or harsh environmental conditions.

This guarantee excludes liability for discolouration of paint or plastic, or any user replaceable parts. It does not confer any rights other than those expressly set out above and does not cover any claims for consequential loss or damage.

Our Goods come with guarantees that cannot be excluded under the Australian and New Zealand Consumer Law. You are entitled to a replacement or refund for a major failure and for compensation for any other reasonably foreseeable loss or damage. You are also entitled to have the Goods repaired or replaced if the Goods fail to be of acceptable quality and the failure does not amount to a major failure.



Distributed by: Simx Limited
Ph: +64 9 259 1660 | Technical Support Ph: +64 9 259 1662
Email: sales@simx.co.nz | www.simx.co.nz
Simx reserves the right to alter technical specifications without prior warning