



## CLASSIC SATIN

### Make a statement with strong, bold lines

The Metrotile Classic satin-finish tile features a defined angular profile that makes it one of the most popular products in the Metrotile range. Its sharp, clean lines and sloping edges create added depth and enhance the dimensions of your roofline. The Metrotile Classic is available in a wide selection of colours to suit any design and taste. It also comes in a stone-coated textured finish.

Extensive research and development in the design process ensures every Metrotile product is manufactured to the highest quality with exceptional durability and strength. The tile profiles and roofing accessories are engineered to interlock and overlap to resist wind lifting and keep out the harsh elements. At less than 5kg/m<sup>2</sup>, a Metrotile roof is a 'Lightweight Roofing System', so considerable cost savings can be achieved during construction. The perfect replacement for your old existing roof, a Metrotile roof lets you improve the look and value of your home in a matter of days.


All of Metrotile's roofing products are fabricated from Zinalume<sup>®</sup> protected steel. Metrotile's satin finish enjoys added protection thanks to an acrylic top coat that is three times thicker than colour-coated steel. This extremely durable

UV-resistant coating enables Metrotile roofing products to withstand the harshest environments around the world. The satin finish system uses only the best quality pigments to ensure excellent colour retention and corrosion resistance.

Metrotile is ISO 9001 accredited. International test reports, appraisals and field results confirm our products are 100% waterproof, earthquake safe, fire resistant and able to withstand hurricane-force winds of up to 190kph. A Metrotile roof will not only safeguard your investment but will also give you complete peace of mind because it's backed by a Metrotile warranty.



You will not find a more durable, versatile and attractive roofing product on the world market that will surpass Metrotile's quality and affordability.

**Minimum roof pitch: 12.5 degrees**




# CLASSIC SATIN


## Colour Options




Ebony




Flax




Grey Friars




Ironsand




Karaka



New Denim Blue



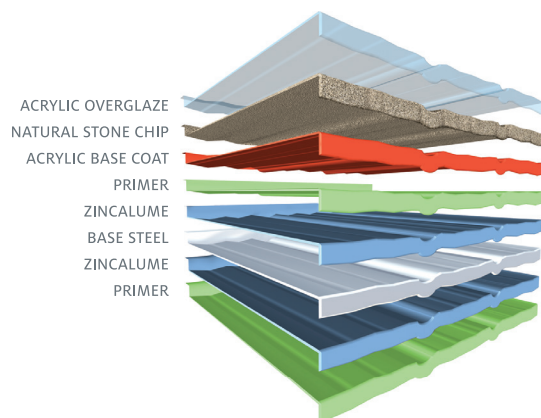
Sandstone Grey



Terracotta

Colours in this brochure are as close to the original as modern printing process will allow.

CLASSIC SATIN SPECIFICATIONS	
Length of Cover	1265mm
Width of Cover	368mm
Tiles / m <sup>2</sup>	2.15/m <sup>2</sup>
Weight / Tile	2.10kg
Weight / m <sup>2</sup>	4.50kg
Minimum Roof Pitch	12.5°



### Ross Roof Group

P +64 9 299 9498 F +64 9 298 4114, E info@metrotile.com, 1c Inlet Road, Takanini 2112; PO Box 72062, Papakura 2244, New Zealand. [www.metrotile.com](http://www.metrotile.com)