



# G2 Series

Locks & latches



Fire Rated: Tested on fire door assemblies in accordance with Australian Standards, refer fire door manufacturer for specific approval details

Legge has long been associated with providing Australasia industry-leading safety, security, style and convenience and the G2 cylindrical lockset is no exception. The G2 lockset offers ANSI/BHMA Grade 2 certification and the Sparta lever, with its 35mm to 45mm clearance, makes it suitable for both residential and light commercial applications requiring compliance with AS1428:1-2009 design for access and mobility code. G2 Series functions include entrance, passage, privacy, patio and dummy trim. Commercial functions such as classroom, storeroom and Vanguard options are also available for added security and safety.

## Features

- Sparta lever is compliant with AS1428:1-2009
- Tested in excess of 400,000 operating cycles
- Key removable outside lever for quick and easy cylinder placement
- Snap-on inside rose conceals mounting plate and screws
- Supplied standard with D and T strikes
- Two nickel silver keys per lock supplied with both Schlage 6 pin 'C' keyway and C4 6 pin keyway as standard
- The G2 series is ideally suited for residential, light and medium duty commercial applications
- Non-handed
- The 10 year warranty provides specifiers and users with assured quality and performance

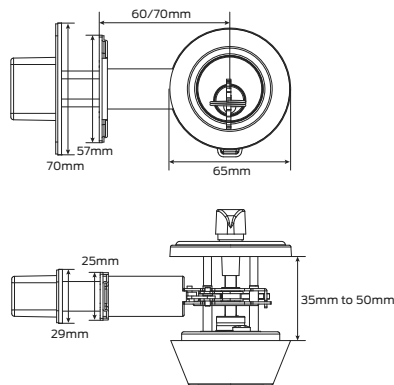
# Specification guide

Series	Lever	Function	Finish
G2	Neptune	G10S Passage	Satin chrome plate
	Orbit	G40S Privacy	
	Sparta	G50PD Entrance	
		G66PD Double cylinder Lock	
		G70PD Classroom	
		G80PD Store room	
		G170 Dummy trim	
		G91PD Vanguard entrance	
		G160 Single cylinder deadbolt	
		G162 Double cylinder deadbolt	

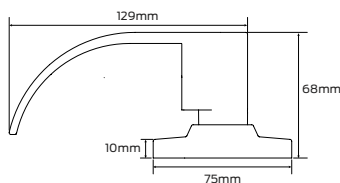
Note: Orbit knob only available in G50PD and G80PD Functions

- Series  
Select the desired series e.g. G2
- Lever  
Select the required lever e.g. Sparta
- Function  
Select the required function e.g. G50PD Entrance
- Finish  
Select the desired finish e.g. Satin chrome plate

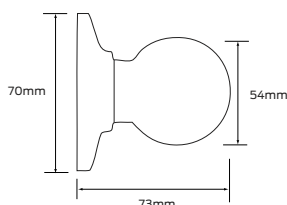
## Deadbolt



## Neptune



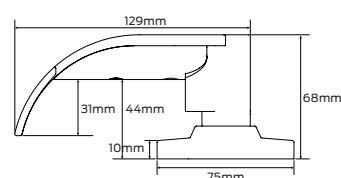
## Orbit







## Specifications

<b>Door type</b>	Timber or metal
<b>Door thickness</b>	35mm to 50mm 45mm to 60mm available
<b>Chassis</b>	Steel, zinc dichromate plated
<b>Lever</b>	Pressure cast zinc
<b>Knob</b>	Wrought brass
<b>Outer forend</b>	Stainless steel
<b>Bolt</b>	Stainless steel
<b>Strike plate</b>	Stainless steel 45mm standard 22mm optional
<b>Backsets</b>	70mm standard, 60mm and 127mm backset latches available
<b>Key cylinder</b>	Schlage C6 pin keyway and C4 6 pin keyway standard, Schlage E6 pin keyway is optional
<b>Compliance</b>	AS1428:1-2009 design for access and mobility code (Sparta lever)
<b>Finish</b>	Satin chrome plate
<b>Warranty</b>	10 year mechanical







## Sparta



## Legge G2 Series non-keyed

Functions	Outside	Inside
<b>G10S - Passage latch</b> Both levers always unlocked		
<b>G30D - Patio lock</b> Push-button locking. Turning inside lever or closing door releases button, preventing lock-out		
<b>G40S - Bath/bedroom privacy lock</b> Push-button locking locks outside lever. Turning inside lever releases button. Outside lever has emergency release		
<b>G170 - Single dummy trim</b> Dummy trim for one side of door. Used for door pull or as matching inactive trim		

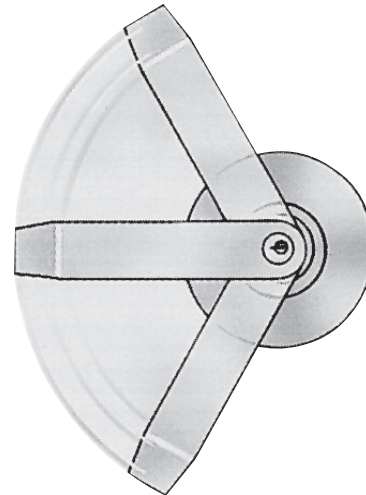
## Legge G2 Series keyed

Functions	Outside	Inside
<b>G50PD - Entrance lock</b> Turn/push-button locking, pushing and turning button locks outside lever requiring use of key until button is manually unlocked Push-button locking; pushing button locks outside lever until unlocked by key or by turning inside lever		
<b>G66PD - Double cylinder entrance lock</b> Key outside locks/unlocks both handles simultaneously. Key inside locks/unlocks both handles simultaneously		
<b>G70PD - Classroom lock</b> Outside lever locked and unlocked by key. Inside lever always unlocked		
<b>G80PD - Storeroom lock</b> Outside lever fixed. Entrance by key only. Inside lever always unlocked		
<b>G160 - Single cylinder deadbolt</b> Deadbolt thrown or retracted by key from outside or by turn unit inside. Bolt automatically deadlocks when fully thrown		
<b>G162 - Double cylinder deadbolt</b> Deadbolt thrown or retracted by key from either side Bolt automatically deadlocks when fully thrown		

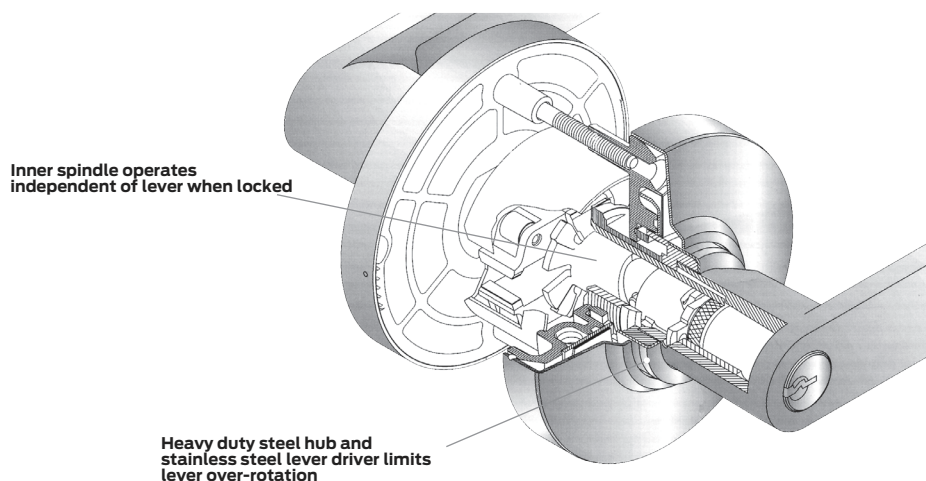
## Legge G2 Series Vanguard option

G2 Series keyed lever locks with Vanguard provide vandal resistant technology. Designed for maximum accessibility, security, durability and function, Vanguard sets the standard for door hardware in educational facilities and other applications subject to heavy traffic or abuse. The unique features of Vanguard prevent damage to internal lock components caused by excessive force from individuals kicking, hitting or standing on the lever to gain access. In addition, total facility integration is available with the design and keying compatibility of heavy duty G2 Series lever furniture with Vanguard and standard G2 Series lever functions.

Levers are replacing knobs in the marketplace. The benefit of added grip and leverage that levers provide to those with limited mobility has, however created the opportunity for increased abuse or vandalism. This abuse often renders the lock in-operable, and in some cases, violates the security of the door. While this abuse is commonly associated with schools, it can and does occur in universities, office buildings, commercial and public buildings.



**Locked lever freely rotates up and down while remaining securely locked. The Vanguard function also increases resistance to over-rotation of the lever.**



### Function

Outside Inside

#### G91PD - Entrance/office lock

Push-button locking. Pushing button locks (disengages) outside lever until unlocked with key or by turning inside lever.

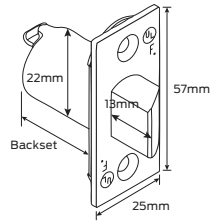
Inside lever always unlocked. Vanguard is designed to disengage outside spindle from latch with in locked condition



## Legge G2 Series accessories

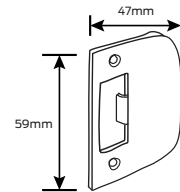
### Springlatch

**Backset:** 60mm, 70mm and 127mm  
**Finish:** Satin chrome plate



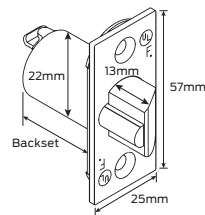
### D strike

**Finish:** Satin stainless steel



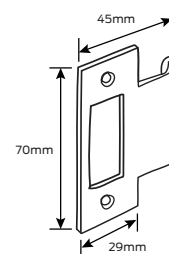
### Deadlatch

**Backset:** 60mm, 70mm and 127mm  
**Finish:** Satin chrome plate



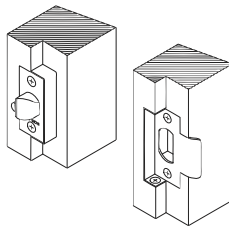
### T strike

**Finish:** Satin stainless steel



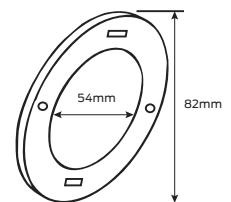
### Rebate kit

This kit adapts latches and strikes for 13mm rebated door and frame preparations



### Packing ring

**Finish:** Satin stainless steel







ALLEGION™

PIONEERING SAFETY™

We are  
Allegion

Briton ■ LCN ■ LEGGE ■ SCHLAGE ■ VON DUPRIN