

SUPERGRASSETM

POWERED BY



SPORTS AND LEISURE
**SYNTHETIC
SURFACE
SPECIALISTS**

CRICKET

APT covers the Foundation of Community Cricket

The nature of the pitch plays an important role in the actual game.

Natural pitches in Australia have traditionally been known to be good for fast bowlers because of the amount of bounce that can be generated. Swing bowling can be a weapon particularly on a dry pitch, therefore batting is considered easier on most pitches with back-foot players tending to do well.

Understanding that a synthetic cricket pitch needs to suit players of all levels, is extremely durable and will withstand all weather conditions, APT have developed a range of pitch surfaces covering the Foundation of Community Cricket.


COMMUNITY CRICKET FACILITY GUIDE

CRICKET AUSTRALIA

3 ELITE & MASTERY
THE BAGGY GREEN: Australian teams

2 TALENT
BREAKTHROUGH: Australia A & CBA Shooting Stars
STRONG PERFORMANCES: National senior competitions
SKILL & DETERMINATION: National 2nd tier competition & performance program
POTENTIAL IS IDENTIFIED: Premier 1sts, national youth competitions & programs

1 FOUNDATION
PLAYING & COMPETING: Junior & senior competition
LEARNING THE SKILLS: MILD in2CRICKET & MILD T20 Blast
GET MOVING: Barbecues, backyards & beaches



ENVIROPLAY

Yarn Weight	1,470g/sqm
Pile Height	36mm
Appearance	Green
Usage	All Codes
Pathway	Community

THE OFF-SEASON WICKET COVER

When using a synthetic pitch cover it is important to ensure the cover used meets AFL-Cricket Australia approved synthetic turf product performance and testing standards. **Enviroplay** synthetic pitch system has been assessed to AS/NZS 4422 with 1.34m critical fall height result with **ProPlay SP** new generation shock absorption base and economical SBR recycled granule infill.

Established to cater for synthetic pitch dimension 28.0m x 2.80m, **Enviroplay Cricket Pitch Cover Kit** comprises:

1-pallet (53-pads) Proplay Sport 23 Shock Pad, 1-roll (30m x 3.66m) **Enviroplay Hybrid** synthetic turf and 1-pallet (40-bags) black SBR granule.



CERTIFIED AND PREFERRED

APT Asia Pacific is an ISO 9001-certified manufacturer and has been for nearly 20 years. All of our products undergo 100% final inspection to ensure compliance to our published specifications. Manufactured in Melbourne using the highest quality yarns and backing possible to ensure greater wear and life expectancy for our extreme Australian conditions.



CLUB HAWKEYE

Yarn Weight	1,010g/sqm
Pile Height	9mm
Appearance	Green
Usage	Training Wicket
Pathway	Foundation

TRAINING PITCH

Club Hawkeye pitch was designed for player development and training. The stump guide through the pitch promotes line and length bowling for both fast and spin bowlers and hones set-up alignment and footwork development for batting practice. *See concept design below.



SHIELD

Yarn Weight	1,010g/sqm
Pile Height	9mm
Appearance	Green
Usage	Centre Pitch and Training Wicket
Pathway	Foundation to Talent

THE ALL ROUNDER

Shield is a strong, reliable pitch designed for both wicket nets and oval installations. The highest selling pitch through schools, councils and club facilities it stands the test of time promoting medium pace and bounce.




TEST

Yarn Weight	1,540g/sqm
Pile Height	12.5mm
Appearance	Green
Usage	Centre Pitch
Pathway	Talent

SPORTING EDGE

Test has been designed for the developing talent cricketer providing a platform for the transition from a synthetic to natural turf pitch. Both batsman and bowler will experience similar characteristics to playing on a natural turf wicket, thereby developing their all-round skills come match day.



TURF WICKET

Yarn Weight	1,160g/sqm
Pile Height	9mm
Appearance	Beige
Usage	Centre Pitch and Training Wicket
Pathway	Talent

THE TOUR

The perfect pitch to mimic the fast pace Australian turf pitches of the WACA and the GABBA. Housing the patent colour differential matching a natural turf pitch, the softer fibre composition of **Turf Wicket** plays faster with higher bounce.

CRICKET PITCH DIMENSIONS

The cricket pitch dimensions identify the recommended sizes for community cricket pitches.

SYNTHETIC CRICKET PITCHES

The dimensions of a synthetic cricket pitch should be in the range of 25.0m to 28.0m long and 2.4m to 2.8m wide. Providing a pitch of adequate width is particularly important for junior development and also encourages the art of spin bowling with players able to bowl the ball wide on the pitch and spin it into or away from the batter.

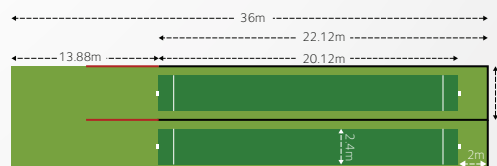
TURF CRICKET PITCHES

The dimensions of a turf pitch are 20.12m long (from stump to stump), plus a minimum of 1.22m behind the stumps to accommodate the return crease and bowler approach area. The width of a turf pitch is 3.05m wide.




TRAINING NET DESIGN

The diagram to the right outlines the recommended design to develop an enclosed cricket net training facility with: ■ Compacted granitic sand or concrete base covered with minimum 25mm pile height synthetic turf and infilled with rubber granule. ■ Concrete slab cricket pitch covered with 9-11mm pile height synthetic turf.



CLUB HAWKEYE





SUPERGRASSE™

GUIDELINES FOR THE **CARE AND MAINTENANCE** OF YOUR CRICKET WICKET

SYNTHETIC TURF PITCHES: Should be maintained on a regular basis to look and perform at an optimum level. There is a perception that synthetic turf wickets are maintenance free, but the reality is they require less maintenance than natural turf wickets. A tip for maintaining your synthetic turf wicket is to discipline a regular regime to keep your synthetic turf wicket playing at its optimum condition.

LINE MARKING: Regular checking and attendance to painted lines on a cricket wicket for straightness and width between 25-50mm maximum.

SEAMS: Any seam splitting should be addressed immediately. We recommend you contact your local installer for professional advice and/or repair works as seams can present an OHS issue depending on their location in relation to the bowling length.

BRUSHING: The main reason for brushing is to stimulate the top fibres of your synthetic turf wicket, aiding them to remain vertical. We recommend light brushing at least once every month and actioned in a number of alternate directions.

DEBRIS: Debris should be removed from your synthetic turf wicket on a regular basis to prevent organic matter building up in the turf structure. We recommend debris removal at least once every week and can be actioned with leaf rake & shovel or mechanical blower.

STAIN REMOVAL: Most stains can be removed from your synthetic turf wicket with warm soapy water, household grade detergent such as washing up liquid, and "elbow grease"!!! Heavy oil marks are removed using mineral spirits and a cloth; remembering to wash down the cleaned area with water to dilute the spirit residue.

BURNS: For superficial burns in your synthetic turf wicket, carefully clip the pile with scissors just below the blackened or melted tips. For large deep burns you may need to replace that section of synthetic turf wicket therefore we recommend you contact your local installer for professional advice and installation.


SPORTS AND LEISURE **SYNTHETIC SURFACE SPECIALISTS**

AUSTRALIA 1800 652 548

Factory 3, Dunlopillo Dr. Dandenong South,
VIC 3175 Australia

info@aptasiapacific.com.au

www.aptasiapacific.com.au

@APTWorldwide  

AUSTRALIA | ASIA | EUROPE | NEW ZEALAND | USA