



# Millboard Weathered Oak



VINTAGE OAK - MDW320V



EMBERED - MDW320E



DRIFTWOOD - MDW320D

## Weights and Measures

Dimensions (W X L X H)	200 x 3200 x 32mm
Weight per Board	11kg/board approx
Fixings per board	22
Boards per m <sup>2</sup>	1.53
Weight per m <sup>2</sup>	17kg approx

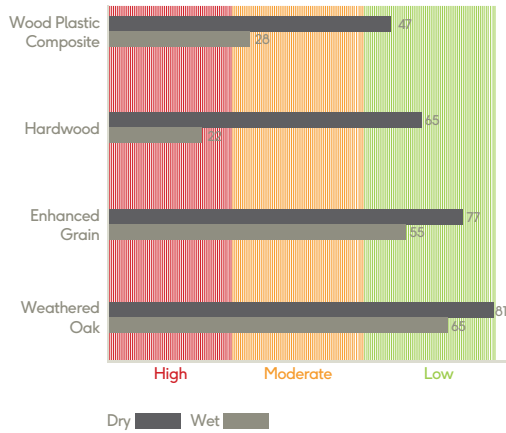
The information in this document was correct at the time of going to print. However, due to our culture of continuous improvement we reserve the right to change the information at any time without prior notice should further tests reveal different results.



# Millboard Polyurethane Profile

Polyurethane Resin & Mineral Board (RMB)

## Pendulum Test Values



## Slip resistance

Millboard decking has been tested in accordance with: BS79.76 Pendulum Friction Test.

Minimum test result requirement for a low slip surface rate is 36+ (100 being perfect - 0 being the most slippery)

Public space often requires a rate of 45+ Lastane® covered very high Anti-Slip surface for safety in all 360° direction of travel.

## Dimensional stability

Very low expansion and contraction rate less than 0.01% or similar to concrete.

Expansion from dry air to saturated 0.01mm/m  
Co efficient of thermal expansion 0.01% non warping, twisting or buckling.

## UV & weathering stability

UV stability tested to BSENISO 4892.2 5000hours (10-20years) (Exceptional)

Weather ability: (freeze/thaw/warp/twist/camber) -20° to 70° Moat22 & EN 772-22 (Exceptional)

## Life expectancy

Over 30 years

## High Strength

Tested in accordance with BS EN ISO 14125 Fiber reinforced - high strength - low weight (14Kg/board) 9.32 - 6.54Kn. (Line Load) Depending on board span.

## Inherent microbiological properties

Millboard decking contains nothing to assist in the growth of algae. Materials like wood or plastic which are protein based and are like food to algae. It is non porous so that dirt, drinks, food fats etc. won't be absorbed into the board.

## Environmentally friendly

Base material properties are excellent

Ozone Depletion Potential (ODP) = 0

Global Warming Potential (GWP) = 0

# Working specification for all decking boards

Polyurethane Resin & Mineral Board (RMB)

## Residential applications

(0.75Kn UDL) Uniform distributed load  
Max working span: 400mm 4mm gaps  
●● between deck board (this is only to facilitate drainage).

2mm gaps ① at the ends of boards (it is acceptable to trim the ends square and butt the board ends together if required).  
Max 50mm unsupported overhang and to be supported by a minimum of 3 joists.  
2 Durafix screws needed where a board crosses a joist.

## Commercial applications

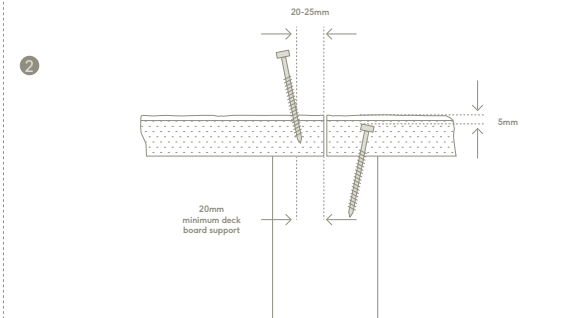
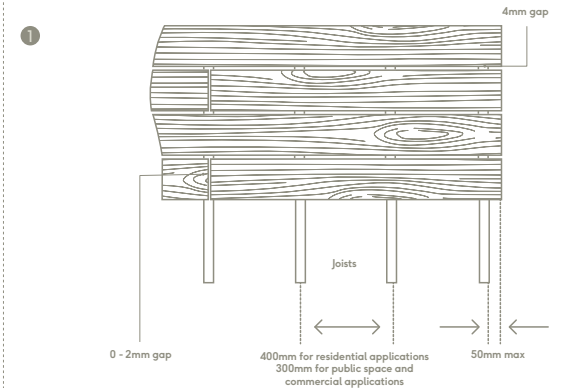
(1.75Kn UDL) Max working span: 300mm  
4mm gaps ●● between deck board  
(this is only to facilitate drainage).

2mm gaps ① at the ends of boards (it is acceptable to trim the ends square and butt the board ends together if required).  
Max 50mm unsupported overhang and to be supported by a minimum of 3 joists.  
2 Durafix screws needed where a board crosses a joist.

## Public space applications

(3.5Kn UDL) Max working span: 300mm  
4mm gaps ●● between deck board  
(this is only to facilitate drainage).

2mm gaps ① at the ends of boards (it is acceptable to trim the ends square and butt the board ends together if required).  
Max 50mm unsupported overhang and to be supported by a minimum of 3 joists.  
2 Durafix screws needed where a board crosses a joist and 3 on the ends.



# Technical Data

Physical & Mechanical Properties	Test Method	Unit	Value/Results
Line Load Bearing Test - Peak Load (180mm width, 300mm span centres)	BS EN ISO 14125	kN	9.32
Line Load Bearing Test - Peak Deflection (180mm width, 300mm span centres)	BS EN ISO 14125	mm	10.75
Line Load Bearing Test - Peak Stress (180mm width, 300mm span centres)	BS EN ISO 14125	Mpa	22.75
Line Load Bearing Test - Peak Load (180mm width, 400mm span centres)	BS EN ISO 14125	kN	6.56
Line Load Bearing Test - Peak Deflection (180mm width, 400mm span centres)	BS EN ISO 14125	mm	14.39
Line Load Bearing Test - Peak Stress (180mm width, 400mm span centres)	BS EN ISO 14125	Mpa	21.39
Line Load Bearing Test - Peak Load (200mm width, 300mm span centres)	BS EN ISO 14125	kN	8.34
Line Load Bearing Test - Peak Deflection (200mm width, 300mm span centres)	BS EN ISO 14125	mm	9.39
Line Load Bearing Test - Peak Stress (200mm width, 300mm span centres)	BS EN ISO 14125	Mpa	18.32
Line Load Bearing Test - Peak Load (200mm width, 400mm span centres)	BS EN ISO 14125	kN	6.64
Line Load Bearing Test - Peak Deflection (200mm width, 400mm span centres)	BS EN ISO 14125	mm	12.36
Line Load Bearing Test - Peak Stress (200mm width, 400mm span centres)	BS EN ISO 14125	Mpa	19.46
Point Load Bearing Test - Peak Load (180mm width, 300mm span centres)	BS EN ISO 14125	kN	7.14
Point Load Bearing Test - Peak Deflection (180mm width, 300mm span centres)	BS EN ISO 14125	mm	15.77
Point Load Bearing Test - Peak Load (180mm width, 400mm span centres)	BS EN ISO 14125	kN	5.52
Point Load Bearing Test - Peak Deflection (180mm width, 400mm span centres)	BS EN ISO 14125	mm	19.33
Point Load Bearing Test - Peak Load (200mm width, 300mm span centres)	BS EN ISO 14125	kN	5.78
Point Load Bearing Test - Peak Deflection (200mm width, 300mm span centres)	BS EN ISO 14125	mm	11.4
Point Load Bearing Test - Peak Load (200mm width, 400mm span centres)	BS EN ISO 14125	kN	5.65

Physical & Mechanical Properties	Test Method	Unit	Value/Results
Point Load Bearing Test - Peak Deflection (200mm width, 400mm span centres)	BS EN ISO 14125	mm	15.37
Modulus of Elasticity and Bending Strength Ultimate Load, F max (Textured surface tested)	BS EN 310	F max N	1000
Modulus of Elasticity E m N/mm2 (Textured, Surface tested)	BS EN 310	E m N/mm2	896
Modulus of Elasticity F m N/mm2. (Textured, surface tested).	BS EN 310	E m N/mm2	13.3
Resistance To Static Indentation (10kg load via a 10mm diameter rounded indenter for 41 days)	MOAT 27	mm	0.1
Soft Body Impact	MOAT 43	mm	0 (no visible damage)
Hard Body Impact	MOAT 43	mm	0 (no visible damage)
Fixing Pull Out	BS EN 1382:1999	F max N	1610.8
Density	BBA	kg.m3	529.75
Thermal Conductivity (Weathered Oak)	Fox 200	W/mK	0.089
Thermal Conductivity (Enhanced Grain)	Fox 200	W/mK	0.084
Photostability	BS EN ISO 4892-2:2006	LRV	2% (shift over 5000hrs)
Slip Resistance - WET (Weathered Oak)	BS 7976-2:2002	PTV`s	65
Slip Resistance - DRY (Weathered Oak)	BS 7976-2:2002	PTV`s	81
Slip Resistance - WET (Enhanced Grain)	BS 7976-2:2002	PTV`s	55
Slip Resistance - DRY (Enhanced Grain)	BS 7976-2:2002	PTV`s	77
Moisture Content (12h at 103c)	BS EN 322:1993	(%)	0.6
Ease of Cleaning (black shoe polish)	BBA	Bleach,Detergent	Completely removed, with no damage or staining
Resistance to Staining	BS EN 438-2:2005	Acetone	No visible change
Resistance to Staining	BS EN 438-2:2005	Coffee	Slight change of colour, only visible at certain angles
Resistance to Staining	BS EN 438-2:2005	Sodium, Hydroxide	No visible change
Resistance to Staining	BS EN 438-2:2005	Hydrogen, Peroxide	No visible change
Resistance to Staining	BS EN 438-2:2005	Shoe, Polish	No visible change
Determination of Swelling in Thickness	BS EN 317	(Gt) %	0.5
Taber Abrasion (1000g x 1000 cycles)	ISO 7784-2	mg	261