


# LCN®

## 4310ME Series

Door controls



Fire Rated: Tested on fire door assemblies in accordance with Australian Standards, refer fire door manufacturer for specific approval details

The LCN 4310ME Sentronic is a heavy duty fixed strength, electronic closer/holder designed to provide infinitely adjustable hold open points for fire and smoke barrier doors. The door is held open until current interruption releases the holding mechanism and the door closes. Automatic detection and containment of fire and smoke are the best methods for minimising danger to life and property.

The 4310ME closer is specifically designed for interior doors. Being a heavy duty closer the 4310ME Series is suitable for commercial applications where a robust closer is required.

## Features

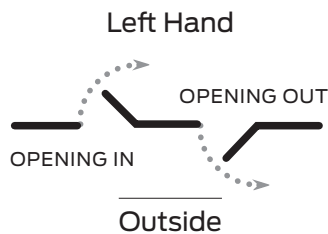
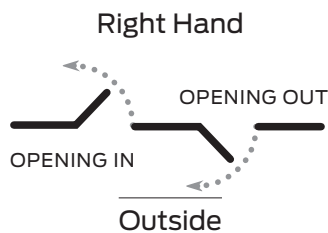
- Concealed or surface wiring options
- 24V DC input standard
- Handed for left and right swinging doors
- Built-in on/off switch controls the hold open function
- Independent adjustment valves for adjusting backcheck, closing and latching speeds
- Adjustable backcheck prevents damage to the closer, door and frame
- Swing-free arm allows door to be moved without closer resistance
- Functions as a full rack and pinion closer when hold open is not engaged or the current is interrupted
- Can operate on a stand-alone basis or interfaced with a fire alarm system
- Closer cylinder constructed of high strength cast iron for increased durability
- Closers mounted according to LCN instructions require minimal periodic adjustments. Monthly, quarterly, and annual visual inspections are recommended

# Specification guide

Series	Strength	Handing
LCN 4310 Series .....LCN431	Strength 4 ..... 4ME	Left hand ..... LH Right hand ..... RH

- Series  
Select the desired series e.g. LCN 431 Series ..... LCN431
- Strength  
Select the required strength ..... LCN4314ME
- Handing  
Select the desired handing e.g. Left hand ..... LCN4314ME-LH

## Handing guide



### Specifications

<b>Covers</b>	Supplied standard with an aluminium finished metal cover.
<b>Fire Rating</b>	LCN 4310ME door closers are fire tested in accordance with AS/NZS 1905, Part 1-1997
<b>Finish</b>	Aluminium
<b>Warranty</b>	2 year mechanical and electrical

## Selection chart

When selecting a door closer, not only is the size of the door important, but careful consideration should be given to the site environment and operating conditions, as well as considering the people who will ultimately use the door

The LCN 4314ME is a strength 4 closer which is suitable for interior doors from a minimum width of 660mm to a maximum width of 1220mm under normal operating conditions

Interior door width 4314ME: 660mm Minimum to 1220mm Maximum

The LCN Swing-Free is a patented closer arm that works in conjunction with 4310ME Sentronic closers. It complies with life safety codes requiring automatic closing of doors to protect individuals from fire and smoke, yet it provides the convenience of a door that opens and remains open without spring pressure. The swing-free arm is disengaged from the closer control allowing the doors to be opened and closed with no spring pressure from 0° to 180°. The arm has an exclusive "no drift" feature that keeps the door in a stationary position, even when the door is out of plumb or when minor air currents are present. However, the door will swing freely with just the touch of a hand.

Should the fire detection system go into alarm, the swing-free arm is re-engaged by the closer and automatically closes the door. The swing-free function is reset by simply pushing open the door. This swing-free action is ideal for patient room doors. It makes it easier for patients and staff to pass through the doorway, and lets the door stand open at any desired position.

## Regulating controls

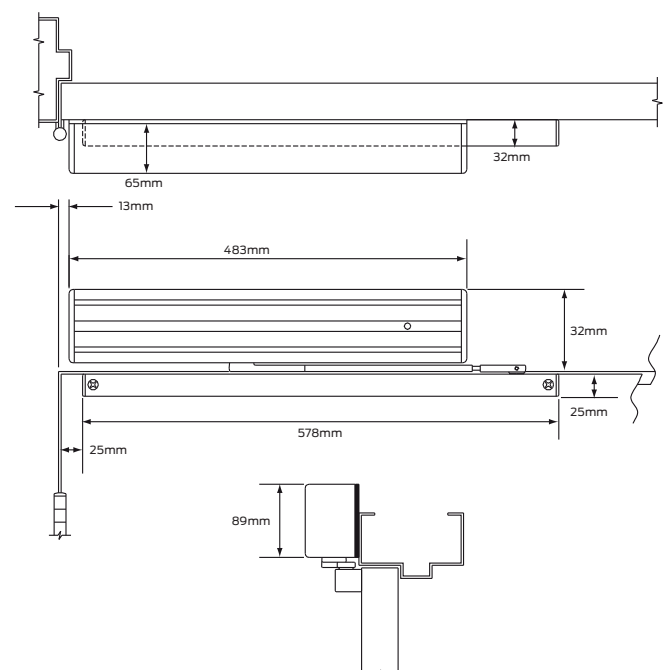
The LCN 4310ME has independent regulators to control:

<b>Closing speed</b>	Adjustment to increase or decrease the speed at which the door closes. This allows the appropriate momentum to close the door in a safe and secure manner. Closing speed adjustment operates from the maximum opening to 15°
<b>Latching speed</b>	The latching speed allows the door to close quietly and firmly. It can be adjusted to increase or decrease the speed at which the door finally closes. This assists the final stage of the closing cycle to help overcome stubborn latchbolts or air pressure conditions. The latching speed adjustment operates from 15° to closing. A further option to increase the latching power is to reverse the arm bracket shoe
<b>Backcheck</b>	Adjustable hydraulic backcheck provides a cushioning effect when the door is forcibly thrown open to prevent damage to the closer, door and frame. The backcheck adjustment allows the level of resistance in the latter stage of opening to be set at the level required. Backcheck is effective from 75°. Backcheck is a requirement for all fire rated closers

## Mounting details

### Pull side mounting

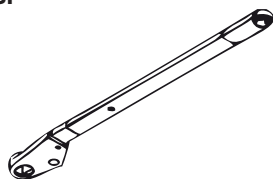
Templating allows a maximum opening of 180°. The hold open function can be set to hold open at infinite points up to 160°. Reveal should not exceed 3mm. A 38mm top rail is required. The head frame must be 51mm in size. A clearance of 32mm behind the door is required for a 90° installation. The track assemblies require a single power circuit for the holding solenoid



## 4310ME Series accessories

### Track arm 4310ME-3077SF

Standard swing free handed track arm.  
**Finish:** Aluminium



### Track roller 4310ME-3034

Quiet, low friction roller assembly

