

SIMX EXTERNAL WALL MOUNTED FANS

EXTRACT MODELS

Duct Size	Fan Type	Air	Performance	Order Code
150mm	Axial	Extract*	73 l/s, 263m ³ /hr	FAN2303
150mm	Ctr'fgl (190 Motor)	Extract	109 l/s, 392m ³ /hr	FAN2301
150mm	Ctr'fgl (220 Motor)	Extract	133 l/s, 480m ³ /hr	FAN2302

*Also available in a Supply Air option

- Designed for use in residential and light commercial applications where a high performance, low noise solution is required.
- Specific applications include apartments where space is limited.
- Supported by a 2 year warranty.



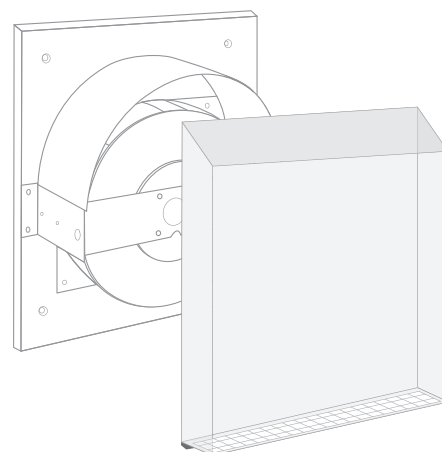
150mm Centrifugal (190 Motor)

SIMX EXTERNAL WALL MOUNTED FANS

3 SPEED EXTRACT MODELS

Duct Size	Fan Type	Air	Performance (High Speed)	Order Code
150mm	Ctr'fgl (190 Motor)	Extract	113 l/s, 408m ³ /hr	FAN2316
150mm	Ctr'fgl (220 Motor)	Extract	136 l/s, 493m ³ /hr	FAN2317

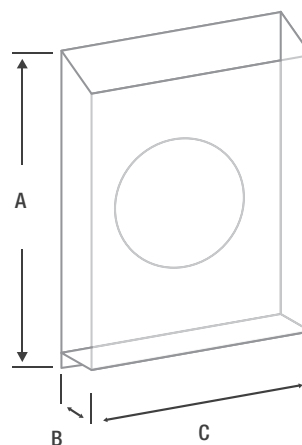
- Designed for use in residential and light commercial applications where a high performance, low noise solution is required.
- Three speed models enable further flexibility in a variety of applications.
- Specific applications include apartments where space is limited.
- Supported by a 2 year warranty.



Fan Assembly - Line Drawing

DIMENSION INFORMATION (MM)

Model	A	B	C
150mm Axial	369	110	305
150mm Ctr'fgl (190 Motor)	369	110	305
150mm Ctr'fgl (220 Motor)	369	110	305



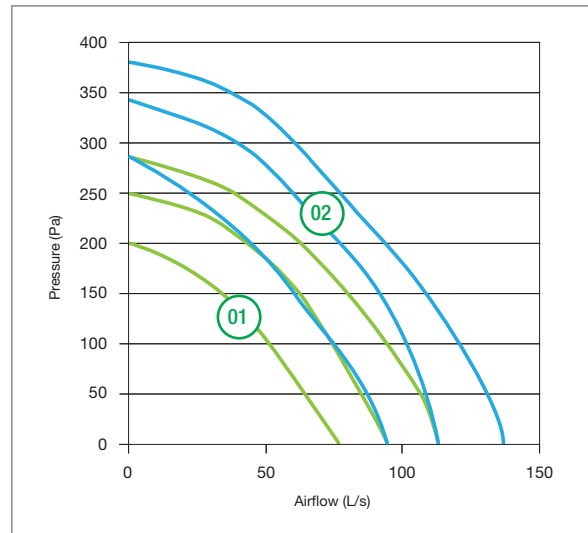
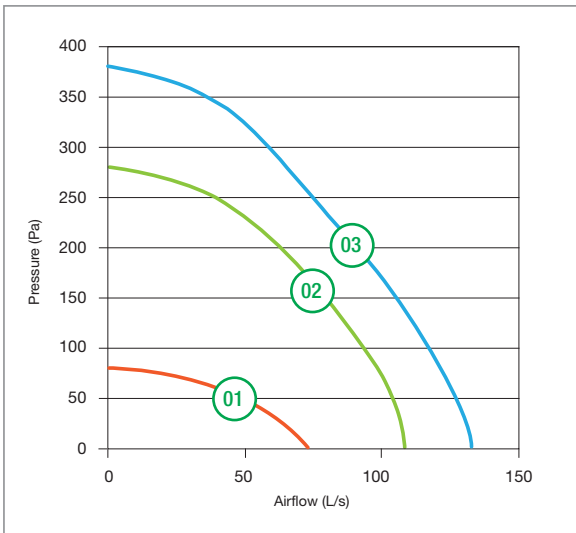
Connection

1. Electrical connection must be made internally (Junction Box is only suitable for internal use).

NOTE: All fan flow rates quoted are free air delivery.

TECHNICAL SPECIFICATION & PERFORMANCE DATA

Order Code	Motor Size (mm)	Description	Fan Performance		Watts @ 230V	Amps	Static Pressure (Pa)	Sound Level (dB(A) @ 3m)
			m ³ /hr	l/s				
FAN2303	150	Axial	263	73	48	0.29	80	48
FAN2301	150	Centrifugal 190 Motor (1 Speed)	392	109	65	0.28	280	60
FAN2302	150	Centrifugal 220 Motor (1 Speed)	423	118	96	0.42	380	61
FAN2316	150	Centrifugal 190 Motor (3 Speed)						
		High Speed	408	113	65	0.28	280	60
		Medium Speed	340	94	57	0.25	250	56
		Low Speed	277	77	55	0.24	200	46
FAN2317	150	Centrifugal 220 Motor (3 Speed)						
		High Speed	493	136	96	0.42	380	61
		Medium Speed	408	113	69	0.34	340	56
		Low Speed	340	94	60	0.31	280	50



- 01 FAN2303 150mm AXIAL
- 02 FAN2301 150mm CENTRIFUGAL (190 Motor)
- 03 FAN2302 150mm CENTRIFUGAL (220 Motor)

- 01 FAN2316 150mm 3 SPEED CENTRIFUGAL (190 Motor)
- 02 FAN2317 150mm 3 SPEED CENTRIFUGAL (220 Motor)