

CORRUGATE

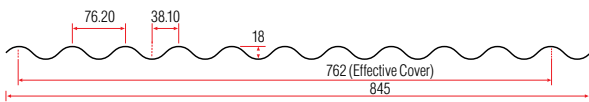
Roofing
Industries

roof.co.nz

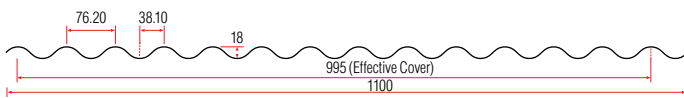


CORRUGATE

CORRUGATE



WIDE CORRUGATE



All measurements are in millimetres




Description

Corrugate remains an ageless icon, and as a cost competitive and trend setting roofing and cladding material continues to gain in popularity. Corrugate offers a stylish alternative to today's building designers and home owners alike, allowing creative flair and individuality during the design process.

Product flexibility coupled with a small amount of imagination will ensure a distinct point of difference to other homes and buildings in the vicinity.

Corrugate is available in both standard and wide cover widths. (Wide cover widths subject to minimum order quantity).



CORRUGATE

Applications

- Residential roofing & cladding
- Rural and lifestyle roofing & cladding
- Commercial roofing & cladding
- Drape/spring curving
- Bull nose
- Horizontal/vertical cladding
- Ceilings and linings
- Acoustic ceiling linings
- Fencing

Roof Pitch

In accordance with E2/AS1 of the NZ Building Code, the minimum pitch for Corrugate is 8° or 10° when using end-lapped sheets.

Materials

(Steel based)

- Zincalume® Steel: 0.40 or 0.55 mm BMT
- Galvanised Steel: 0.40 or 0.55 mm BMT
- Prepainted ColorCote® Zinacore or Colorsteel® Endura 0.40 or 0.55 mm BMT
- Prepainted ColorCote® or Colorsteel® over Galvanised Steel: 0.40 or 0.55 mm BMT
- Prepainted ColorCote® Magnaflo 0.40 or 0.55 BMT
- Prepainted Colorsteel® MAXX 0.40 or 0.55 mm BMT

(Aluminium based)

- Prepainted ColorCote® Alumiguard H36 Aluminium 0.70 or 0.90 BMT

For information on plain Aluminium, Stainless Steel, ZAM; Zinc, and Copper Corrugate, contact Roofing Industries.

Durability

Selection of the correct grade of material and appropriate surface coating is imperative to ensure Corrugate will perform satisfactorily in the environment it is to be installed and also meets the requirements of The NZ Building Code. Environmental Categories and Surface Coating literature is available on request.

SPECIFICATIONS

Sheet width: 845mm & 1100mm	Sheet coverage: 762mm & 995mm
Sheet length: Any length (Subject to transportation)	Minimum Pitch: 8° (See roof pitch*)

RECOMMENDED MAXIMUM SPAN TABLES (mtrs)

	ROOF*		WALLS**	
	Intermediate	End	Intermediate	End
.40mm BMT Steel Based	0.900	0.600	1.200-1.800	0.800-1.200
.55	1.500	1.00	1.500-2.100	1.000-1.400
.70 BMT Aluminium Based	0.800	0.550	1.500	1.000
.90	1.200	0.800	2.100	1.400

Higher wind loadings and resistance to damage can be achieved by reducing purlin spacings. Refer to our Profile Technical Summary for the various options.

Span Table Notes:

(The above spans are a guide only)

*ROOF

The above spans are for a "Restricted Access Roof". Greater resistance to damage can be obtained with reduced purlin spacings. At the above spans, different wind loadings apply dependent on the fixing method

**WALLS

Different spans will provide different wind loads. Refer to our Profile Technical Summary/NZMRM Code of Practice and E2/AS1 for further details and fixing methodology.

Accessories

A full range of matching accessories is available, including Ridging, Ridgecaps, Flashings, Underlays, Insulation, Fasteners, Rotary Roof Ventilators and Rainwater systems.

Translucent and Transparent roofing

Corrugate is also available as both glass reinforced fibreglass and polycarbonate roofing and cladding.

Fixings and Fasteners

Fixings and fasteners are to be of an approved type, compatible with all materials, the environment and meeting the requirements of the NZ Building Code. Installation is to be in accordance with E2/AS1 or the NZ Metal Roof and Wall

Cladding Code of Practice. Refer to our Corrugate Profile Technical Summary at www.roof.co.nz

ROOFING - FIXING APPLICATIONS

Timber Purlins

Refer to NZMRM Code of Practice as these vary depending on wind zone and purlin spacing.

Steel substrate – Use 12 x 50 Timbertite® class 4/5 screws with neos.

Aluminium substrate – Use 14 x 55 Alutites with 30mm EPDM, profiled aluminium washer and drill a 9mm oversize hole.

Steel Purlins

Steel substrate – Use 12 x 45 Steeltite® class 4/5 screws with neos

Aluminium substrate – Refer to the profile technical summary via our website www.roof.co.nz

For expansion provision in steel substrate sheets in excess of 18 mtrs and Aluminium over 12 mtrs; refer to our website or NZRM Code of Practice.

WALLING - FIXING APPLICATIONS

Timber/Steel Purlins

Steel substrate – Fix in the pan adjacent to every side-lap over rib and every second pan using Class 4/5 Timbertites® or Steeltites® and neos as appropriate, ensuring that when the fastener is into timber it is of sufficient length to penetrate the framing by 30mm.

For other materials refer to our website www.roof.co.nz.

Curving

Steel substrate Corrugate can be spring curved to the following radius. 0.40mm BMT–12 metres
0.55mm BMT–10 metres
Corrugate can be bullnosed or mechanically curved to a minimum radius of 300mm.

Ordering

Roofing Industries staff can provide technical assistance to ensure accurate ordering of roofing and accessories thereby avoiding costly errors. Corrugate is manufactured and delivered cut to length.

Handling and storage

- On delivery, visually inspect sheets for damage.
- Store Corrugate and accessories on evenly spaced and supportive dunnage, clear of the ground and under cover. If packs become wet and the product not used immediately, separate the sheets to allow air circulation and drying.
- Do not drag sheets across each other.
- If protected with strippable plastic film, keep under a UV protected cover and remove as the product is being installed.

Installation

Prior to commencing your project, please refer to our Corrugate Profile Technical Summary, E2/AS1 and the NZ Metal Roof and Wall Cladding Code of Practice. Failure to install the product to industry requirements will void the warranty.

Maintenance

Regular maintenance will extend the life of the roof and accessories. It is strongly advised that areas not receiving regular rain washing should be washed with freshwater on a regular basis. On purchasing your roof it is imperative to request a copy of the maintenance guide(s) and familiarise yourself with industry requirements. Failure to do so can void the warranty.

Warranties

Refer: www.roof.co.nz

ROOFING INDUSTRIES BRANCHES

Auckland	(Head Office) 5 John Glenn Avenue, North Harbour 0632.	Ph:(09) 414 4585	Fax:(09) 414 4586	E:auckland@roof.co.nz
Whangarei	4A Fraser Street, Whangarei 0112.	Ph:(09) 437 2040	Fax:(09) 437 5010	E:northland@roof.co.nz
Pukekohe	212 Manukau Road, Pukekohe, South Auckland 2120.	Ph:(09) 238 0050	Fax:(09) 238 6639	E:franklin@roof.co.nz
Hamilton	78 Sunshine Avenue, Te Rapa, Hamilton 3241.	Ph:(07) 849 5115	Fax:(07) 849 2115	E:waikato@roof.co.nz
Tauranga	49 Aerodrome Road, Mt. Maunganui 3116.	Ph:(07) 929 7034	Fax:(07) 929 7035	E:tauranga@roof.co.nz
Taupo	1158 Rakaunui Road, Taupo 3351.	Ph:(07) 376 7971	Fax:(07) 376 7972	E:taupo@roof.co.nz
Napier	39A Turner Place, Onekawa, Napier 4110.	Ph:(06) 281 2586	Fax:(06) 281 2589	E:napier@roof.co.nz
New Plymouth	14 Constance Street, Waiwhakaihō, New Plymouth.	Ph:(06) 758 3003	Fax:(06) 757 8259	E:taranaki@roof.co.nz
Palmerston North	653 Tremaine Avenue, Palmerston North 4410.	Ph:(06) 353 8480	Fax:(06) 353 8470	E:central@roof.co.nz
Wellington	2 Cashew Street, Grenada North, Wellington 5028.	Ph:(04) 238 4390	Fax:(04) 238 4391	E:wellington@roof.co.nz
Blenheim	Unit 3, 24 Herbert Street, Blenheim 7201.	Ph:(03) 934 5901	Fax:(03) 994 5902	E:blenheim@roof.co.nz
Christchurch	12 William Lewis Drive, Sockburn, Christchurch 8042.	Ph:(03) 339 2324	Fax:(03) 339 2325	E:christchurch@roof.co.nz
Cromwell	18 Wolter Crescent, Cromwell 9342.	Ph:(03) 928 6869	Fax:(03) 928 6610	E:cromwell@roof.co.nz

It should be noted that technical data meets the requirements of E2/AS1 and/or the NZMRM Metal Roof and Wall Cladding Code of Practice This literature should be read in conjunction with our Corrugate Profile Technical Summary at www.roof.co.nz.

