

Tekton Consulting

Tekton Group Ltd, PO Box 45045, Lower Hutt 5042, ph: +64 27 2300120

Eurostyle Spanlok™ Roof and Wall Claddings

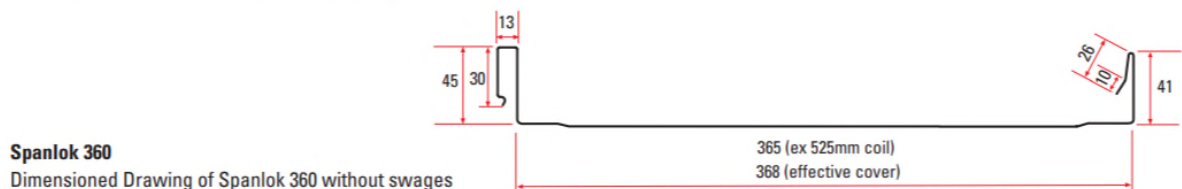

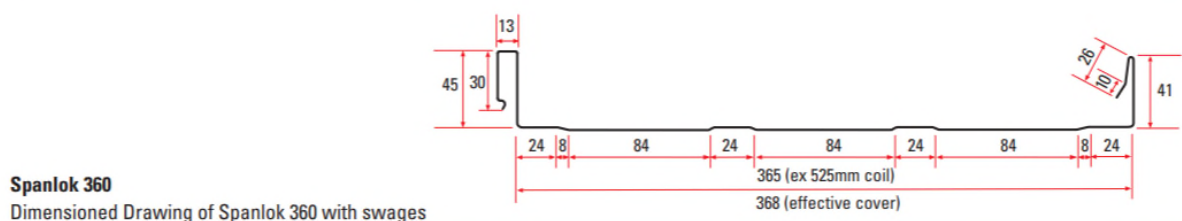
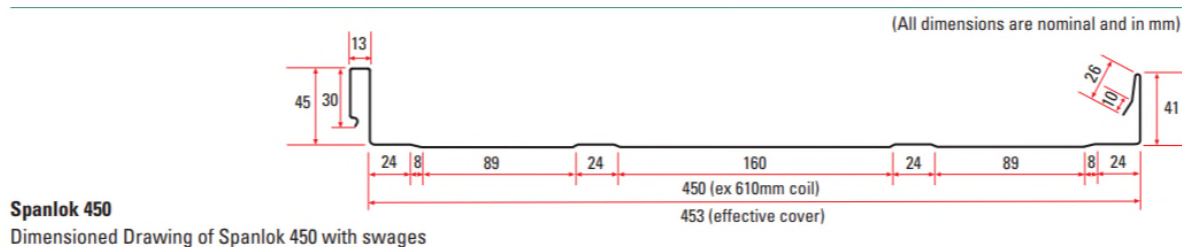
Compliance with the Building Code for E2 External Moisture

Executive Summary

This report presents arguments supporting the use of **Eurostyle Spanlok™** profile as roofing and vertically fixed wall cladding complying with the requirements of the Building Code regarding E2 External Moisture.

Background

Eurostyle Spanlok™ is a trough profile roofing and wall cladding.



Acceptable Solution E2/AS1 provides for trough profile roofing with a minimum rib height of 38 mm and 210 mm maximum between crests.

It also provides for metal cladding of corrugate or trapezoidal profiles to be used as wall cladding when fixed vertically (Risk Score 0- 6 Corrugated and symmetrical trapezoidal; Risk Score 7-20 Corrugated only). It also allows horizontal fixing over a drained and ventilated cavity. It does not provide for vertical fixing on cavity. Vertical fixing on cavity is not provided for because the battens for fixing would compromise the ventilation and drainage of the cavity. However, using castellated battens (as an alternative solution) overcomes this and is widely accepted.

Compliance with the Building code Clause E2 External Moisture for different profiles and use in alternative applications requires analysis of the profile and its use in those applications.

Eurostyle Spanlok™ profile and E2/AS1

Acceptable Solution E2/AS1 covers a range of profiles:

8.4.4 Profiles

Profiles covered in this Acceptable Solution are shown in Figure 38, and consist of:

- a) **Corrugated** – curved with a crest height of 16.5 mm minimum,
- b) **Trapezoidal** – symmetrical or asymmetrical with a minimum crest height of 19 mm, and for asymmetrical a flat or lightly profiled pan width of 210 mm maximum between crests, and
- c) **Trough profile** – with vertical ribs at a minimum height of 38 mm, and flat or lightly profiled pans of 210 mm maximum between crests.

E2/AS1 para 8.4.4	Eurostyle Spanlok™	
minimum rib height of 38 mm	41 mm	Complies
pan width of 210 mm maximum between crests	450 mm or 365 mm	Exceeds

It also applies to particular grades of material:

8.4.3.2 Steel

Materials for the manufacture of profiled steel roof cladding shall:

- a) have a BMT of 0.4 mm minimum
- b) be grade G550, or G300 for rolled, crimped, or trough profile roofing
- c) be selected for corrosion protection according to the intended exposure zone as shown in Table 20.

(The same requirements are repeated for profiled steel cladding, in para 9.6.3.2)

E2/AS1 paras 8.4.3.2/9.6.3.2	Eurostyle Spanlok™	
BMT 0.4 mm minimum	0.55 mm	Complies
Grade G550 or G300	G550	Complies
be selected for corrosion protection according to the intended exposure zone.....	Various coating options available.	Complies

Because the distance between crests exceeds the maximum specified in para 8.4.4 it is necessary to treat the use of **Eurostyle Spanlok™** as an alternative solution. But in all other respects the profile meets the characteristics specified in E2/AS1 and comparison with “compliant” profiles and applications is a valid methodology to establish compliance with the code clause E2 External Moisture.

This report examines how compliance with performance requirements of clause E2 External Moisture of the Building Code could be argued for **Eurostyle Spanlok™** roof and wall cladding as an alternative solution.

The relevant Building Code requirement is cl E2.3.2:

E2.3.2 Roofs and exterior walls must prevent the penetration of water that could cause undue dampness, damage to building elements, or both.

Analysis

Roofing

The Acceptable Solution differentiates between trapezoidal profiles (which provide a flat area in contact at the point of fixing) and corrugated profiles, and trough profiles only with respect to roof pitch. The differentiation is driven by the crest height of the profile and the risk of the channels being overfilled with water in heavy rainfall, leading to possible entry through the side laps.

The profile depth for **Eurostyle Spanlok™** is 41 mm, in excess of the minimum 38 mm specified in E2/AS1.

The crest spacing of a trough profile does not materially affect the capacity of the roof to carry and discharge rainwater.

The crest spacing of **Eurostyle Spanlok™** does have a minor effect on the spacing and number of fixing screws, which the manufacturer's technical literature addresses in its instructions regarding span and fixing patterns, to comply with B1 Structure.

Wall Cladding

The Acceptable Solution provides insight into the perceived risks associated with the profile type and differentiates risk on the basis of the profile. It differentiates between trapezoidal profiles (which provide a flat area in contact at the point of fixing) and corrugated profiles, and also between symmetrical and asymmetrical trapezoidal profiles.

This analysis compares **Eurostyle Spanlok™** with the characteristics of corrugated and trapezoidal profiles with respect to the building physics behind these profiles installed vertically directly to the framing as wall cladding.

It considers

- comparative likelihood of ingress of external moisture
- mechanisms for drainage and ventilation
- the characteristics of underlay between the profile and timber framing

Ingress of moisture behind the cladding:

The **Eurostyle Spanlok™** profile is no more likely to allow penetration of external moisture than a corrugated profile. Penetration can be considered under three scenarios:

Penetrations – such as windows etc. Flashing details etc are no more complex for **Eurostyle Spanlok™** than they are for corrugated or trapezoidal profiles.

Profile sidelaps – this can be discounted as the channels do not run with any significant depth of water (unlike, potentially, a roofing application). The side lap incorporates a capillary break that provides a drainage path down the lap joint for moisture. In the unlikely event that external moisture did migrate to the underlay, the underlay characteristics are such that the framing is protected.

Fixings – wall claddings are typically fixed through the pan of the profile. **Eurostyle Spanlok™** is fixed with concealed clips and interlocking edge lap, with no penetration through the profile.

There is no reason to believe **Eurostyle Spanlok™** is any more likely to allow the ingress of external moisture than corrugate, which is allowed as an acceptable solution.

Mechanisms for drainage and ventilation

Ventilation and drainage generally are provided by the cavities formed by the profile against the fixing battens. In the case of **Eurostyle Spanlok™** there is effectively no cavity, and direct fixing is not recommended.

A suitable cavity must be separately formed, for example, as a 20mm (min) drained and ventilated cavity as described generally in E2/AS1 but using castellated or ventilated battens to allow for vertical movement of air within the cavity.

Characteristics of the Cladding/Fixing interface

Direct fixing is not recommended for **Eurostyle Spanlok™**

With fixing over a cavity, there is no contact between the profile and the building underlay or RAB.

There is however direct contact between the underlay and the fixing framing, as occurs with cavity construction with all types of cladding. The use of **Eurostyle Spanlok™** as cladding does not give rise to any additional requirement for the underlay.

Ideally, the underlay/RAB should:

- a) have a high resistance to liquid water – to minimise passage of liquid water through the underlay, and
- b) be highly permeable to water vapour – to facilitate the diffusion of water from the underlay over time, minimising moisture gain by the fixing framing timbers.

NZS2295 provides some insights into the appropriate characteristics of underlays. For direct fixing non-absorbent cladding on timber it specifies Type W2 (Heavy Kraft) or W4 (Absorbent Synthetic) underlay. It does not limit the “non-absorbent cladding” to any particular profile, and **Eurostyle Spanlok™** would be classified as this.

The relevant requirements of NZS2295 for wall and roofing underlays are tabulated below:

Property	Wall Underlay	Roof Underlay
Water vapour resistance	7 MN s/g or less	Kraft: 7 MN s/g or less Synthetic: 0.5 MN s/g or less
Resistance to water penetration	20mm or greater	100mm or greater
Absorbency	100g/m ² or greater	150g/m ² or greater

The parameters of underlays relevant to the management of external moisture are more critical for roofing underlay than for wall underlay, and the properties exceed the requirements for wall underlays. The use of a roofing underlay in the place of a wall underlay could provide an even more conservative option.


Designers and specifiers should refer to the manufacturer's technical literature for instructions for the installation of **Eurostyle Spanlok™** and to the NZ Metal Roof and Cladding Code of Practice.

Conclusions

Eurostyle Spanlok™ roofing can be expected to meet the performance requirements of E2 External Moisture equivalent to trough profile metal roofing as provided for in Acceptable Solution E2/AS1.

Eurostyle Spanlok™ fixed vertically as cladding over a 20 mm (min) drained and ventilated cavity can be expected to meet the performance requirements of E2 External Moisture.

Absorbent synthetic wall underlay Type W4 or heavy kraft wall underlay Type W2 specified in NZS2295 allows the direct fixing of a non-absorbent cladding, such as **Eurostyle Spanlok™** on timber framing. A roofing underlay (Types R1, R2, R3, or R4) in the place of wall underlay would provide at least equivalent performance.



P N Thorby