

NEW



MASONS
Designed Smart, Built Tough.

40 Below Platinum

Our **NEW Premium Flashing Tape** in our Best Selling **40 Below™ Flashing Tape** Range

Superb Adhesion • Excellent Water Resistance • Ultra Thin and Pliable

Large Range of Sizes



Improved Adhesion



SILVER FACER
For excellent water resistance



POLY ACRYLIC ADHESIVE
Aggressive and reliable

ULTRA THIN - No build-up in corners



NAIL AND SCREW SEALABILITY
To AAM-711.13

MASONS
Designed Smart, Built Tough.

40 Below™ Platinum

Flashing Tape

40 Below™ Platinum is a self adhesive flashing tape to seal around windows, doors, and other joinery openings as a secondary defense against water penetration without the use of a heat gun and primer spray.

It has an advanced adhesive and a silver foil water resistant facer to bring you an ultra thin, pliable flashing tape with excellent adhesion. It is ultra thin so there is no build-up in corners.

This tape may also be used on UNI and UNI FR Flexible Air Barriers for seam overlaps and head flashings.

New Zealand Building Code Standard (NZBC)

For a risk score between 0-20 in accordance with NZBC Acceptable Solution E2/AS1.	Pass
B2 Durability, E2 External Moisture and F2 Hazardous Materials. Reliable adhesion -10°C to +40°C	Pass
NZS3604 Building Wind Zones up to and including 'Extra High' AS/NZS 4201.4:1994	Pass

Tested to ASTM D3330 for adhesion and AAMA-711.5.21 for nail and screw sealability.

Roll Sizes	75mm x 20m 100mm x 20m 150mm x 20m 230mm x 20m
Facer Colour	Aluminium foil
Sealant Compatible*	Yes
UV Resistance	180 days
Temperature Range - Application	-10°C to 40°C +
Layers on sill for Nail/Screw Sealability**	2
Codemark Certified***	Yes
Rigid Air Barrier****	Yes
Use on UNI and UNI FR Seams, Overlaps and Head Flashings	Yes
Use on UNI and UNI FR Openings	Yes
Use on HT Green	Yes

* All 40 Below flashing tapes are compatible with common construction sealants. Masons recommends a site patch test or reference to the sealant.

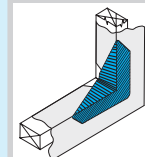
** Tested to AAMA-711.20. Tensile Strength ASTM D1970, Water Penetration around Fasteners AAMA 711, Peel Adhesion to Substrates ASTM D3330, Elevated Temperature ASTM D3330, Thermal Cycling ASTM D3330, Cold Temperature Pliability ASTM C765, Resistance to Peel AAMA 711, Low Temp Adhesion to Substrates ASTM D3330.

*** Check Masons website or the MBIE Codemark certificate for valid certificates.

**** 40 Below may not be approved for use with some Rigid Air Barrier Systems. Check with the manufacturer.

Window Sill Installation

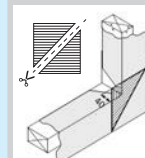
1a. Corner Guard



1a. Corner Guard - option 1

Place the Corner Guard over the building wrap and into the BOTTOM corners of the window or door sill and staple to the jamb.

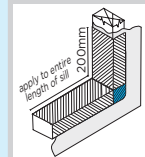
1b. Corner Guard



1b. Corner Guard - option 2

Cut a 150mm square of 40 Below tape into two equal triangular pieces. Install these at the bottom corners of the frame opening. The triangle needs to reach 40mm in from the extreme end of the window sill, with the remainder overlapping the building paper.

2. Sill Guard



2. Sill Guard

Install sill tape flush with the interior face of the opening. Apply along entire length of sill, and continue up each jamb with a minimum of 100mm. 200mm is recommended.

STORAGE: Store in a dry room +5°C to +25°C, protected from direct sunlight. Leave in protective wrapper until immediately prior to use.

Window Head Installation

1. Lintel Piece



1. Install lintel pieces on top corners of opening, 200mm along the lintel and 200mm down the jamb. Slit at each corner and fold onto outer face of building wrap (at least 50mm).

2. Butterflies



2. To create a seal at corner junction, install butterflies at 45° across the corner of head/jamb.

IMPORTANT: Smooth out all creases and press firmly with a plastic scraper for good adhesion. Hand pressure alone will not activate the adhesive.



Description	Roll Size	Masons Code
40 Below Platinum Flashing Tape 75mm	H 75mm x L 20m	40PLBELOW75x20
40 Below Platinum Flashing Tape 100mm	H 100mm x L 20m	40PLBELOW100x20
40 Below Platinum Flashing Tape 150mm	H 150mm x L 20m	40PLBELOW150x20
40 Below Platinum Flashing Tape 230mm	H 230mm x L 20m	40PLBELOW230x20

Masons Corner Guards for use with 40 Below Flashing Tape



Tape widths may vary +/-2mm

For support call **0800 522 533** visit **masons.nz** email **support@mpb.co.nz**

