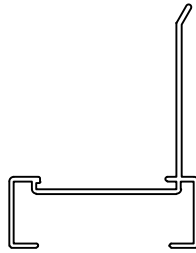
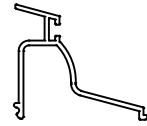


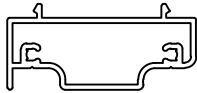
**F627**  
LOUVRE  
FRAME



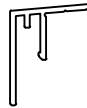
**F622**  
LOUVRE  
WEATHERBAR



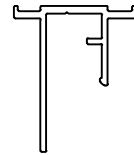
**02048**  
WEATHERSTRIP  
STRIP




**F621**  
LOUVRE INSERT  
FRAME




**02050**  
GLASS BLADE  
CARRIER



**02051**  
TIMBER BLADE  
CARRIER



**F624**  
6" LOUVRE



**F625**  
4" LOUVRE

COPYRIGHT. THIS DRAWING IS THE PROPERTY OF ALUMINIUM SYSTEMS N.Z. LTD., AND MUST NOT BE USED, COPIED OR ITS CONTENTS DIVULGED WITHOUT THE WRITTEN CONSENT OF THE COMPANY.

TITLE							
<b>LOUVRE EXTRUSION PROFILES</b>							
DRAWN BY	DATE	REV. BY	REV. DATE	APP'D. BY	SCALE	DRG No.	REV.
C.A.P.	17-02-10				1/2 FULL SIZE	J03-1-01	A