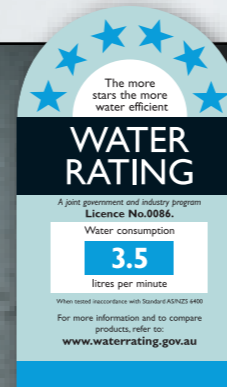


A wave does it!

New advances in Touch-Free Washroom Systems from Zenith, today's leader in Touch-Free technology.



Zenith Touch-Free Infrared Taps for superior hygiene in any location.

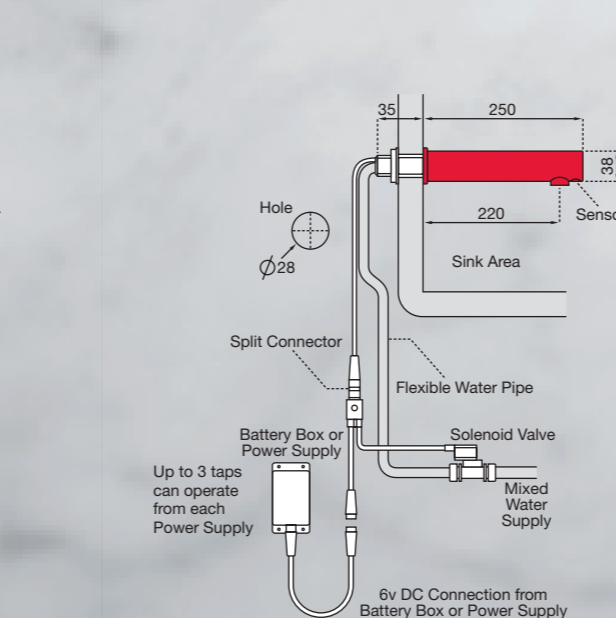
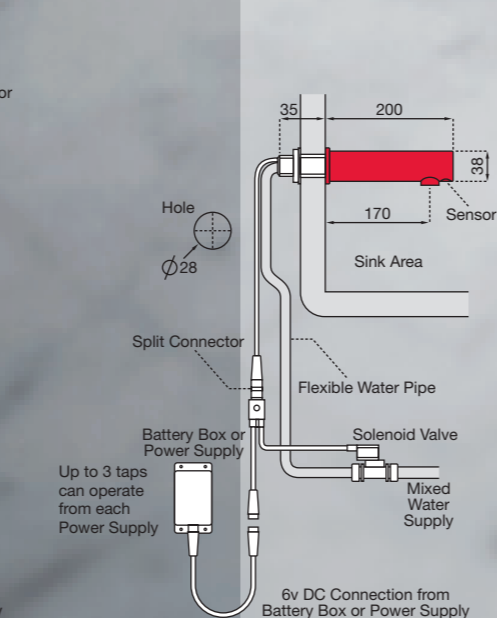
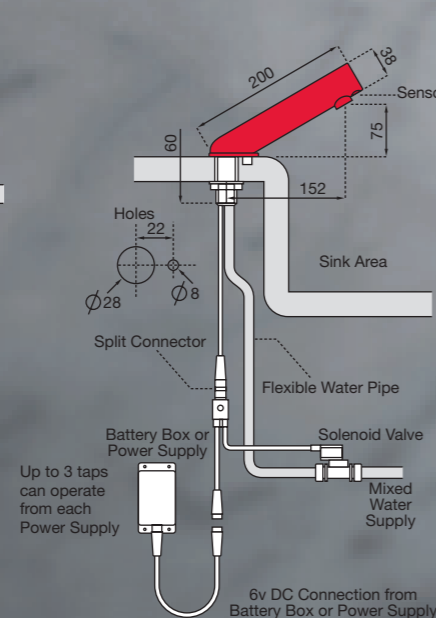
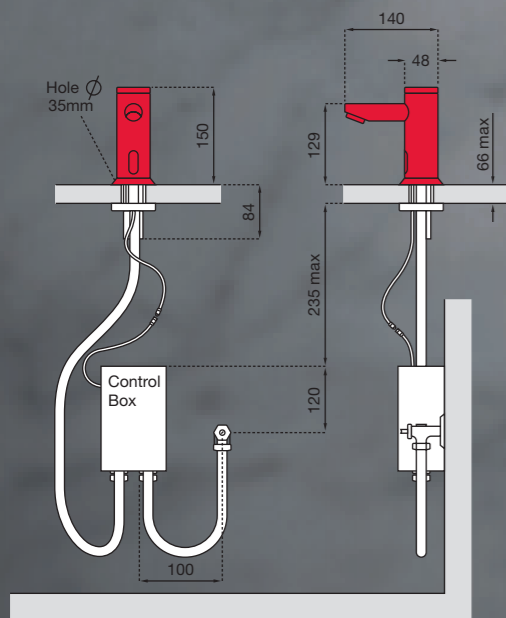


Zenith Sensor Tap Deck Mount
Models 42220NZ and 42221NZ
Polished Chrome DR Brass

Zenith AquaSense Deck Mount
Models 422208NZ and 422211NZ
Brushed stainless steel

Zenith AquaSense Wall Mount
Models 42223NZ and 42222NZ
Brushed stainless steel

Zenith AquaSense Surgeon Scrub
Models 42225NZ and 42226NZ
Brushed stainless steel



Plumbing hose, tap to control box, 750 mm
Connection cable, tap to first joint, 750 mm
Interconnection cable, 100 mm
Plumbing hose, mains to control box, 485 mm
Power cable (240 volt AC) 1200 mm



Plumbing hose, tap to control box, 750 mm
Connection cable, tap to first joint, 540 mm
Interconnection cables, 375 mm
Power cable (240 volt AC) 1100 mm

Wall mounted models supplied from October 2009 provide for easy removal of the tap from its mounting so as to simplify maintenance or replacement without demounting the tap base from the wall.

Deck Mounted Vertical

- 42220NZ Zenith Sensor Tap – Mains Powered – 150 mm
- 42221NZ Zenith Sensor Tap – Battery Powered – 150 mm

Deck Mounted High Neck

- 422234 Zenith AquaSense Tap - Mains Powered - 130mm
- 422229 Zenith AquaSense Tap - Battery Powered - 130mm

Deck Mounted Diagonal

- 422208NZ Zenith AquaSense Tap – Mains Powered – 152 mm
- 422211NZ Zenith AquaSense Tap – Battery Powered – 152 mm

Wall Mounted Short

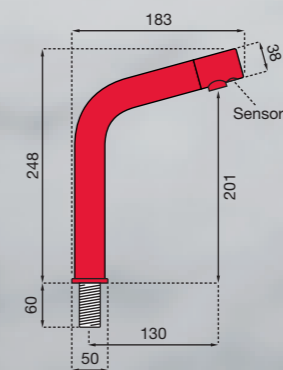
- 42223NZ Zenith AquaSense Tap – Mains Powered – 200 mm
- 42222NZ Zenith AquaSense Tap – Battery Powered – 200 mm

Wall Mounted Surgeon Scrub

- 42225NZ Zenith AquaSense Tap – Mains Powered – 250 mm Surgeon Scrub
- 42226NZ Zenith AquaSense Tap – Battery Powered – 250 mm Surgeon Scrub

Standard model water flow ceases within 2 seconds after hand removal; Surgeon Scrub model stops 20 seconds after hand removal so as to provide for basin rinsing.

- Six-star WELS water rating, cuts water consumption
- Designed to deliver water at 3.5 litres per minute
- Sensor is positioned to prevent accidental activation
- Design minimises run-on due to reflective surfaces
- Solenoid latching valve supplied, with connections
- Power pack (240/6 volt) connects to 10 amp GPO
- Lithium battery pack option for simpler installation
- Heavy duty construction to avoid vandal damage
- For temperature controlled water, a thermostatic mixing valve may be required



Zenith AquaSense High Neck



The spray nozzle produces an aggressive spray (versus a cascade) for high cleansing capability at a low flow rate.

A stainless steel plate allowing for the option of horizontal or vertical plate mounting on less rigid walls is included with all wall mounted models



Zenith Touch-Free Automatic Hand Dryers for fast, effective hand and face drying.

Zenith SuperDry Extreme 20012NZ

- Robust die-cast aluminium alloy case (silver)
- Bi-directional flap directs air flow up or down
- Cuts out if overheated or in use > 60 seconds
- Automatically re-sets if cut-out is activated
- Option: concealed wiring or plug to 10 amp GPO

Zenith SuperDry Standard 20000NZ

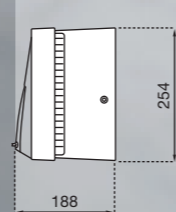
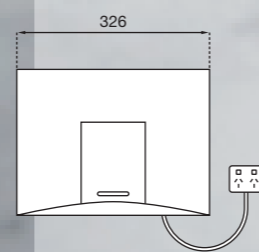
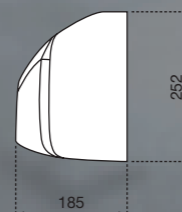
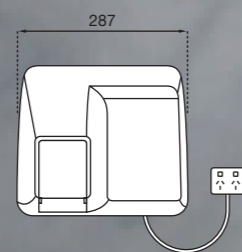
- Robust die-cast aluminium alloy case (white)
- Bi-directional flap directs air flow up or down
- Cuts out if overheated or in use > 60 seconds
- Automatically re-sets if cut-out is activated
- Option: concealed wiring or plug to 10 amp GPO

Model 20000NZ
(White Casing)

Flap directs air up for face drying

Model 20012NZ
(Aluminium Casing)

Flap directs air up for face drying



Zenith Touch-Free Soap Dispensers:

29013NZ Zenith Soap Dispenser – Stainless Steel – Battery Powered

29023NZ Zenith Soap Dispenser – White Plastic – Battery Powered

- Touch-free infrared sensor detects hand in position
- Sensing-to-dispensing delay 0.5 to 1.0 second
- Battery powered for simple, inexpensive installation
- Soap viscosity applicable: 1-3500 mPa.s (cP)
- Dimensions (W x D x H) 115 x 125 x 240 mm



Stainless steel lockable dispenser, dispensed volume adjustable 1 to 5 seconds, 1000 mL capacity.

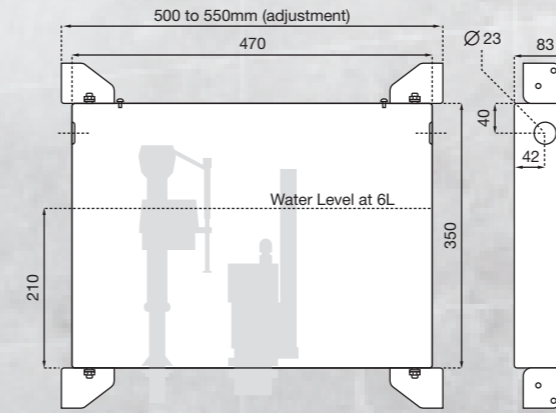
White plastic soap dispenser, capacity 800 mL

Today's most elegant way to provide Touch-Free Pan Flushing.


- 41096NZ Zenith FlushMaster Dual Flush Valve Kit
- 41097NZ Zenith FlushMaster In-Wall Stainless Cistern supplied with 41096 kit, inlet valve and flush pipe
- 43099NZ Zenith FlushMaster On-Wall Stainless Cistern supplied with 41096 kit, inlet valve and flush pipe
- 41099NZ Stainless steel access panel and fastening frame

- Electronically controlled in-cistern outlet valve
- Linked to 2 touch-free infrared motion sensors
- One sensor activates 3.0 litre flush, other 4.5 litre
- Timer can be set to flush 1 to 9 seconds (1 to 9 litres)
- Sensors activate only when hand is within 50 to 75 mm
- Sensors can be positioned for easy user access
- Stainless backplate provided for sensor mounting
- Supplied with stainless steel cisterns for new sites
- Also fits 6/3 and 4.5/3 litre flat base existing cisterns
- Also suits restricted-mobility or grey-water washrooms

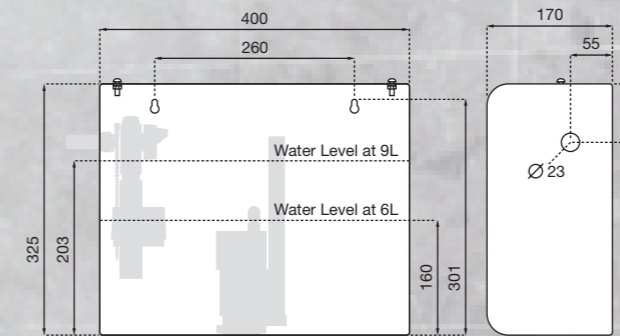
In-wall Cistern



Cistern Access Panel



On-wall Cistern

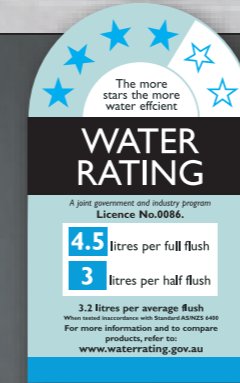


Touch-free sensors on 230 x 135 mm stainless steel backplate (supplied)

Sensors and bezels can mount directly to the wall



A wave does it!




Inlet valve supplied with on-wall cistern

Inlet valve supplied with in-wall cistern

Outlet valve fitted within each cistern

Outlet pipe supplied to connect with pan



Automatic Touch-Free Flushing for Single-Stall or Single-Trough Urinals.

42214NZ Zenith FlushMaster Solo WS005 Ceiling Sensor & Solenoid Kit

Accessories:

- 99024NZ Zenith FlushMaster Direct Injection Air Break Kit 1.0-inch BSP/25 mm
- 99025NZ Zenith FlushMaster Direct Injection Air Break Kit 1.25-inch BSP/32 mm
- 99026NZ Zenith FlushMaster Direct Injection Air Break Kit 1.5-inch BSP/40 mm



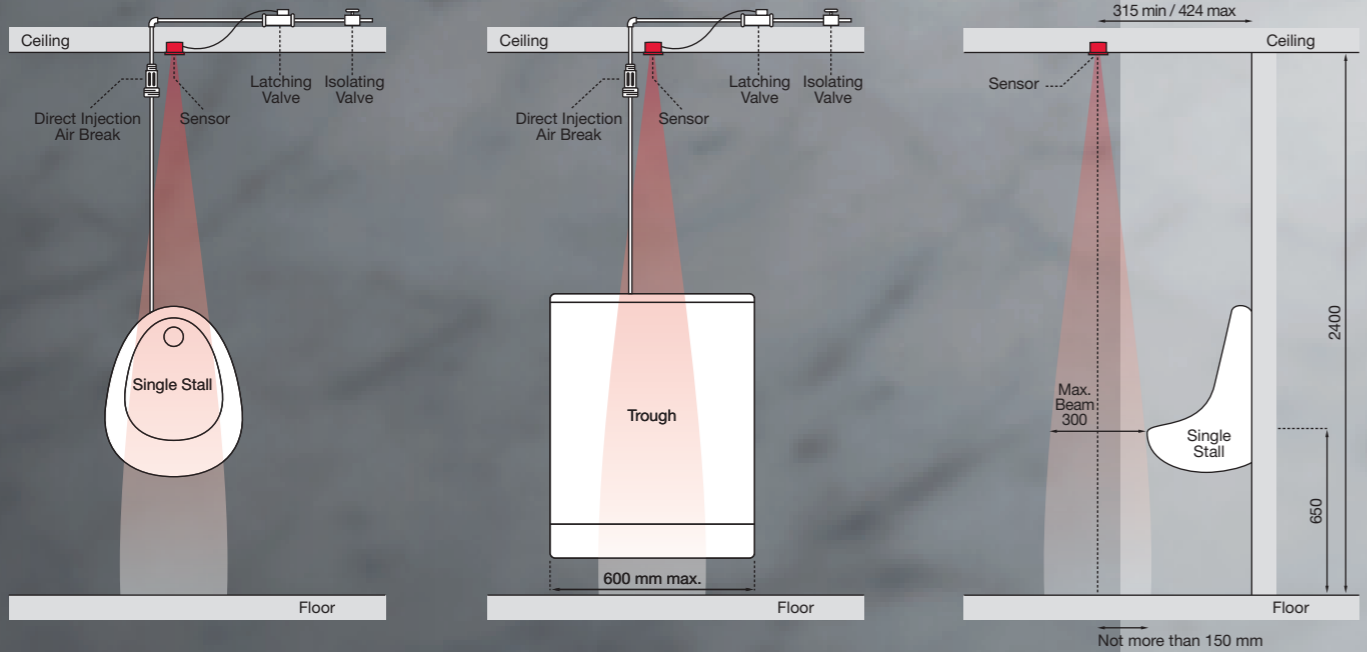
Ceiling Recessed Sensor

Latching valve with plumbing connections and a Restrictaflow water flow restrictor

Air Breaks for Direct Injection

WS005 Ceiling Sensor
80 mm dia 64 mm cutout

- Today's most effective single-stall flushing system
- Four-star WELS water rating, at 1.1 litre per flush
- Outstanding water savings: soon pays for itself
- Compact 80 mm ceiling-recessed infrared sensor
- Narrow beam limits detection area to under 300 mm wide
- Five second sensor delay beats accidental tripping
- Adjustable flush cycle to meet your needs precisely
- Can be set for 12 hour janitor flush when unused
- Solenoid latching valve supplied with connections
- Power pack (240/6 volt) connects to 10 amp GPO



WS003 Ceiling Sensor
128 mm dia 105 mm cutout for retrofit

WS004 Ceiling Sensor
80 mm dia 64 mm cutout

WS002 Surface Mounted Sensor
125 x 90 x 60 mm



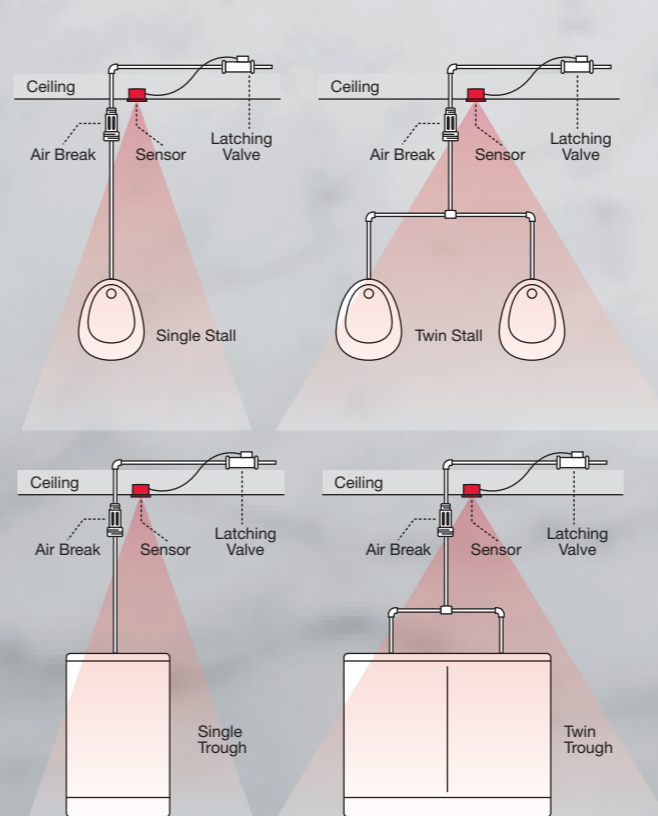
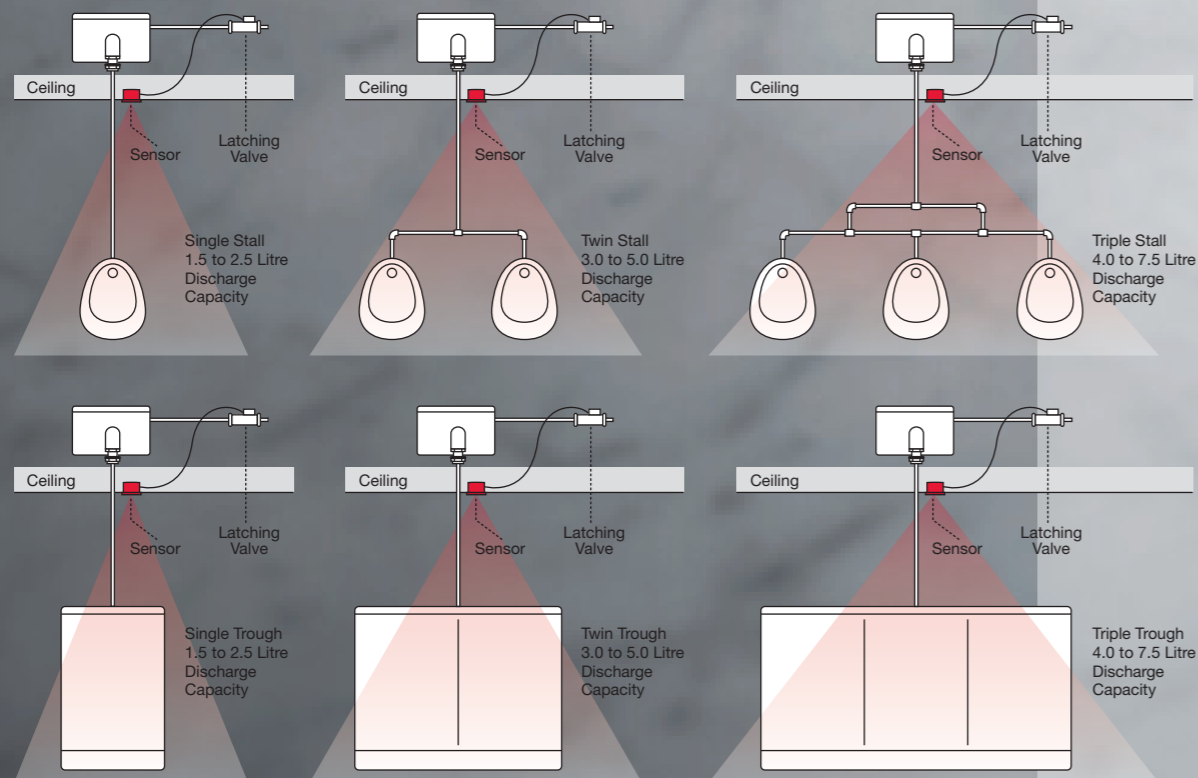
Activation Indicator

Latching Valve

Auto-syphon for Cistern Systems

Air Breaks for Direct Injection

Optional power pack connects to 220/240 V AC



Automatic Touch-Free Flushing for Urinal Installations of every kind.

Zenith FlushMaster Urinal Systems:

- 41091NZ Zenith FlushMaster WS004 Ceiling Sensor & Solenoid Kit (with battery)
- 41095NZ Zenith FlushMaster WS003 Ceiling Sensor & Solenoid Kit (with battery)
- 40090NZ Zenith FlushMaster WS002 Surface Sensor & Solenoid Kit (with battery)

Accessories:

- 99021NZ Zenith FlushMaster Auto Syphon Kit (for cistern) 1.0-inch BSP/25 mm
- 99022NZ Zenith FlushMaster Auto Syphon Kit (for cistern) 1.25-inch BSP/32 mm
- 99023NZ Zenith FlushMaster Auto Syphon Kit (for cistern) 1.5-inch BSP/40 mm
- 99024NZ Zenith FlushMaster Direct Injection Air Break Kit 1.0-inch BSP/25 mm
- 99025NZ Zenith FlushMaster Direct Injection Air Break Kit 1.25-inch BSP/32 mm
- 99026NZ Zenith FlushMaster Direct Injection Air Break Kit 1.5-inch BSP/40 mm
- 99031NZ Zenith FlushMaster 240/6 volt Power Pack for WS002/3/4

- Australia's most widely used urinal flushing systems
- Surface mounted or ceiling recessed infrared sensor
- Solenoid latching valve supplied with connections
- Variable flush cycle to allow for site requirements
- Catering for long slab troughs and wall-hung urinals
- Zero WELS water rating, at 1.1 litre per flush
- Battery operated for simple, inexpensive installation
- Optional power pack connects to 220/240 volt AC power
- Green activation indicator shows red if battery is low
- System fails "safe" (no flow) if battery or power fails



Zenith Touch-Free | Washroom Technology

Need more information?

Contact your Zenith Washroom Technology supplier.
Or Zenith Customer Care:

Zenith Heaters Ltd
Unit 2 / 15 Moselle Avenue
Henderson Auckland
Phone 0800 558 055
Fax 0800 559 055
www.zenithheaters.co.nz

zenith^o
instant boiling water

