

# KS1000RW ROOF PANEL DWG LIST

## KS1000RW STD ROOF DETAILS\_Q4 2020

| DATE     | DETAIL NAME  | DRG_REF   | REVISION | APPR |
|----------|--|-----------|----------|------|
| 23.09.20 | KS1000RW ROOF PANEL DWG LIST                                       | RW_RS_00  | -        | JS   |
| 23.09.20 | KS1000RW PANEL PROFILE DIMENSIONS                                  | RW_RS_01  | -        | JS   |
| 23.09.20 | KS1000RW ROOF PANEL PRIMARY FIXING LOCATIONS                       | RW_RS_02  | -        | JS   |
| 23.09.20 | KS1000RW PANEL LAP DETAILS   | RW_RS_03  | -        | JS   |
| 23.09.20 | KS1000RW PANEL LAP SUPPORT PLATE                                   | RW_RS_03a | -        | JS   |
| 23.09.20 | KS1000RW RIDGE DETAIL  | RW_RS_04  | -        | JS   |
| 23.09.20 | KS1000RW MONO PITCH ROOF. OVERHANGING STRUCTURE. RW WALL PANEL     | RW_RS_05  | -        | JS   |
| 23.09.20 | KS1000RW MONO PITCH ROOF. RW VERTICAL WALL, FLUSH JOIN             | RW_RS_06  | -        | JS   |
| 23.09.20 | KS1000RW VERGE TO RW VERTICAL WALL                                 | RW_RS_07  | -        | JS   |
| 23.09.20 | KS1000RW VERGE FLUSH TO PRECAST R/L                                | RW_RS_08  | -        | JS   |
| 23.09.20 | KS1000RW EAVES WITH RW VERTICAL WALL PANEL, FLUSH                  | RW_RS_09  | -        | JS   |
| 23.09.20 | KS1000RW OVERHANGING EAVES WITH RW VERTICAL WALL                   | RW_RS_10  | -        | JS   |
| 23.09.20 | KS1000RW EAVES TO TILT SLAB, FLUSH                                 | RW_RS_11  | -        | JS   |
| 23.09.20 | KS1000RW VERGE WITH RW VERTICAL PARAPET - RH                       | RW_RS_12  | -        | JS   |
| 23.09.20 | KS1000RW VERGE WITH RW VERTICAL PARAPET - LH                       | RW_RS_13  | -        | JS   |
| 23.09.20 | KS1000RW RAKING VERGE WITH HIDDEN GUTTER - LH                      | RW_RS_13a | -        | JS   |
| 23.09.20 | KS1000RW VERGE TO CONCRETE PARAPET                                 | RW_RS_14  | -        | JS   |
| 23.09.20 | KS1000RW - CHANGE IN ROOF SLOPE 1                                  | RW_RS_15  | -        | JS   |
| 23.09.20 | KS1000RW - CHANGE OF ROOF SLOPE 2                                  | RW_RS_15a | -        | JS   |
| 23.09.20 | KS1000RW - ROOF STEP DETAIL  | RW_RS_15b | -        | JS   |
| 23.09.20 | KS1000RW SKILLION TO RW VERTICAL PARAPET                           | RW_RS_16  | -        | JS   |
| 23.09.20 | KS1000RW SKILLION ROOF TO PARAPET                                  | RW_RS_17  | -        | JS   |
| 23.09.20 | KS1000RW MONO PITCH FLUSH TO TILT SLAB WALL                        | RW_RS_18  | -        | JS   |
| 23.09.20 | KS1000RW MONO PITCH ROOF OVERHANGING STRUCTURE WITH TILT-SLAB WALL | RW_RS_19  | -        | JS   |
| 23.09.20 | KS1000RW OVERHANGING EAVES WITH PRECAST WALL                       | RW_RS_20  | -        | JS   |
| 23.09.20 | VERGE OVERHANG TO RW VERTICAL WALL LH                              | RW_RS_21  | -        | JS   |
| 23.09.20 | KS1000RW VERGE PRECAST OVERHANG LH                                 | RW_RS_22  | -        | JS   |
| 23.09.20 | KS1000RW VERGE OVERHANG PRECAST WALL RH                            | RW_RS_23  | -        | JS   |
| 23.09.20 | KS1000RW HIP DETAIL  | RW_RS_24  | -        | JS   |
| 23.09.20 | KS1100CS GUTTER, KS1000RW ROOF & PARAPET WALL                      | RW_RS_25  | -        | JS   |
| 23.09.20 | KS1100CS GUTTER KS1000RW ROOF & PRECAST WALL                       | RW_RS_26  | -        | JS   |
| 23.09.20 | KS1100CS INTERNAL VALLEY GUTTER KS1000RW ROOF                      | RW_RS_27  | -        | JS   |
| 23.09.20 | KS1000RW VALLEY DETAIL_2   | RW_RS_29  | -        | JS   |
| 23.09.20 | KS1000RW VALLEY DETAIL_3   | RW_RS_30  | -        | JS   |
| 23.09.20 | KS1000RW SAFEPRO2 ROOF ANCHOR                                      | RW_RS_31  | -        | JS   |

|   |                  |                 |                  |
|---|------------------|-----------------|------------------|
| SYSTEM<br>KS1000RW Std Roof Details_Q4 2020 |                  |                 |                  |
| DESCRIPTION<br>KS1000RW ROOF PANEL DWG LIST |                  |                 |                  |
| APPROVED BY<br>JS                           | DATE<br>23.09.20 | REVISION<br>-   |                  |
| DRG REF:<br>RW_RS_00                        | SCALE<br>1       | SHEET<br>1 of 1 | PAPER SIZE<br>A4 |

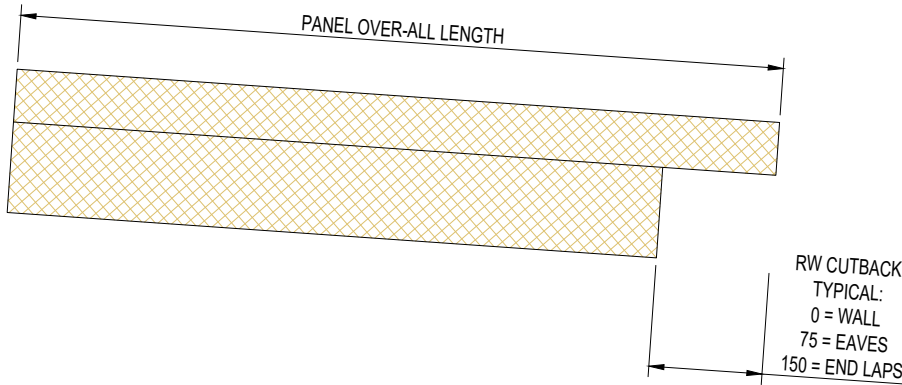
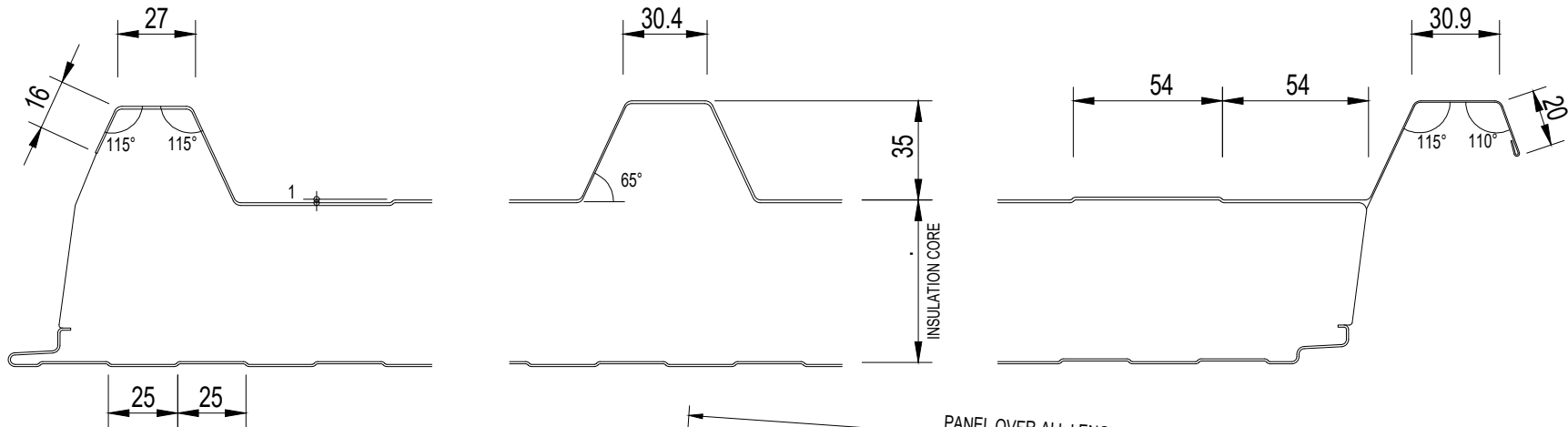
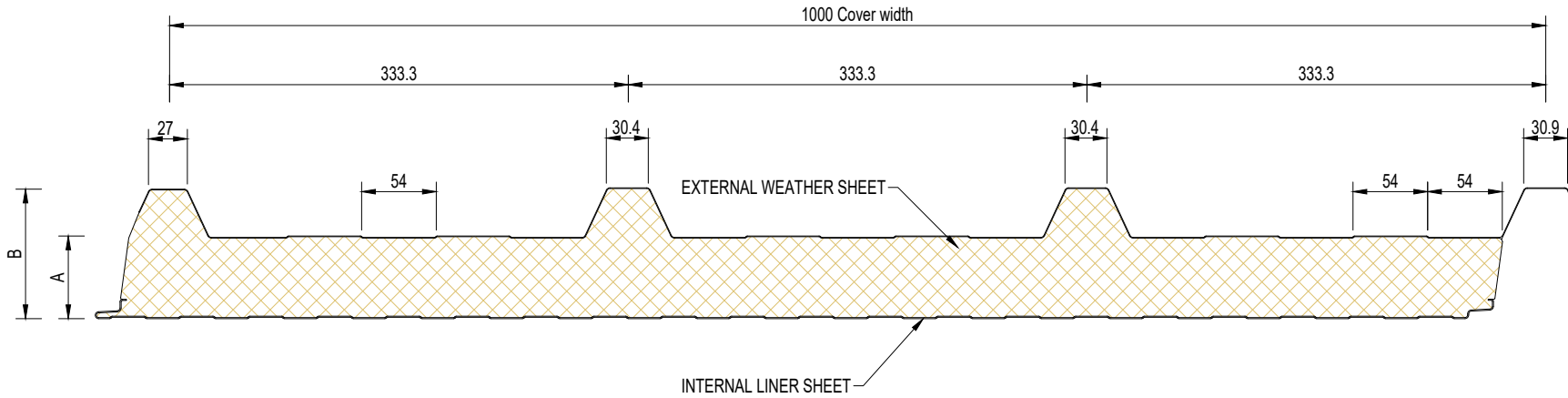
This document remains the property of Kingspan Ltd under copyright laws. Licence is granted to use this document and its contents in connection with Kingspan Ltd products only.  
©Kingspan Ltd

DO NOT SCALE. IF IN DOUBT ASK

|   |  |
|---|--|
| <p>New Zealand: Kingspan Ltd<br/>97 Montreal St<br/>Christchurch<br/>Tel: +64 (3) 260 5530<br/>Fax: +64 (3) 260 5539<br/>Freephone: 0800 121280<br/>email: info@kingspanpanels.co.nz<br/>www.kingspanpanels.co.nz</p> |  <p><b>Kingspan.</b><br/>Insulated Panels</p> |
|---|--|

# KS1000RW PANEL PROFILE DIMENSIONS

NOTE: ABOVE DIMENSIONS ARE NOMINAL, ACTUAL DIMENSIONS WILL VARY DUE TO MANUFACTURING TOLERANCES. PRECISE DIMENSIONS MUST ALWAYS BE MEASURED FROM ACTUAL SAMPLES ALL DIMENSIONS IN MILLIMETRES.



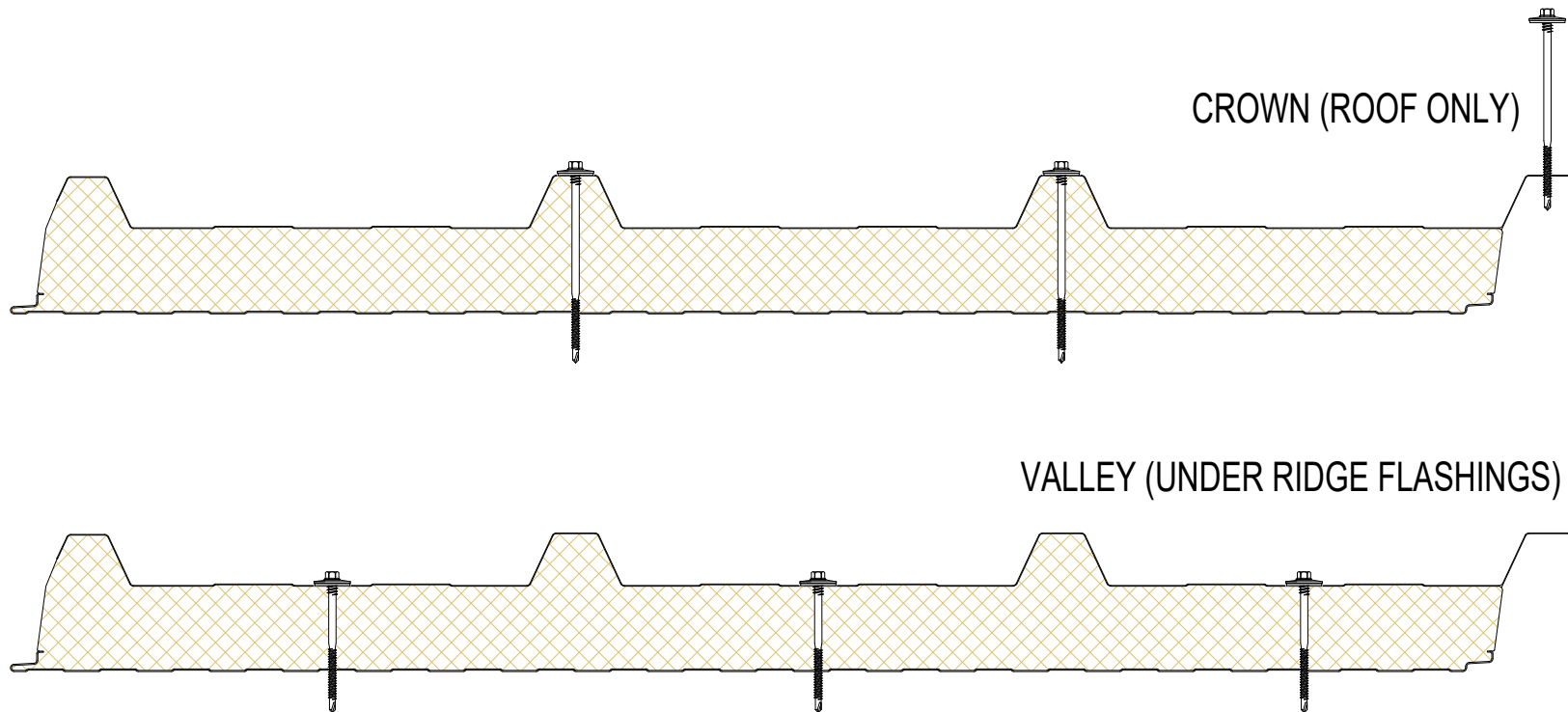
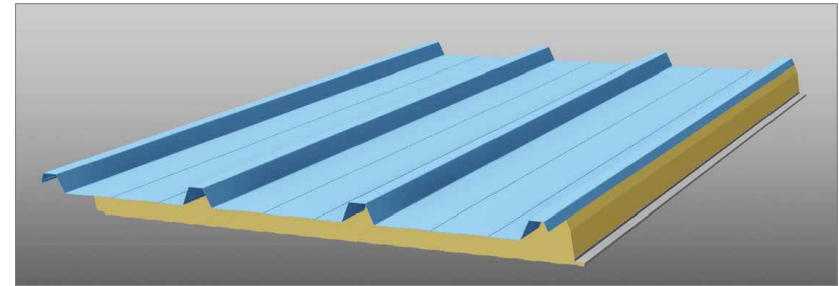
| AVAILABLE PANEL THICKNESSES  |       |       |        |        |        |
|--|-------|-------|--------|--------|--------|
| A- Core Thickness (mm)   | 40.00 | 60.00 | 70.00  | 100.00 | 120.00 |
| B- Overall Dimension (mm)  | 75.00 | 95.00 | 110.00 | 135.00 | 155.00 |
| Weight kg/m2 0.5/0.4 Steel   | 10.3  | 10.70 | 11.1   | 12.3   | 13.1   |
| Thermal Insulation 'R' Value - m <sup>2</sup> K / W<br>m <sup>2</sup> K/W Calculated at K = 0.020 W/m <sup>2</sup> | 2.39  | 3.44  | 3.96   | 5.50   | 6.53   |

|   |                  |                 |                  |
|---|------------------|-----------------|------------------|
| SYSTEM<br>KS1000RW Std Roof Details_Q4 2020   |                  |                 |                  |
| DESCRIPTION<br>KS1000RW PANEL PROFILE<br>DIMENSIONS   |                  |                 |                  |
| APPROVED BY<br>JS   | DATE<br>23.09.20 | REVISION<br>-   |                  |
| DRG REF:<br>RW_RS_01  | SCALE<br>1:5     | SHEET<br>1 of 1 | PAPER SIZE<br>A4 |
| This document remains the property of Kingspan Ltd under copyright laws. Licence is granted to use this document and its contents in connection with Kingspan Ltd products only.<br>©Kingspan Ltd |                  |                 |                  |

DO NOT SCALE. IF IN DOUBT ASK

New Zealand: Kingspan Ltd  
97 Montreal St  
Christchurch  
Tel: +64 (3) 260 5530  
Fax: +64 (3) 260 5539  
Freephone: 0800 121280  
email: info@kingspanpanels.co.nz  
www.kingspanpanels.co.nz

# KS1000RW ROOF PANEL PRIMARY FIXING LOCATIONS



|  |                  |                 |                  |
|--|------------------|-----------------|------------------|
| SYSTEM<br>KS1000RW Std Roof Details_Q4 2020                    |                  |                 |                  |
| DESCRIPTION<br>KS1000RW ROOF PANEL PRIMARY<br>FIXING LOCATIONS |                  |                 |                  |
| APPROVED BY<br>JS  | DATE<br>23.09.20 | REVISION<br>-   |                  |
| DRG REF:<br>RW_RS_02   | SCALE<br>1:5     | SHEET<br>1 of 1 | PAPER SIZE<br>A4 |

This document remains the property of Kingspan Ltd under copyright laws. Licence is granted to use this document and its contents in connection with Kingspan Ltd products only.  
©Kingspan Ltd

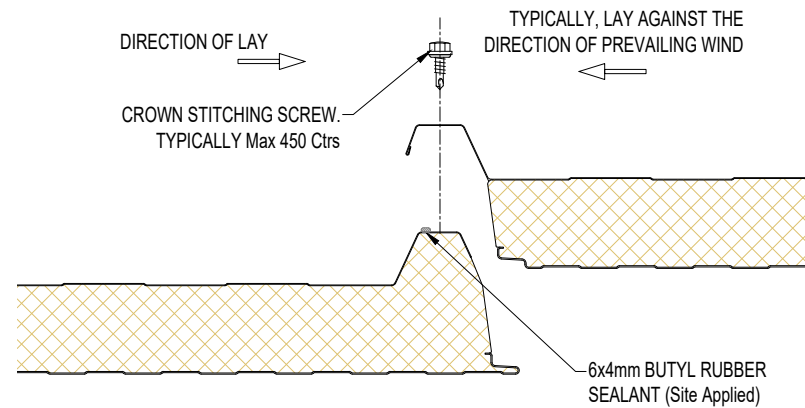
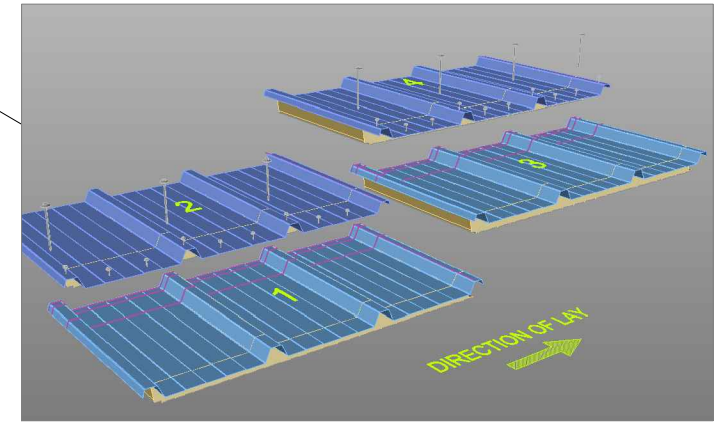
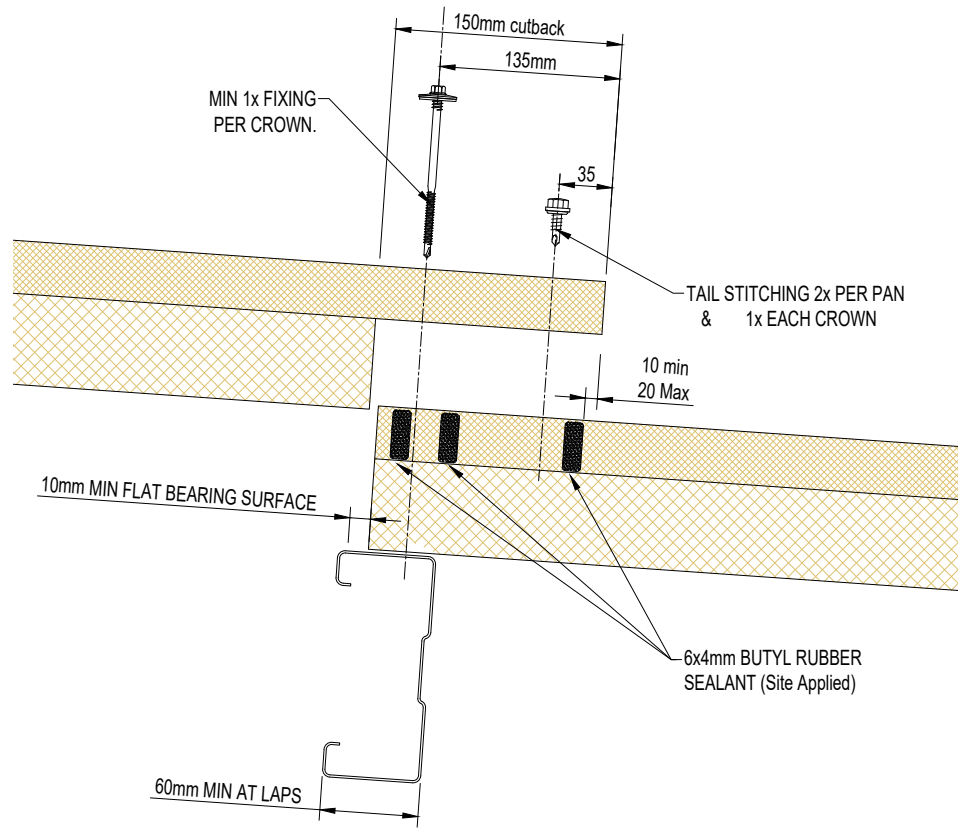
DO NOT SCALE. IF IN DOUBT ASK

New Zealand: Kingspan Ltd  
97 Montreal St  
Christchurch  
Tel: +64 (3) 260 5530  
Fax: +64 (3) 260 5539  
Freephone: 0800 121280  
email: info@kingspanpanels.co.nz  
www.kingspanpanels.co.nz

# KS1000RW PANEL LAP DETAILS

## KS1000 RW 4-Way Panel Join

**IMPORTANT:**  
MAIN FIXING MUST ENGAGE THROUGH BOTH  
UPPER & LOWER PANEL.



NOTE: TO ENSURE CORRECT PANEL INSTALLATION, ROOF PURLINS MUST BE CORRECTLY ALIGNED PRIOR TO INSTALLATION OF PANELS. END LAP PURLINS NEED TO BE TRUE & STRAIGHT

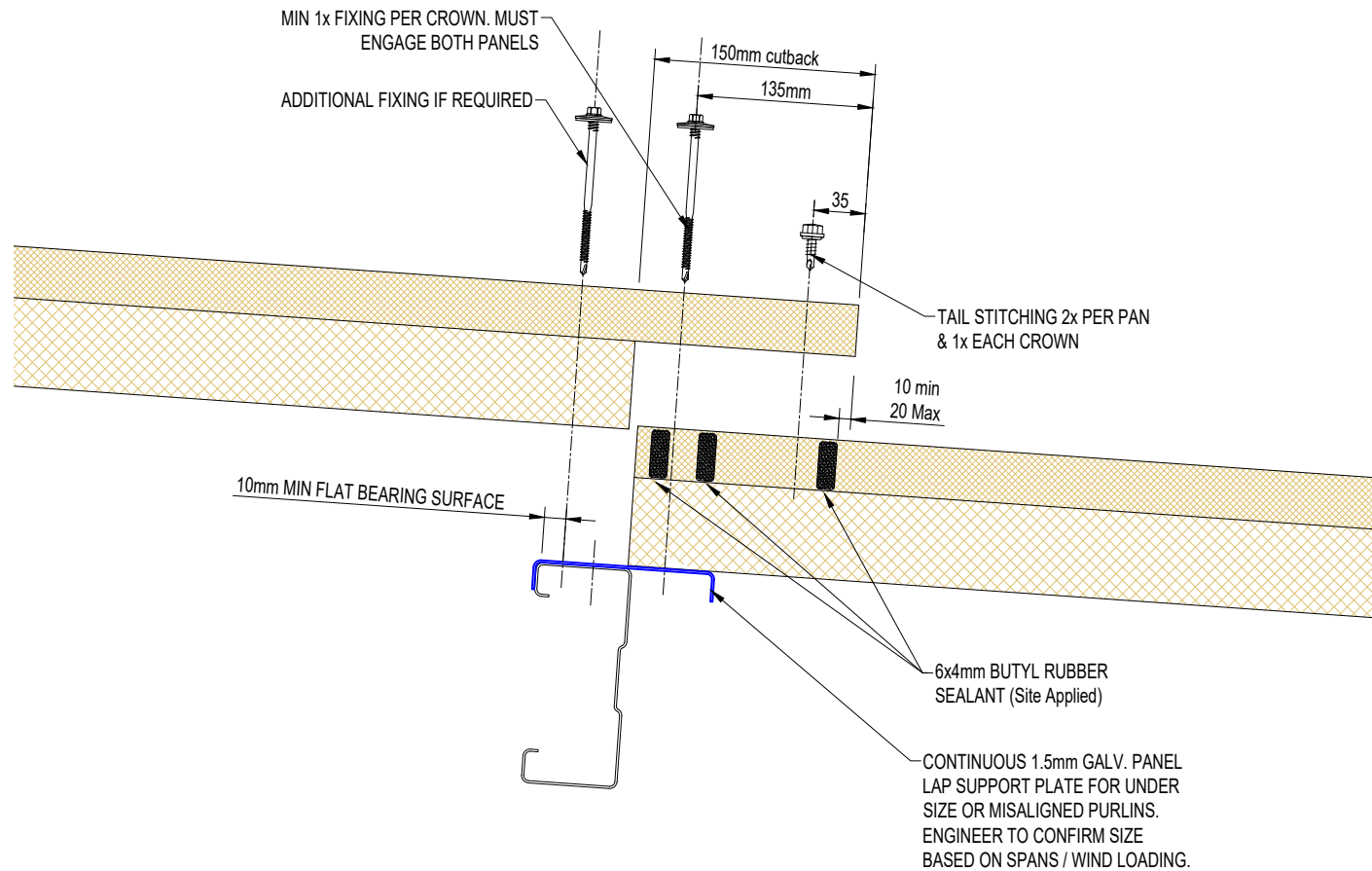
|   |                  |                 |                  |
|---|------------------|-----------------|------------------|
| SYSTEM<br>KS1000RW Std Roof Details_Q4 2020   |                  |                 |                  |
| DESCRIPTION<br>KS1000RW PANEL LAP DETAILS   |                  |                 |                  |
| APPROVED BY<br>JS   | DATE<br>23.09.20 | REVISION<br>-   |                  |
| DRG REF:<br>RW_RS_03  | SCALE<br>1:5     | SHEET<br>1 of 1 | PAPER SIZE<br>A4 |
| This document remains the property of Kingspan Ltd under copyright laws. Licence is granted to use this document and its contents in connection with Kingspan Ltd products only.<br>©Kingspan Ltd |                  |                 |                  |

DO NOT SCALE. IF IN DOUBT ASK

New Zealand: Kingspan Ltd  
97 Montreal St  
Christchurch  
Tel: +64 (3) 260 5530  
Fax: +64 (3) 260 5539  
Freephone: 0800 121280  
email: info@kingspanpanels.co.nz  
www.kingspanpanels.co.nz

# KS1000RW PANEL LAP SUPPORT PLATE

**IMPORTANT:**  
 MAIN FIXING MUST ENGAGE THROUGH BOTH  
 UPPER & LOWER PANEL.  
 DETAIL USED IF THE PURLIN IS NOT IN THE  
 CORRECT POSITION



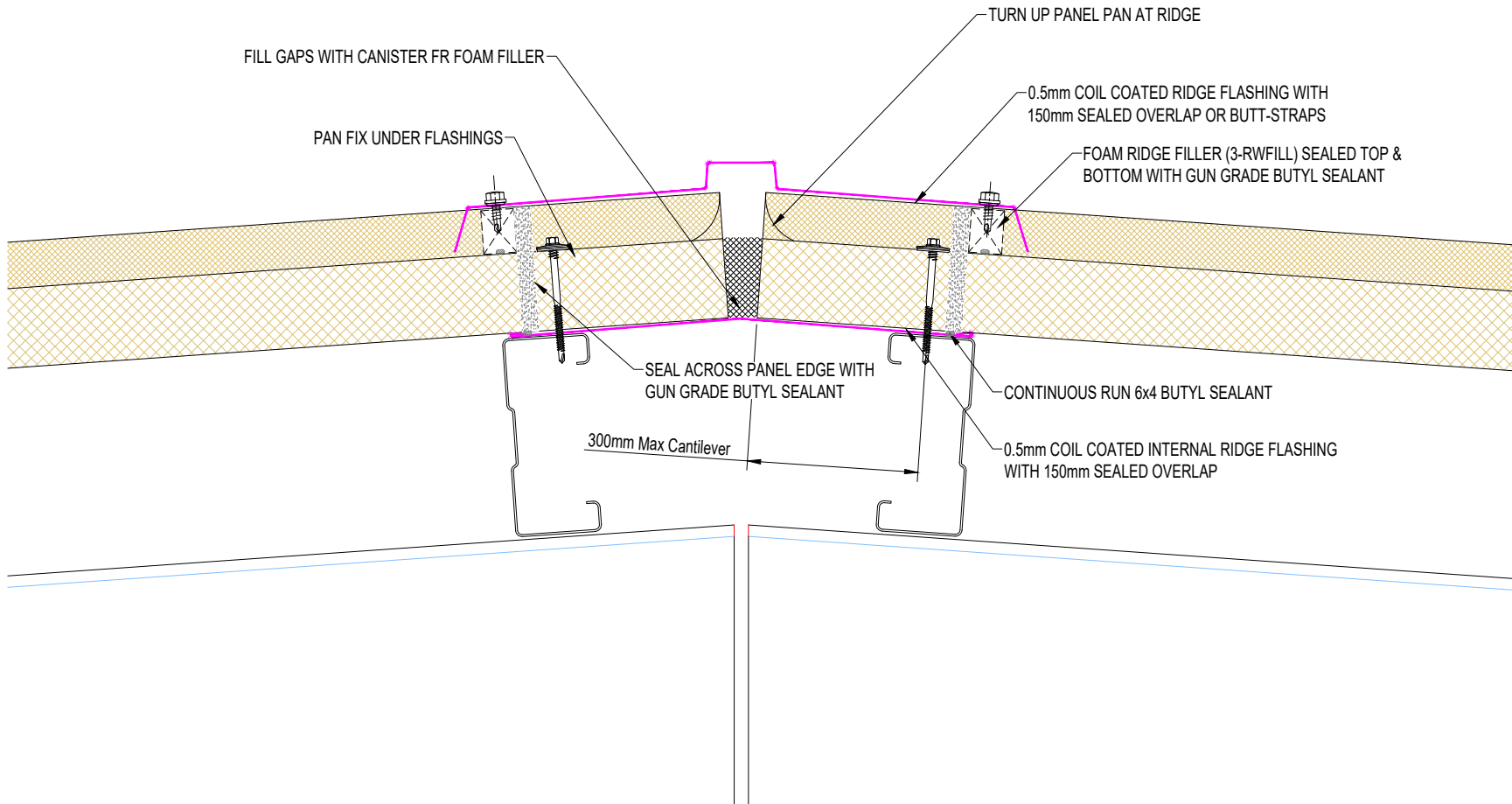
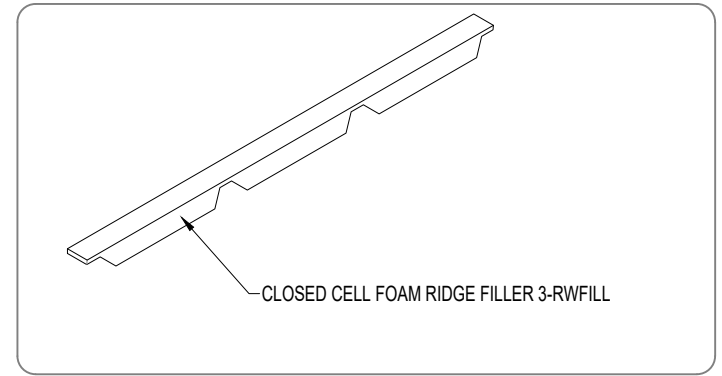
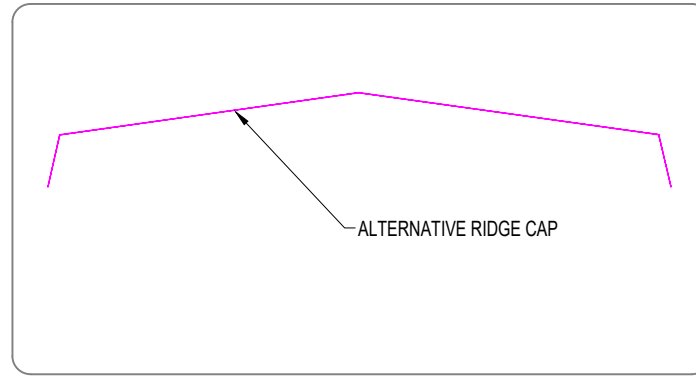
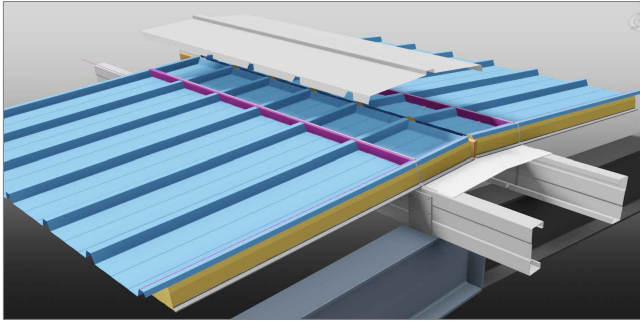
|   |                  |                 |                  |
|---|------------------|-----------------|------------------|
| SYSTEM<br>KS1000RW Std Roof Details_Q4 2020     |                  |                 |                  |
| DESCRIPTION<br>KS1000RW PANEL LAP SUPPORT PLATE |                  |                 |                  |
| APPROVED BY<br>JS                               | DATE<br>23.09.20 | REVISION<br>-   |                  |
| DRG REF:<br>RW_RS_03a                           | SCALE<br>1:5     | SHEET<br>1 of 1 | PAPER SIZE<br>A4 |

This document remains the property of Kingspan Ltd under copyright laws. Licence is granted to use this document and its contents in connection with Kingspan Ltd products only.  
 ©Kingspan Ltd

DO NOT SCALE. IF IN DOUBT ASK

New Zealand: Kingspan Ltd  
 97 Montreal St  
 Christchurch  
 Tel: +64 (3) 260 5530  
 Fax: +64 (3) 260 5539  
 Freephone: 0800 121280  
 email: info@kingspanpanels.co.nz  
 www.kingspanpanels.co.nz

# KS1000RW RIDGE DETAIL



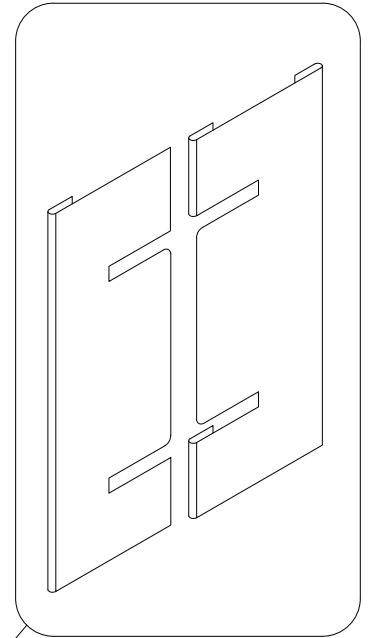
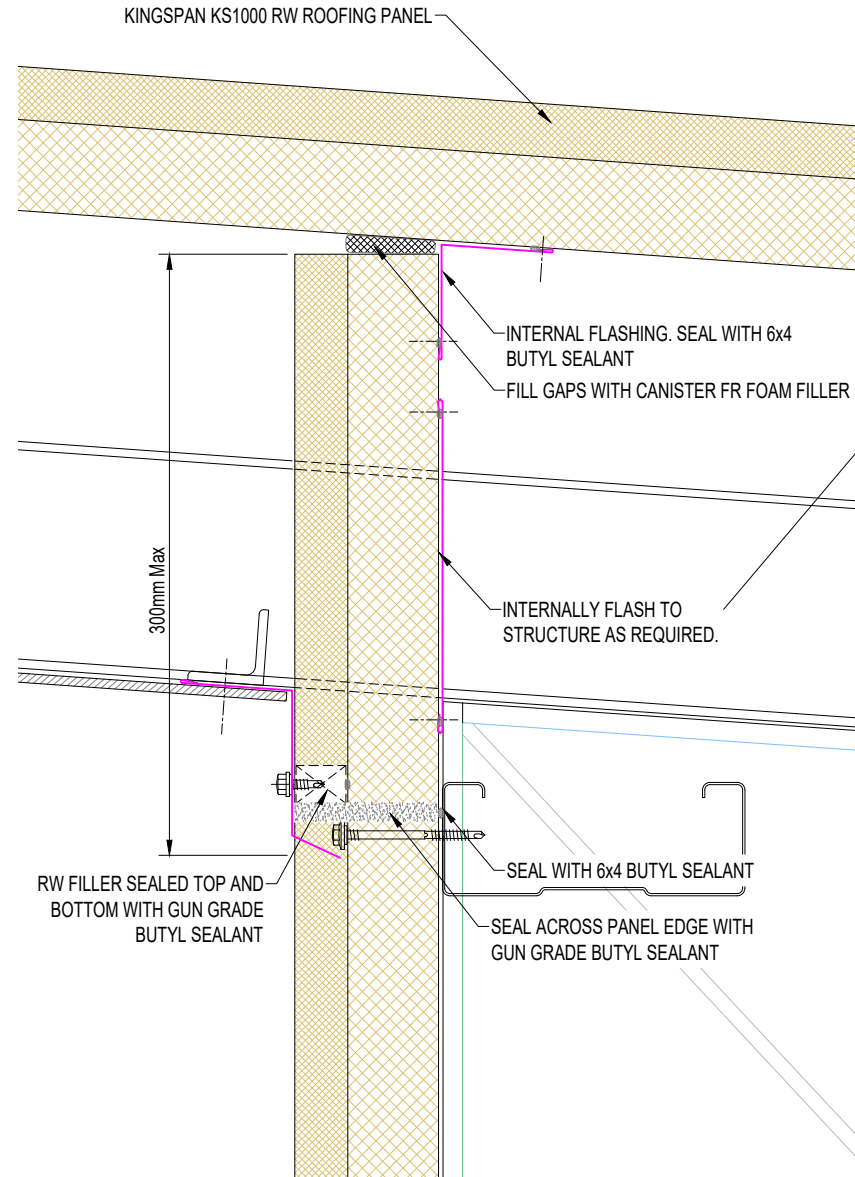
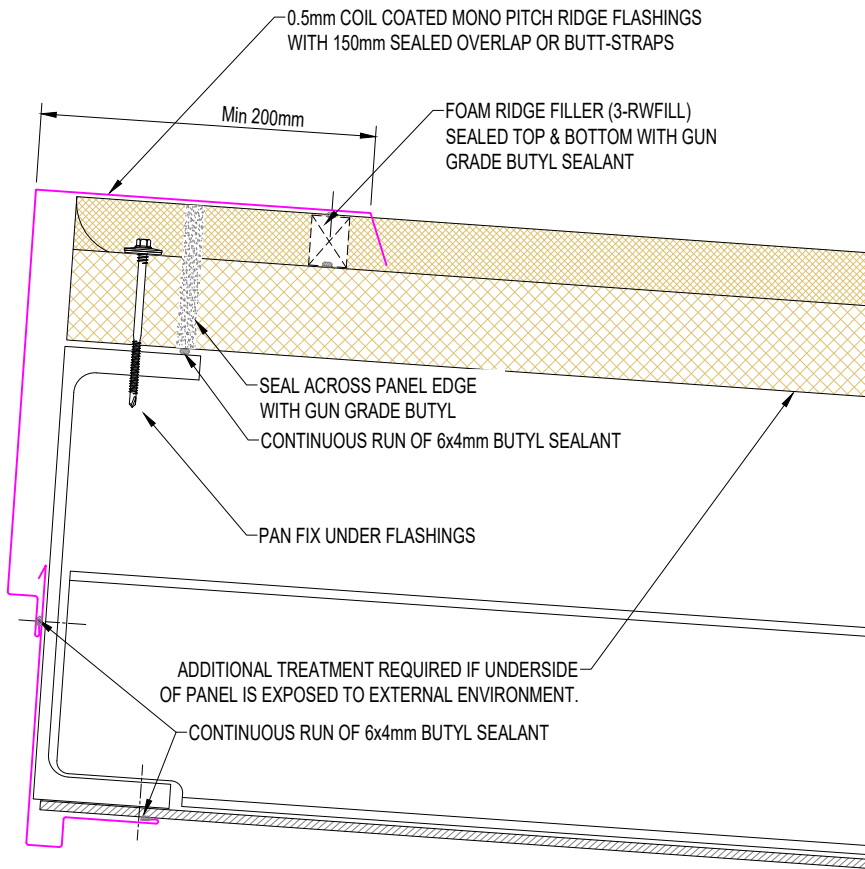
|   |                  |                 |                  |
|---|------------------|-----------------|------------------|
| SYSTEM<br>KS1000RW Std Roof Details_Q4 2020   |                  |                 |                  |
| DESCRIPTION<br>KS1000RW RIDGE DETAIL  |                  |                 |                  |
| APPROVED BY<br>JS   | DATE<br>23.09.20 | REVISION<br>-   |                  |
| DRG REF:<br>RW_RS_04  | SCALE<br>1:5     | SHEET<br>1 of 1 | PAPER SIZE<br>A4 |
| This document remains the property of Kingspan Ltd under copyright laws. Licence is granted to use this document and its contents in connection with Kingspan Ltd products only.<br>©Kingspan Ltd |                  |                 |                  |

DO NOT SCALE. IF IN DOUBT ASK

New Zealand: Kingspan Ltd  
97 Montreal St  
Christchurch  
Tel: +64 (3) 260 5530  
Fax: +64 (3) 260 5539  
Freephone: 0800 121280  
email: info@kingspanpanels.co.nz  
www.kingspanpanels.co.nz



# KS1000RW MONO PITCH ROOF. OVERHANGING STRUCTURE. RW WALL PANEL



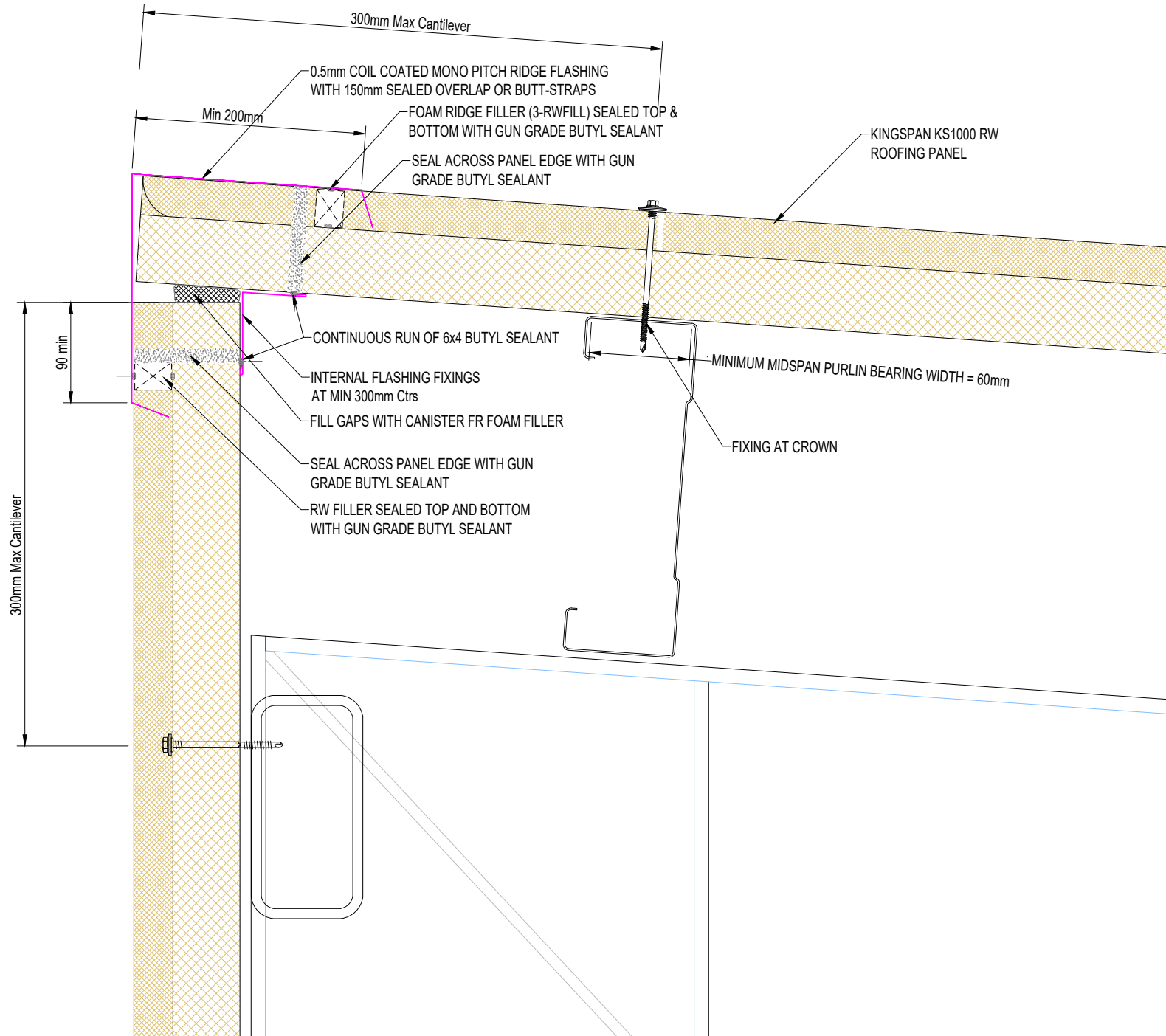
|   |                  |                 |                  |
|---|------------------|-----------------|------------------|
| SYSTEM<br>KS1000RW Std Roof Details_Q4 2020   |                  |                 |                  |
| DESCRIPTION<br>KS1000RW MONO PITCH ROOF.<br>OVERHANGING STRUCTURE. RW<br>WALL PANEL |                  |                 |                  |
| APPROVED BY<br>JS   | DATE<br>23.09.20 | REVISION<br>-   |                  |
| DRG REF:<br>RW_RS_05  | SCALE<br>1:5     | SHEET<br>1 of 1 | PAPER SIZE<br>A4 |

This document remains the property of Kingspan Ltd under copyright laws. Licence is granted to use this document and its contents in connection with Kingspan Ltd products only.  
©Kingspan Ltd

DO NOT SCALE. IF IN DOUBT ASK

New Zealand: Kingspan Ltd  
97 Montreal St  
Christchurch  
Tel: +64 (3) 260 5530  
Fax: +64 (3) 260 5539  
Freephone: 0800 121280  
email: info@kingspanpanels.co.nz  
www.kingspanpanels.co.nz

# KS1000RW MONO PITCH ROOF. RW VERTICAL WALL, FLUSH JOIN



|   |                  |                 |                  |
|---|------------------|-----------------|------------------|
| SYSTEM<br>KS1000RW Std Roof Details_Q4 2020                           |                  |                 |                  |
| DESCRIPTION<br>KS1000RW MONO PITCH ROOF. RW VERTICAL WALL, FLUSH JOIN |                  |                 |                  |
| APPROVED BY<br>JS   | DATE<br>23.09.20 | REVISION<br>-   |                  |
| DRG REF:<br>RW_RS_06  | SCALE<br>1:5     | SHEET<br>1 of 1 | PAPER SIZE<br>A4 |

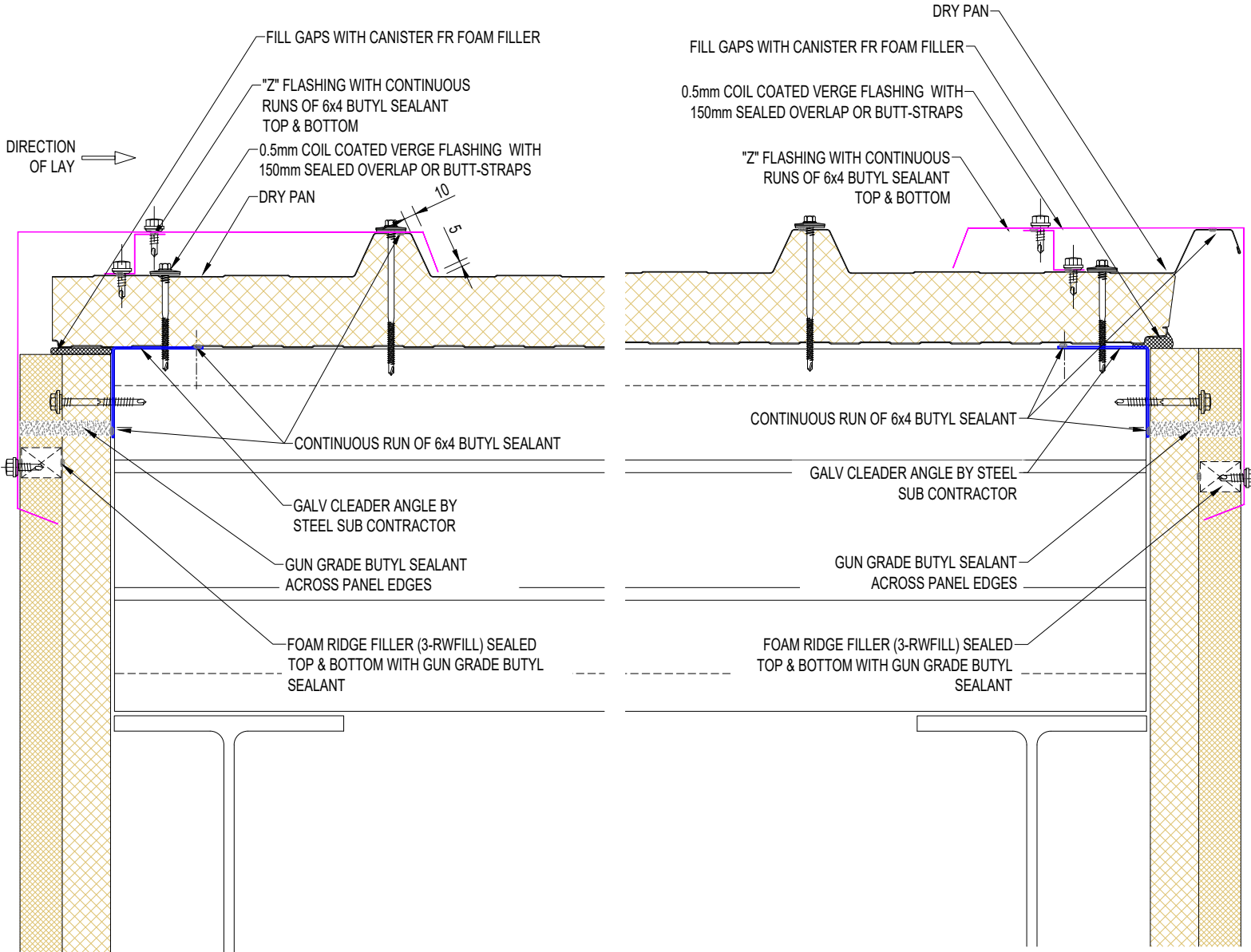
This document remains the property of Kingspan Ltd under copyright laws. Licence is granted to use this document and its contents in connection with Kingspan Ltd products only.  
©Kingspan Ltd

DO NOT SCALE. IF IN DOUBT ASK

New Zealand: Kingspan Ltd  
97 Montreal St  
Christchurch  
Tel: +64 (3) 260 5530  
Fax: +64 (3) 260 5539  
Freephone: 0800 121280  
email: info@kingspanpanels.co.nz  
www.kingspanpanels.co.nz



# KS1000RW VERGE TO RW VERTICAL WALL



|   |                  |                 |                  |
|---|------------------|-----------------|------------------|
| SYSTEM<br>KS1000RW Std Roof Details_Q4 2020       |                  |                 |                  |
| DESCRIPTION<br>KS1000RW VERGE TO RW VERTICAL WALL |                  |                 |                  |
| APPROVED BY<br>JS                                 | DATE<br>23.09.20 | REVISION<br>-   |                  |
| DRG REF:<br>RW_RS_07                              | SCALE<br>1:5     | SHEET<br>1 of 1 | PAPER SIZE<br>A4 |

This document remains the property of Kingspan Ltd under copyright laws. Licence is granted to use this document and its contents in connection with Kingspan Ltd products only.  
©Kingspan Ltd

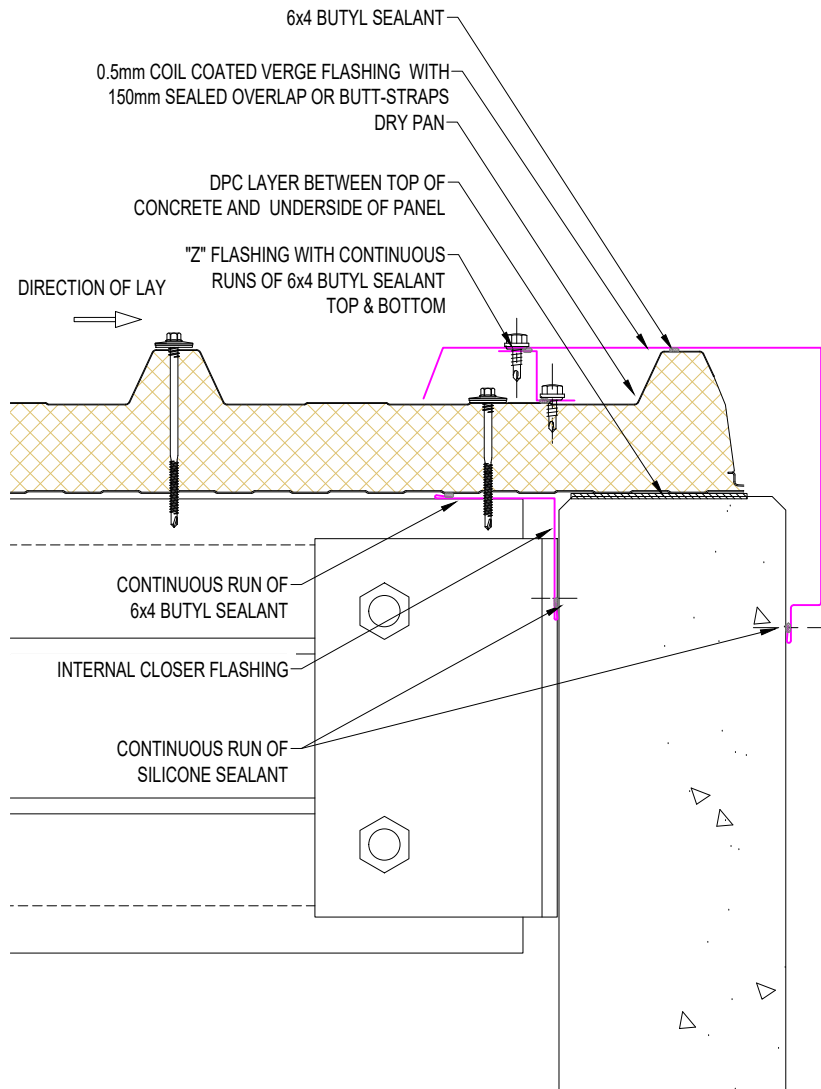
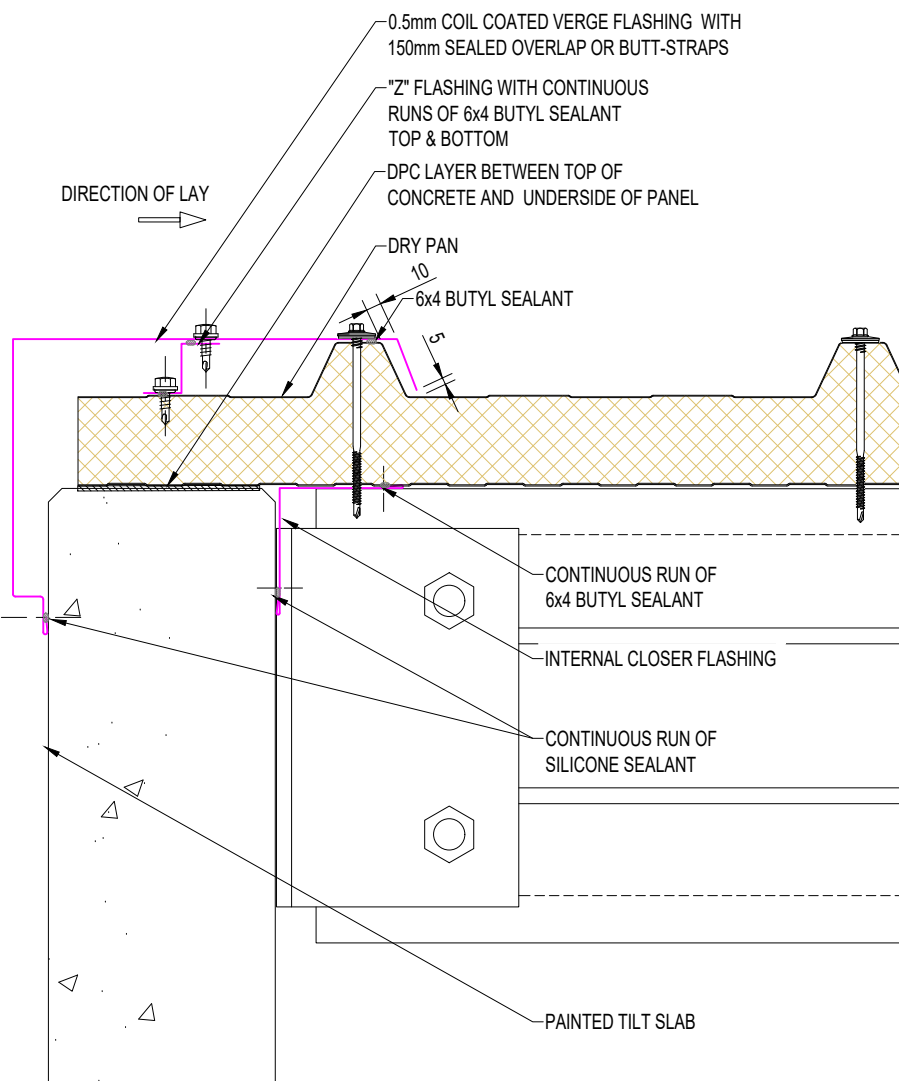
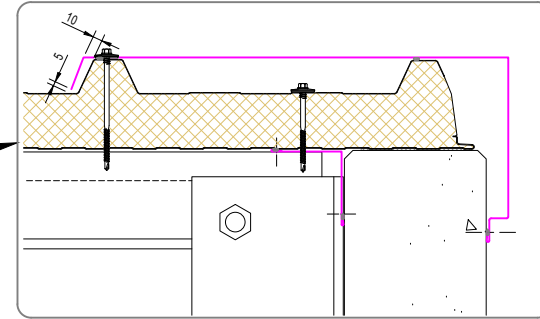
DO NOT SCALE. IF IN DOUBT ASK


New Zealand: Kingspan Ltd  
97 Montreal St  
Christchurch  
Tel: +64 (3) 260 5530  
Fax: +64 (3) 260 5539  
Freephone: 0800 121280  
email: info@kingspanpanels.co.nz  
www.kingspanpanels.co.nz



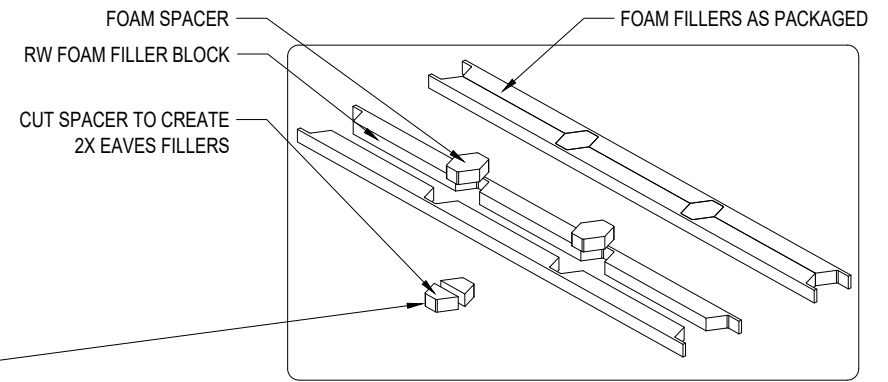
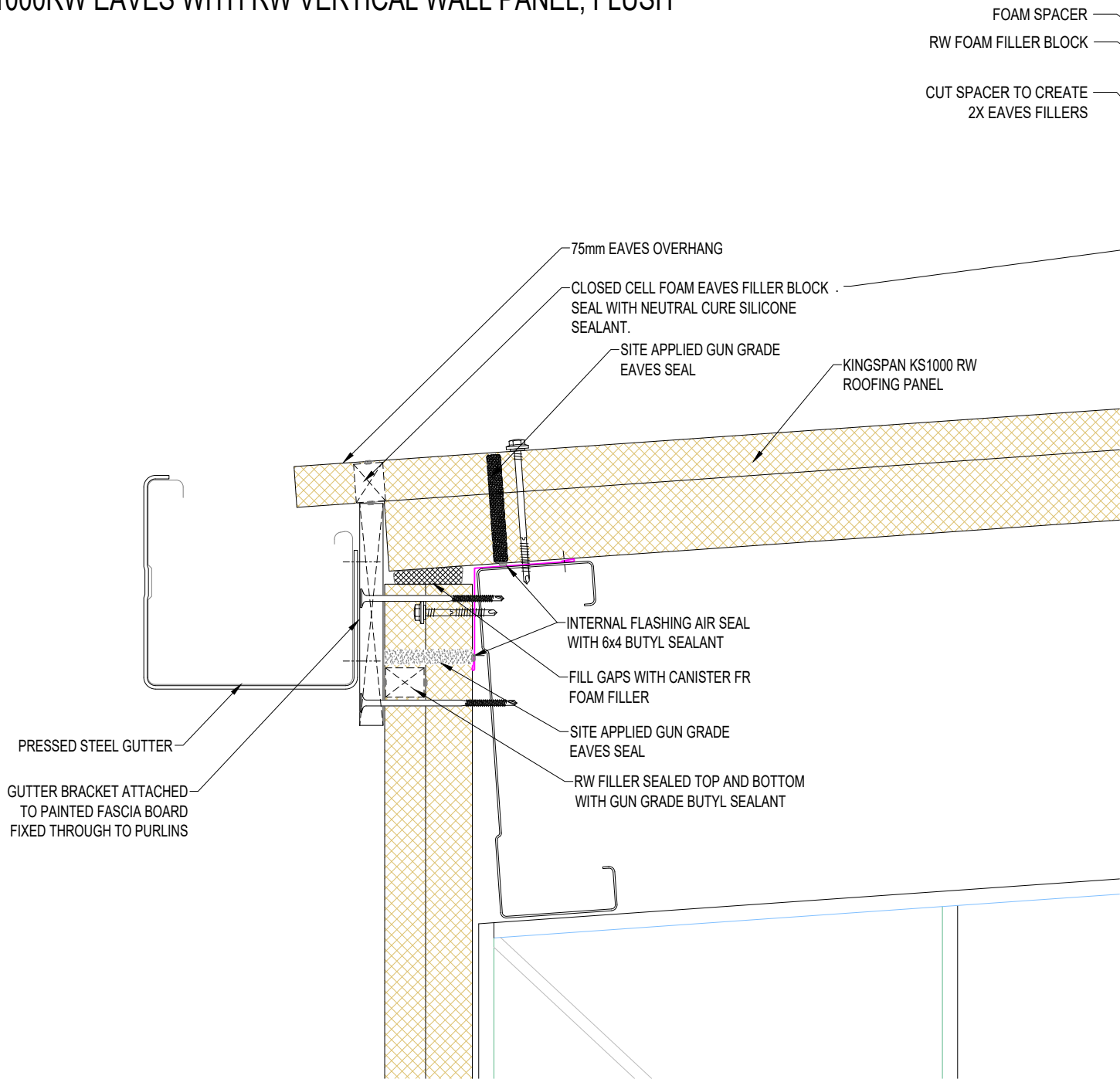
# KS1000RW VERGE FLUSH TO PRECAST R/L

## Alternative Verge Flashing



|   |                  |   |                  |
|---|------------------|---|------------------|
| SYSTEM<br>KS1000RW Std Roof Details_Q4 2020   |                  |   |                  |
| DESCRIPTION<br>KS1000RW VERGE FLUSH TO PRECAST R/L  |                  |   |                  |
| APPROVED BY<br>JS   | DATE<br>23.09.20 | REVISION<br>-   |                  |
| DRG REF:<br>RW_RS_08  | SCALE<br>1:5     | SHEET<br>1 of 1   | PAPER SIZE<br>A4 |
| This document remains the property of Kingspan Ltd under copyright laws. Licence is granted to use this document and its contents in connection with Kingspan Ltd products only.<br>©Kingspan Ltd       |                  |   |                  |
| DO NOT SCALE. IF IN DOUBT ASK   |                  |   |                  |
| New Zealand: Kingspan Ltd<br>97 Montreal St<br>Christchurch<br>Tel: +64 (3) 260 5530<br>Fax: +64 (3) 260 5539<br>Freephone: 0800 121280<br>email: info@kingspanpanels.co.nz<br>www.kingspanpanels.co.nz |                  |  |                  |

# KS1000RW EAVES WITH RW VERTICAL WALL PANEL, FLUSH

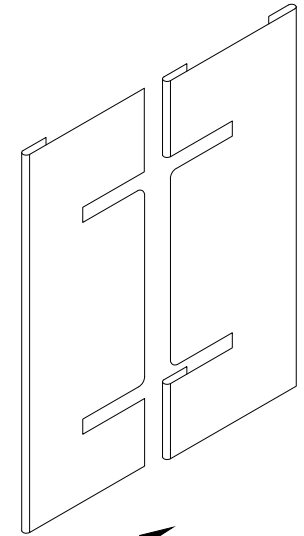
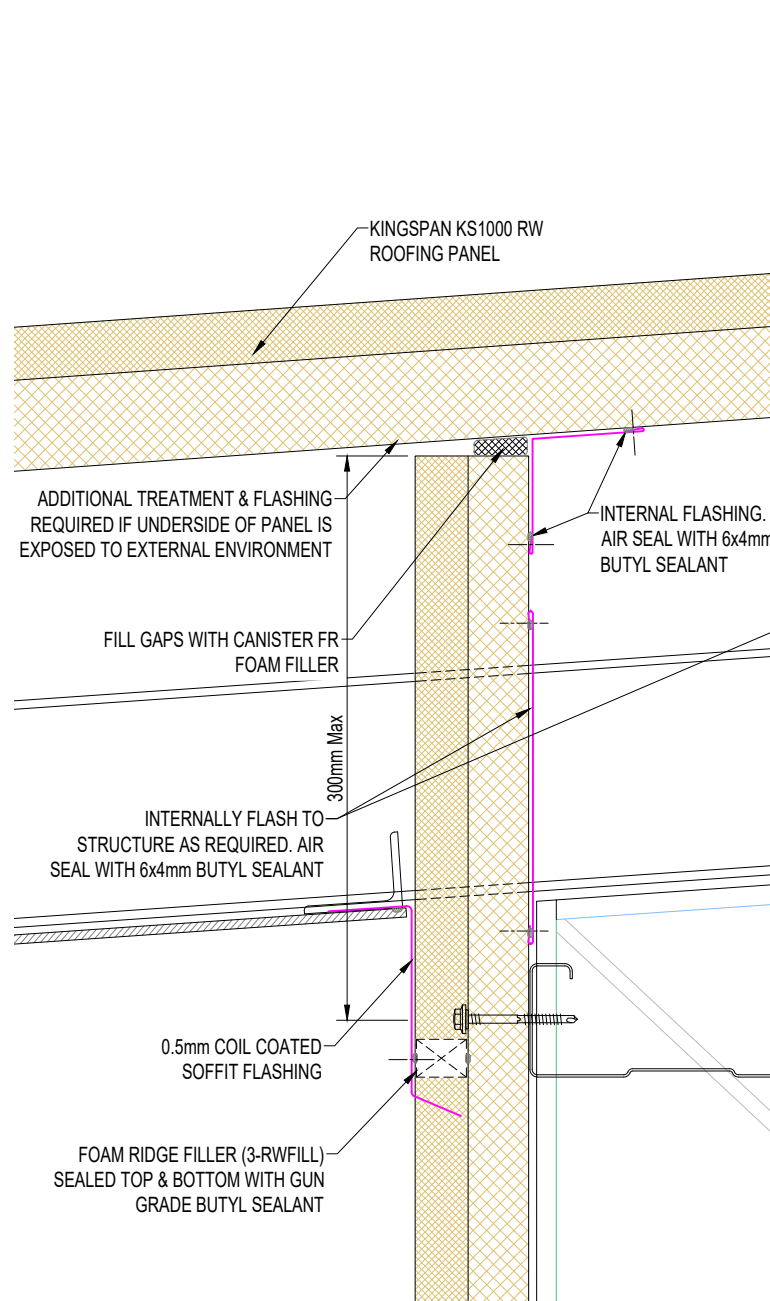
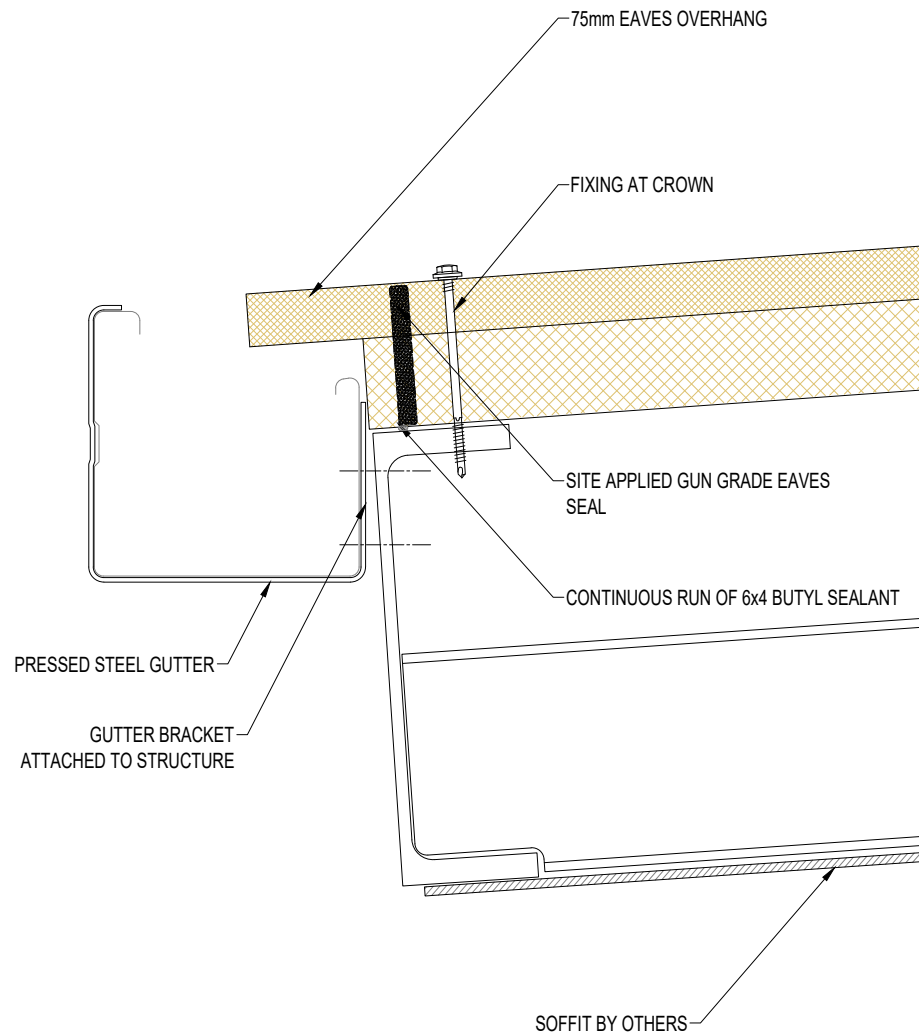


|   |                  |                 |                  |
|---|------------------|-----------------|------------------|
| SYSTEM<br>KS1000RW Std Roof Details_Q4 2020   |                  |                 |                  |
| DESCRIPTION<br>KS1000RW EAVES WITH RW VERTICAL WALL PANEL, FLUSH  |                  |                 |                  |
| APPROVED BY<br>JS   | DATE<br>23.09.20 | REVISION<br>-   |                  |
| DRG REF:<br>RW_RS_09  | SCALE<br>1:5     | SHEET<br>1 of 1 | PAPER SIZE<br>A4 |
| This document remains the property of Kingspan Ltd under copyright laws. Licence is granted to use this document and its contents in connection with Kingspan Ltd products only.<br>©Kingspan Ltd |                  |                 |                  |

DO NOT SCALE. IF IN DOUBT ASK

New Zealand: Kingspan Ltd  
97 Montreal St  
Christchurch  
Tel: +64 (3) 260 5530  
Fax: +64 (3) 260 5539  
Freephone: 0800 121280  
email: info@kingspanpanels.co.nz  
www.kingspanpanels.co.nz

# KS1000RW OVERHANGING EAVES WITH RW VERTICAL WALL



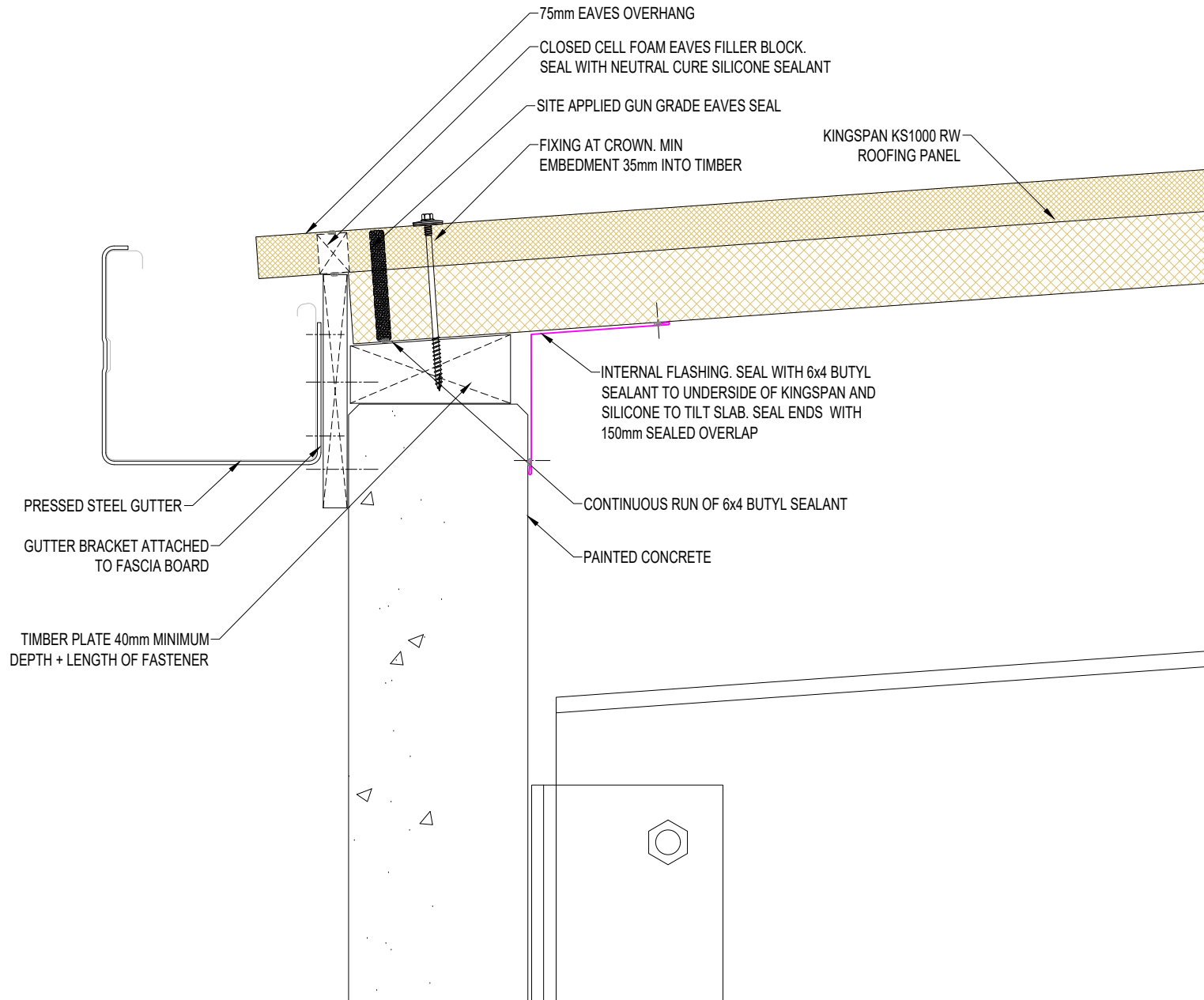
|   |                  |                 |                  |
|---|------------------|-----------------|------------------|
| SYSTEM<br>KS1000RW Std Roof Details_Q4 2020                     |                  |                 |                  |
| DESCRIPTION<br>KS1000RW OVERHANGING EAVES WITH RW VERTICAL WALL |                  |                 |                  |
| APPROVED BY<br>JS   | DATE<br>23.09.20 | REVISION<br>-   |                  |
| DRG REF:<br>RW_RS_10  | SCALE<br>1:5     | SHEET<br>1 of 1 | PAPER SIZE<br>A4 |

This document remains the property of Kingspan Ltd under copyright laws. Licence is granted to use this document and its contents in connection with Kingspan Ltd products only.  
©Kingspan Ltd

DO NOT SCALE. IF IN DOUBT ASK

New Zealand: Kingspan Ltd  
97 Montreal St  
Christchurch  
Tel: +64 (3) 260 5530  
Fax: +64 (3) 260 5539  
Freephone: 0800 121280  
email: info@kingspanpanels.co.nz  
www.kingspanpanels.co.nz

# KS1000RW EAVES TO TILT SLAB, FLUSH



|  |                  |                 |                  |
|--|------------------|-----------------|------------------|
| SYSTEM<br>KS1000RW Std Roof Details_Q4 2020          |                  |                 |                  |
| DESCRIPTION<br>KS1000RW EAVES TO TILT SLAB,<br>FLUSH |                  |                 |                  |
| APPROVED BY<br>JS                                    | DATE<br>23.09.20 | REVISION<br>-   |                  |
| DRG REF:<br>RW_RS_11                                 | SCALE<br>1:5     | SHEET<br>1 of 1 | PAPER SIZE<br>A4 |

This document remains the property of Kingspan Ltd under copyright laws. Licence is granted to use this document and its contents in connection with Kingspan Ltd products only.  
©Kingspan Ltd

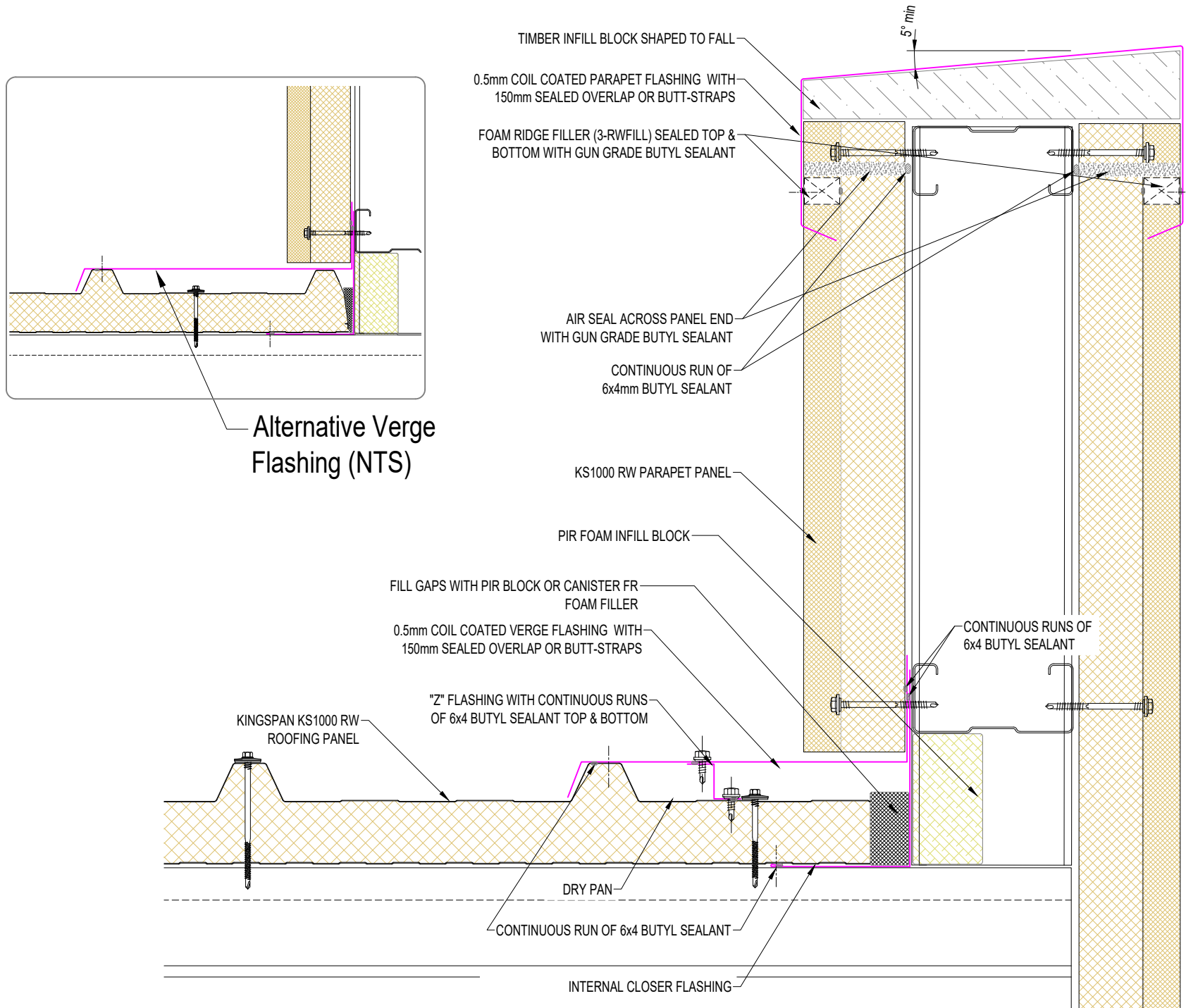
DO NOT SCALE. IF IN DOUBT ASK

New Zealand: Kingspan Ltd  
97 Montreal St  
Christchurch  
Tel: +64 (3) 260 5530  
Fax: +64 (3) 260 5539  
Freephone: 0800 121280  
email: info@kingspanpanels.co.nz  
www.kingspanpanels.co.nz

**Kingspan.**  
Insulated Panels



# KS1000RW VERGE WITH RW VERTICAL PARAPET - RH



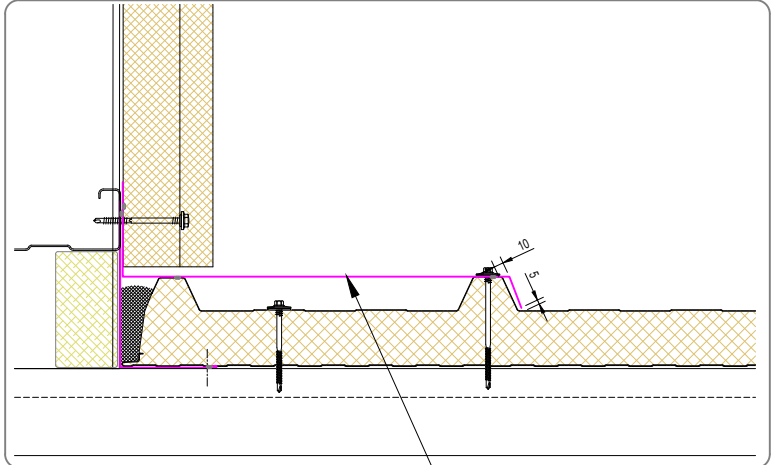
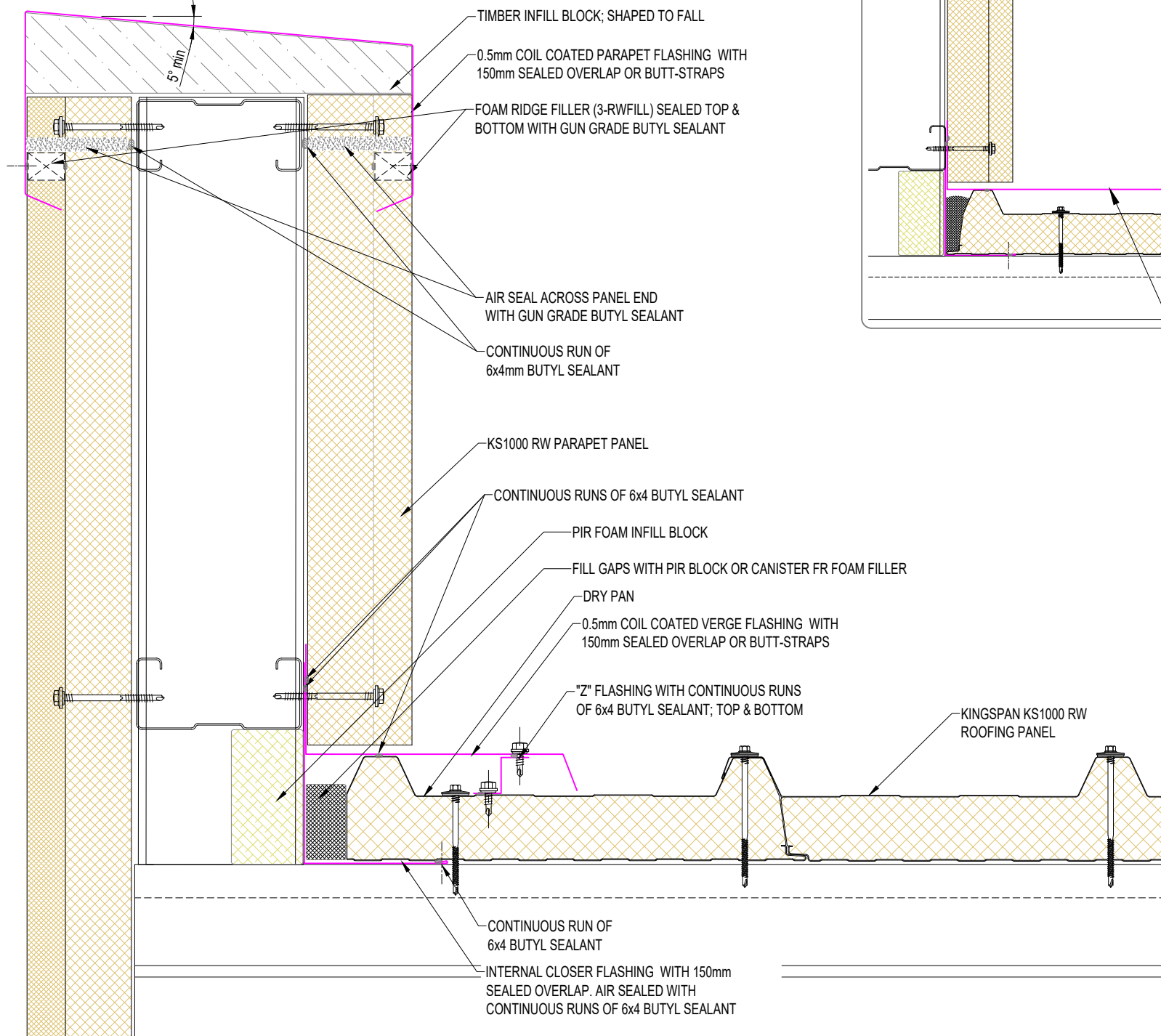
|   |                  |                 |                  |
|---|------------------|-----------------|------------------|
| SYSTEM<br>KS1000RW Std Roof Details_Q4 2020   |                  |                 |                  |
| DESCRIPTION<br>KS1000RW VERGE WITH RW VERTICAL PARAPET - RH   |                  |                 |                  |
| APPROVED BY<br>JS   | DATE<br>23.09.20 | REVISION<br>-   |                  |
| DRG REF:<br>RW_RS_12  | SCALE<br>1:5     | SHEET<br>1 of 1 | PAPER SIZE<br>A4 |
| This document remains the property of Kingspan Ltd under copyright laws. Licence is granted to use this document and its contents in connection with Kingspan Ltd products only.<br>©Kingspan Ltd |                  |                 |                  |

DO NOT SCALE. IF IN DOUBT ASK

New Zealand: Kingspan Ltd  
97 Montreal St  
Christchurch  
Tel: +64 (3) 260 5530  
Fax: +64 (3) 260 5539  
Freephone: 0800 121280  
email: info@kingspanpanels.co.nz  
www.kingspanpanels.co.nz



# KS1000RW VERGE WITH RW VERTICAL PARAPET - LH



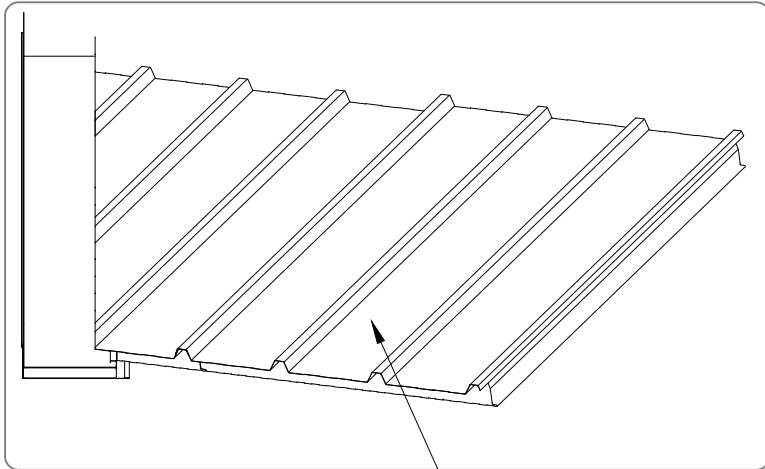
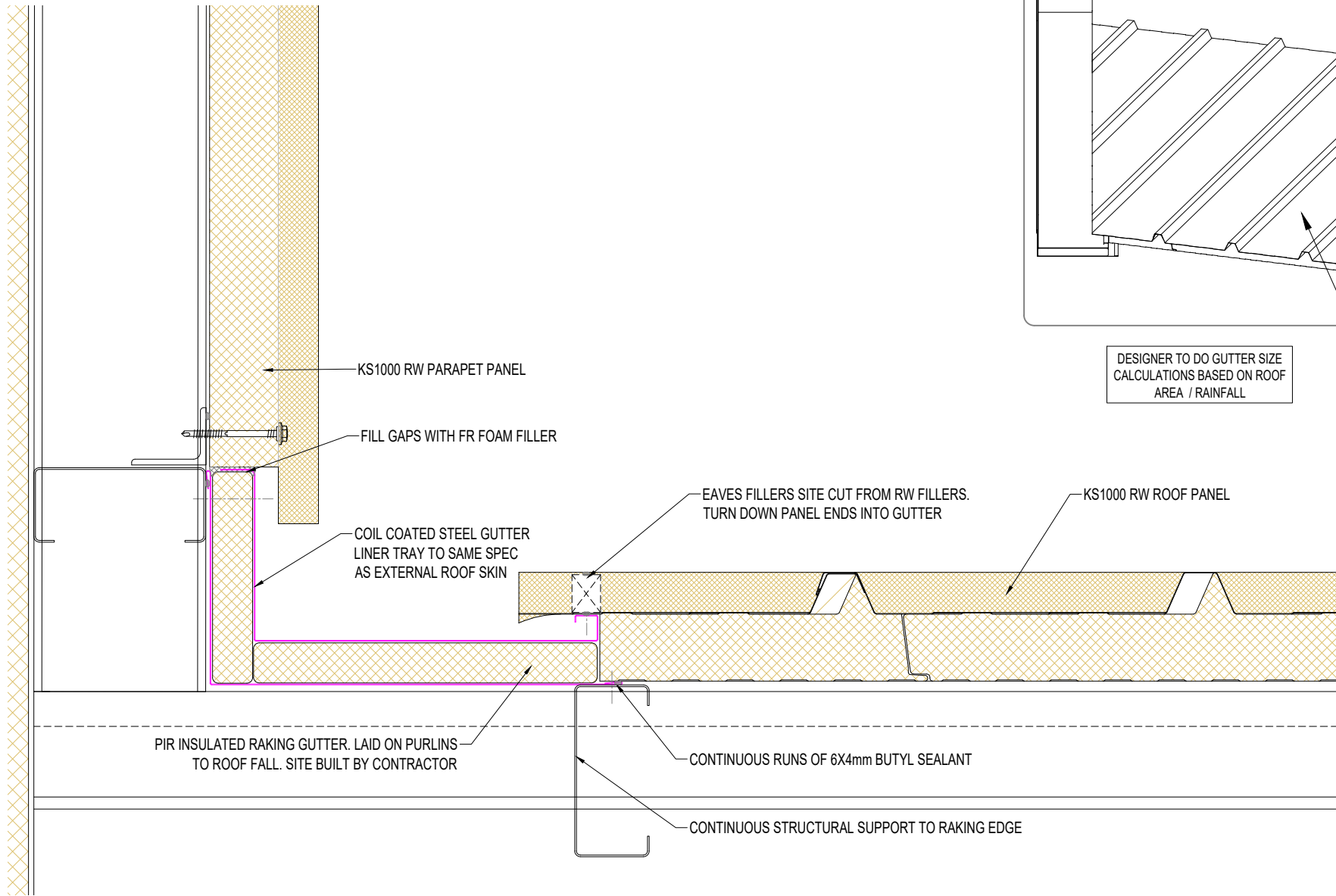
Alternative Verge Flashing (NTS)

|   |                  |                 |                  |
|---|------------------|-----------------|------------------|
| SYSTEM<br>KS1000RW Std Roof Details_Q4 2020   |                  |                 |                  |
| DESCRIPTION<br>KS1000RW VERGE WITH RW VERTICAL PARAPET - LH   |                  |                 |                  |
| APPROVED BY<br>JS   | DATE<br>23.09.20 | REVISION<br>-   |                  |
| DRG REF:<br>RW_RS_13  | SCALE<br>1:5     | SHEET<br>1 of 1 | PAPER SIZE<br>A4 |
| This document remains the property of Kingspan Ltd under copyright laws. Licence is granted to use this document and its contents in connection with Kingspan Ltd products only.<br>©Kingspan Ltd |                  |                 |                  |

DO NOT SCALE. IF IN DOUBT ASK

New Zealand: Kingspan Ltd  
97 Montreal St  
Christchurch  
Tel: +64 (3) 260 5530  
Fax: +64 (3) 260 5539  
Freephone: 0800 121280  
email: info@kingspanpanels.co.nz  
www.kingspanpanels.co.nz

# KS1000RW RAKING VERGE WITH HIDDEN GUTTER - LH



DESIGNER TO DO GUTTER SIZE CALCULATIONS BASED ON ROOF AREA / RAINFALL

3D VIEW (NTS)

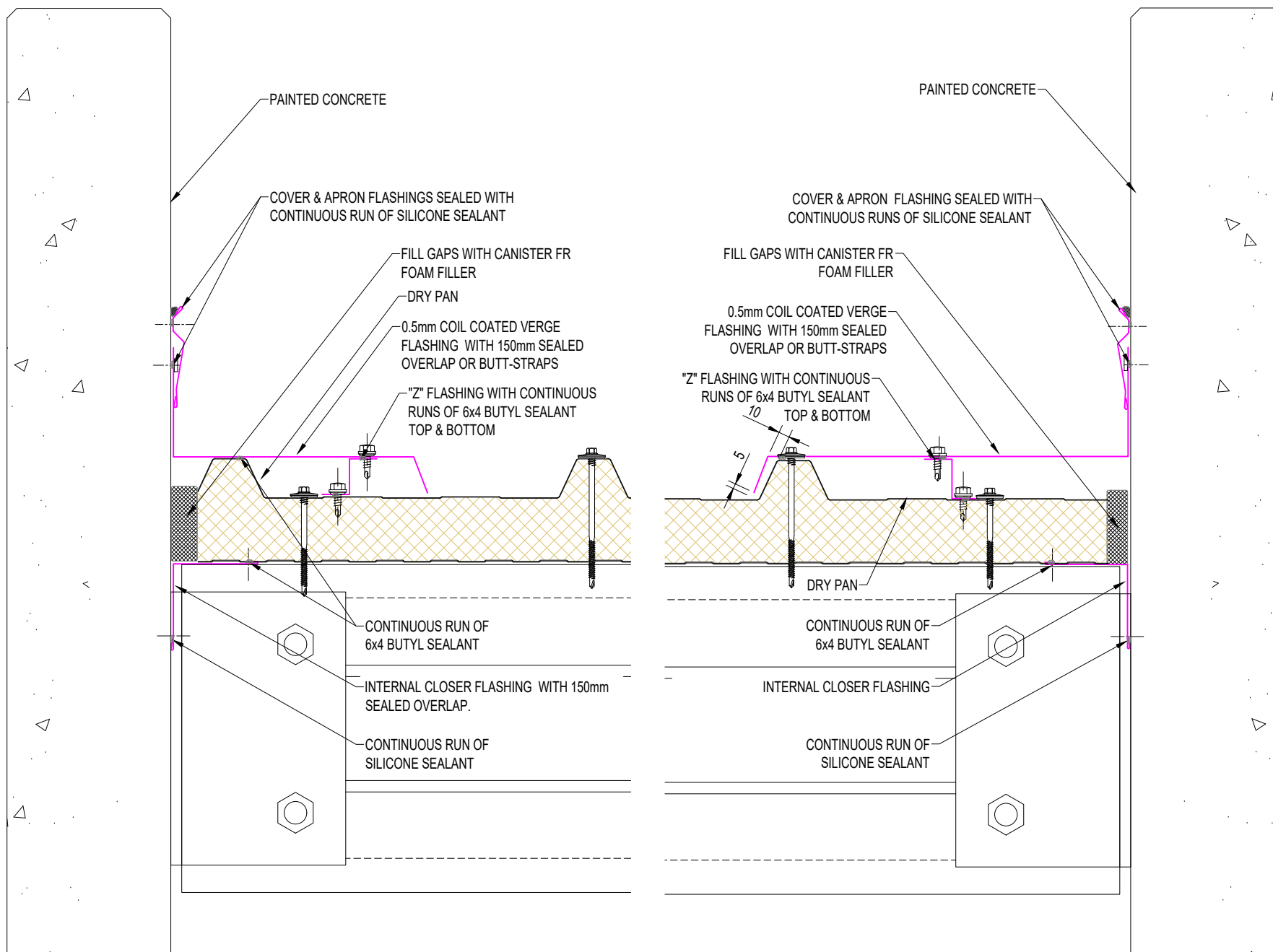
|  |                  |                 |                  |
|--|------------------|-----------------|------------------|
| SYSTEM<br>KS1000RW Std Roof Details_Q4 2020                  |                  |                 |                  |
| DESCRIPTION<br>KS1000RW RAKING VERGE WITH HIDDEN GUTTER - LH |                  |                 |                  |
| APPROVED BY<br>JS  | DATE<br>23.09.20 | REVISION<br>-   |                  |
| DRG REF:<br>RW_RS_13a  | SCALE<br>1:5     | SHEET<br>1 of 1 | PAPER SIZE<br>A4 |

This document remains the property of Kingspan Ltd under copyright laws. Licence is granted to use this document and its contents in connection with Kingspan Ltd products only.  
©Kingspan Ltd

DO NOT SCALE. IF IN DOUBT ASK

New Zealand: Kingspan Ltd  
97 Montreal St  
Christchurch  
Tel: +64 (3) 260 5530  
Fax: +64 (3) 260 5539  
Freephone: 0800 121280  
email: info@kingspanpanels.co.nz  
www.kingspanpanels.co.nz

# KS1000RW VERGE TO CONCRETE PARAPET



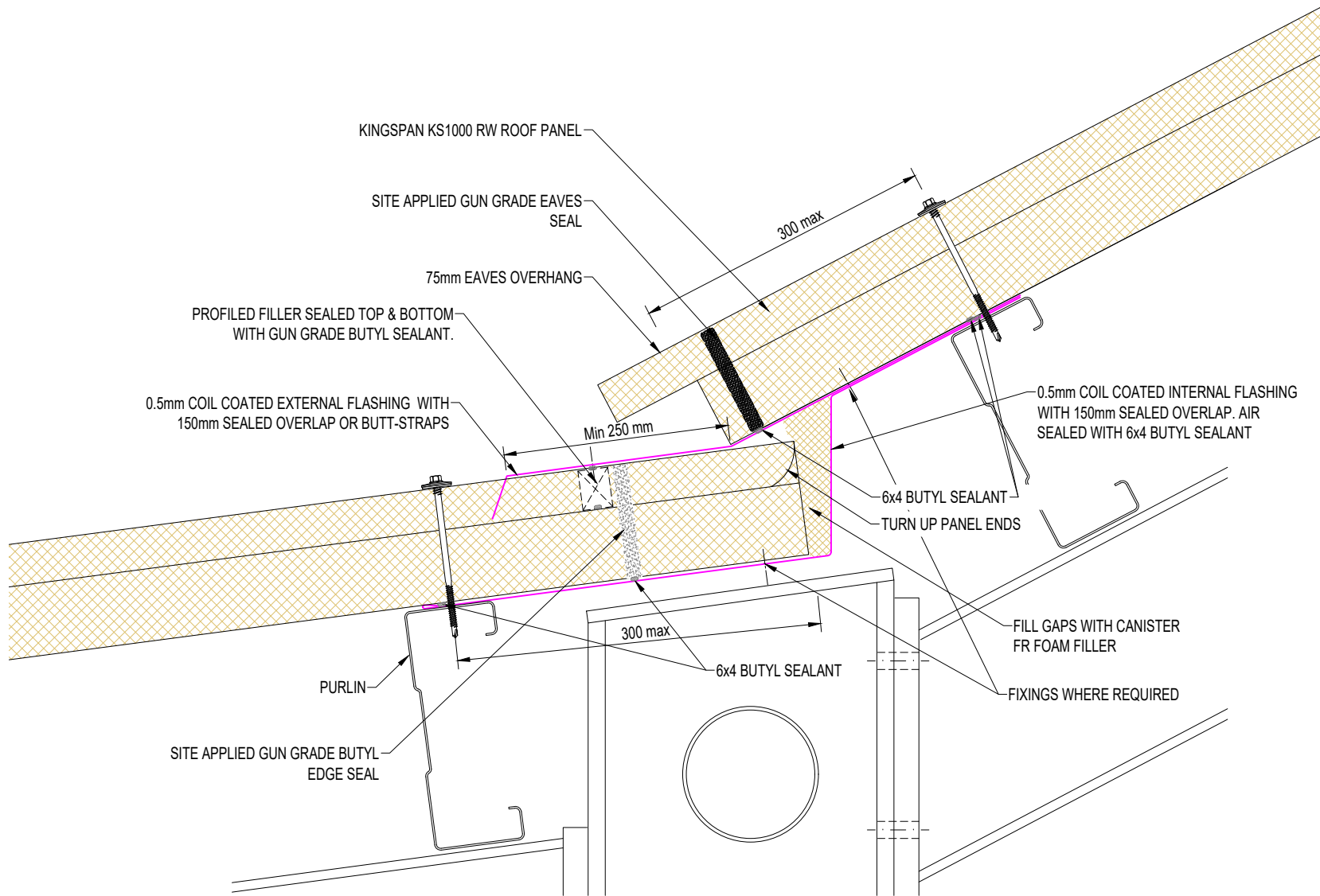
|  |                  |                 |                  |
|--|------------------|-----------------|------------------|
| SYSTEM<br>KS1000RW Std Roof Details_Q4 2020          |                  |                 |                  |
| DESCRIPTION<br>KS1000RW VERGE TO CONCRETE<br>PARAPET |                  |                 |                  |
| APPROVED BY<br>JS                                    | DATE<br>23.09.20 | REVISION<br>-   |                  |
| DRG REF:<br>RW_RS_14                                 | SCALE<br>1:5     | SHEET<br>1 of 1 | PAPER SIZE<br>A4 |

This document remains the property of Kingspan Ltd under copyright laws. Licence is granted to use this document and its contents in connection with Kingspan Ltd products only.  
©Kingspan Ltd

DO NOT SCALE. IF IN DOUBT ASK

New Zealand: Kingspan Ltd  
97 Montreal St  
Christchurch  
Tel: +64 (3) 260 5530  
Fax: +64 (3) 260 5539  
Freephone: 0800 121280  
email: info@kingspanpanels.co.nz  
www.kingspanpanels.co.nz

# KS1000RW - CHANGE IN ROOF SLOPE 1



|  |                  |                 |                  |
|--|------------------|-----------------|------------------|
| SYSTEM<br>KS1000RW Std Roof Details_Q4 2020      |                  |                 |                  |
| DESCRIPTION<br>KS1000RW - CHANGE IN ROOF SLOPE 1 |                  |                 |                  |
| APPROVED BY<br>JS                                | DATE<br>23.09.20 | REVISION<br>-   |                  |
| DRG REF:<br>RW_RS_15                             | SCALE<br>1:5     | SHEET<br>1 of 1 | PAPER SIZE<br>A4 |

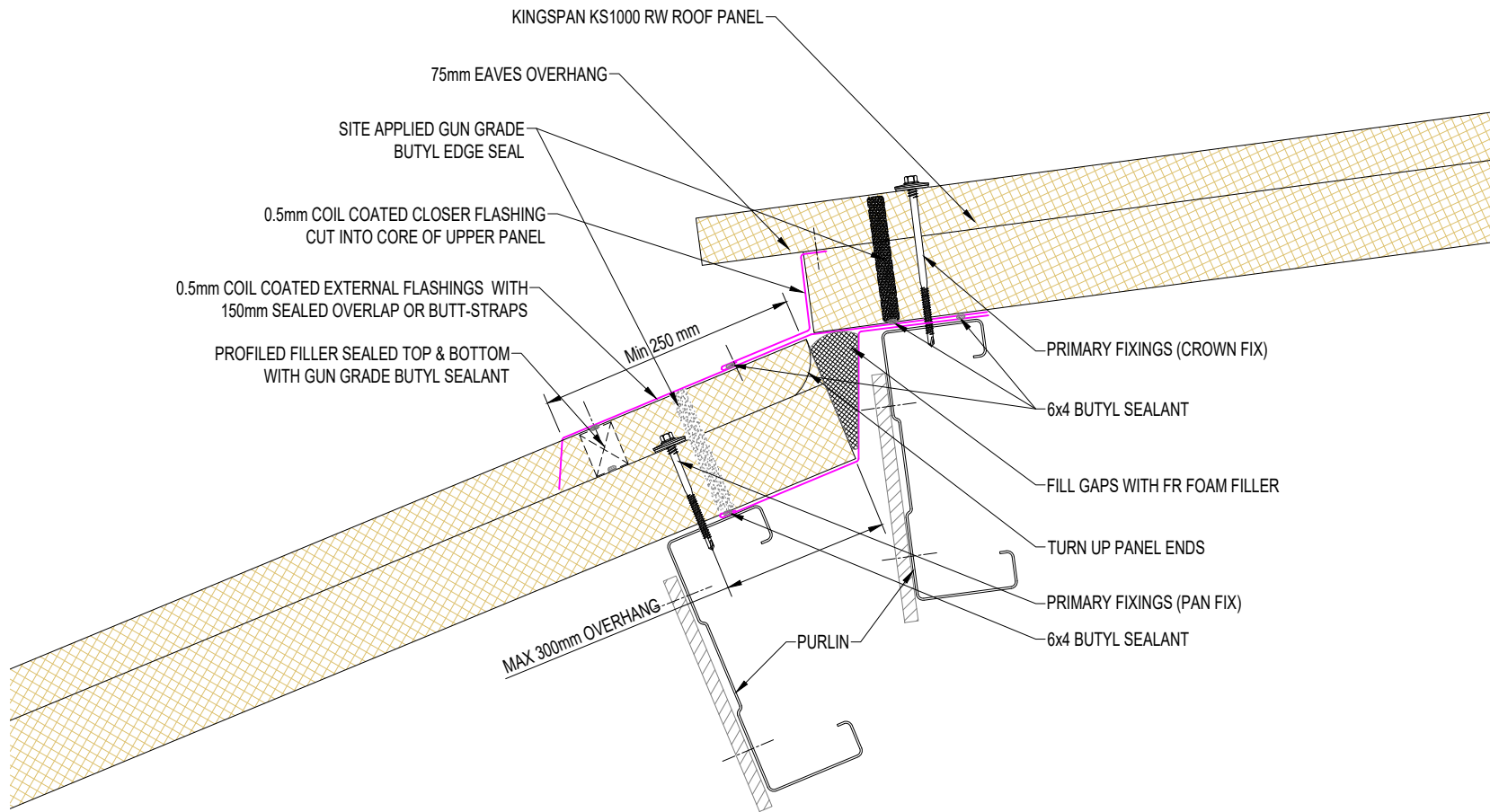
This document remains the property of Kingspan Ltd under copyright laws. Licence is granted to use this document and its contents in connection with Kingspan Ltd products only.  
©Kingspan Ltd

DO NOT SCALE. IF IN DOUBT ASK

New Zealand: Kingspan Ltd  
97 Montreal St  
Christchurch  
Tel: +64 (3) 260 5530  
Fax: +64 (3) 260 5539  
Freephone: 0800 121280  
email: [info@kingspanpanels.co.nz](mailto:info@kingspanpanels.co.nz)  
[www.kingspanpanels.co.nz](http://www.kingspanpanels.co.nz)



# KS1000RW - CHANGE OF ROOF SLOPE 2



|  |                  |                 |                  |
|--|------------------|-----------------|------------------|
| SYSTEM<br>KS1000RW Std Roof Details_Q4 2020      |                  |                 |                  |
| DESCRIPTION<br>KS1000RW - CHANGE OF ROOF SLOPE 2 |                  |                 |                  |
| APPROVED BY<br>JS                                | DATE<br>23.09.20 | REVISION<br>-   |                  |
| DRG REF:<br>RW_RS_15a                            | SCALE<br>1:5     | SHEET<br>1 of 1 | PAPER SIZE<br>A4 |

This document remains the property of Kingspan Ltd under copyright laws. Licence is granted to use this document and its contents in connection with Kingspan Ltd products only.  
©Kingspan Ltd

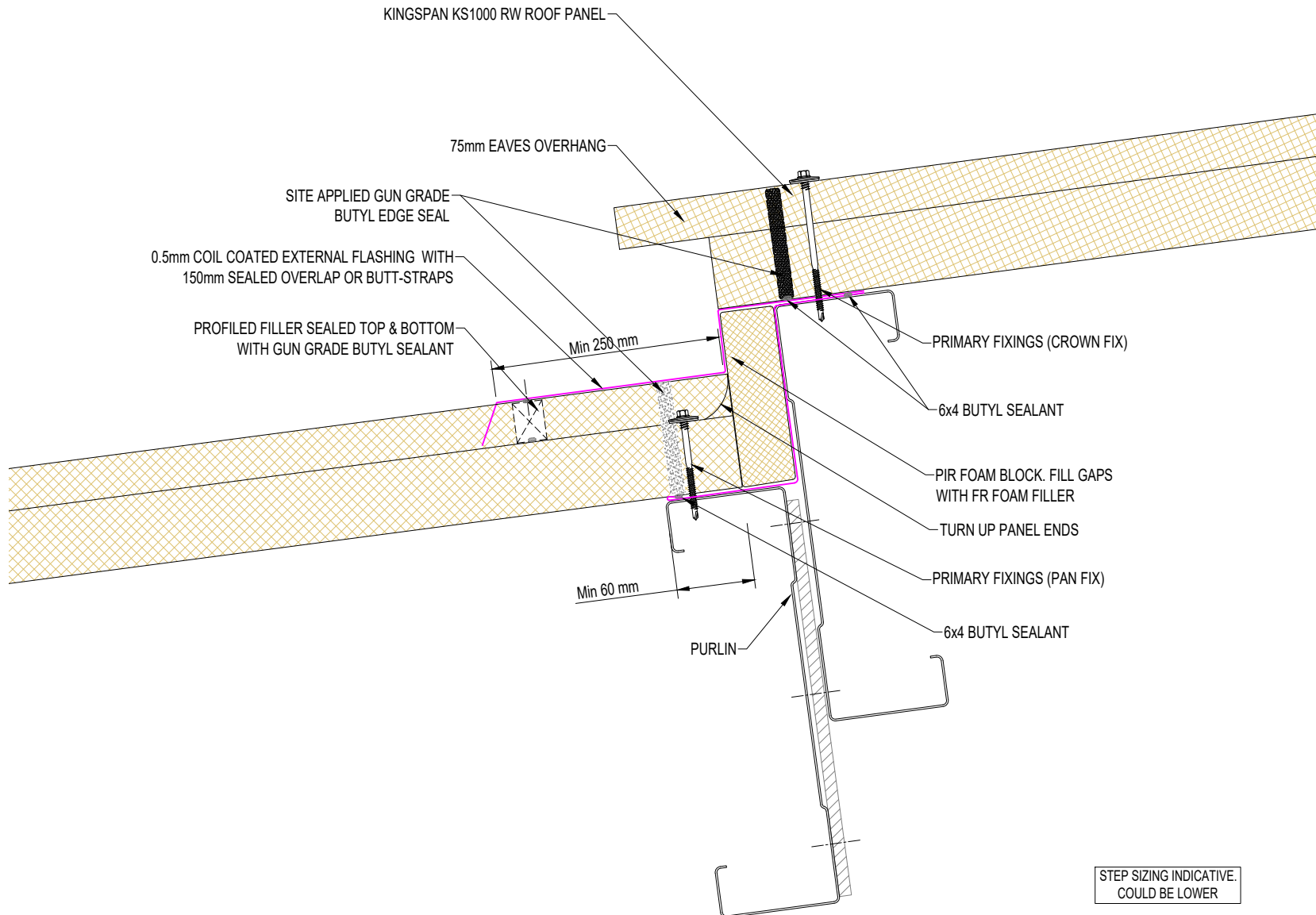
DO NOT SCALE. IF IN DOUBT ASK

New Zealand: Kingspan Ltd  
97 Montreal St  
Christchurch  
Tel: +64 (3) 260 5530  
Fax: +64 (3) 260 5539  
Freephone: 0800 121280  
email: info@kingspanpanels.co.nz  
www.kingspanpanels.co.nz





# KS1000RW - ROOF STEP DETAIL



STEP SIZING INDICATIVE.  
COULD BE LOWER

|   |                  |                 |                  |
|---|------------------|-----------------|------------------|
| SYSTEM<br>KS1000RW Std Roof Details_Q4 2020 |                  |                 |                  |
| DESCRIPTION<br>KS1000RW - ROOF STEP DETAIL  |                  |                 |                  |
| APPROVED BY<br>JS                           | DATE<br>23.09.20 | REVISION<br>-   |                  |
| DRG REF:<br>RW_RS_15b                       | SCALE<br>1:5     | SHEET<br>1 of 1 | PAPER SIZE<br>A4 |

This document remains the property of Kingspan Ltd under copyright laws. Licence is granted to use this document and its contents in connection with Kingspan Ltd products only.  
©Kingspan Ltd

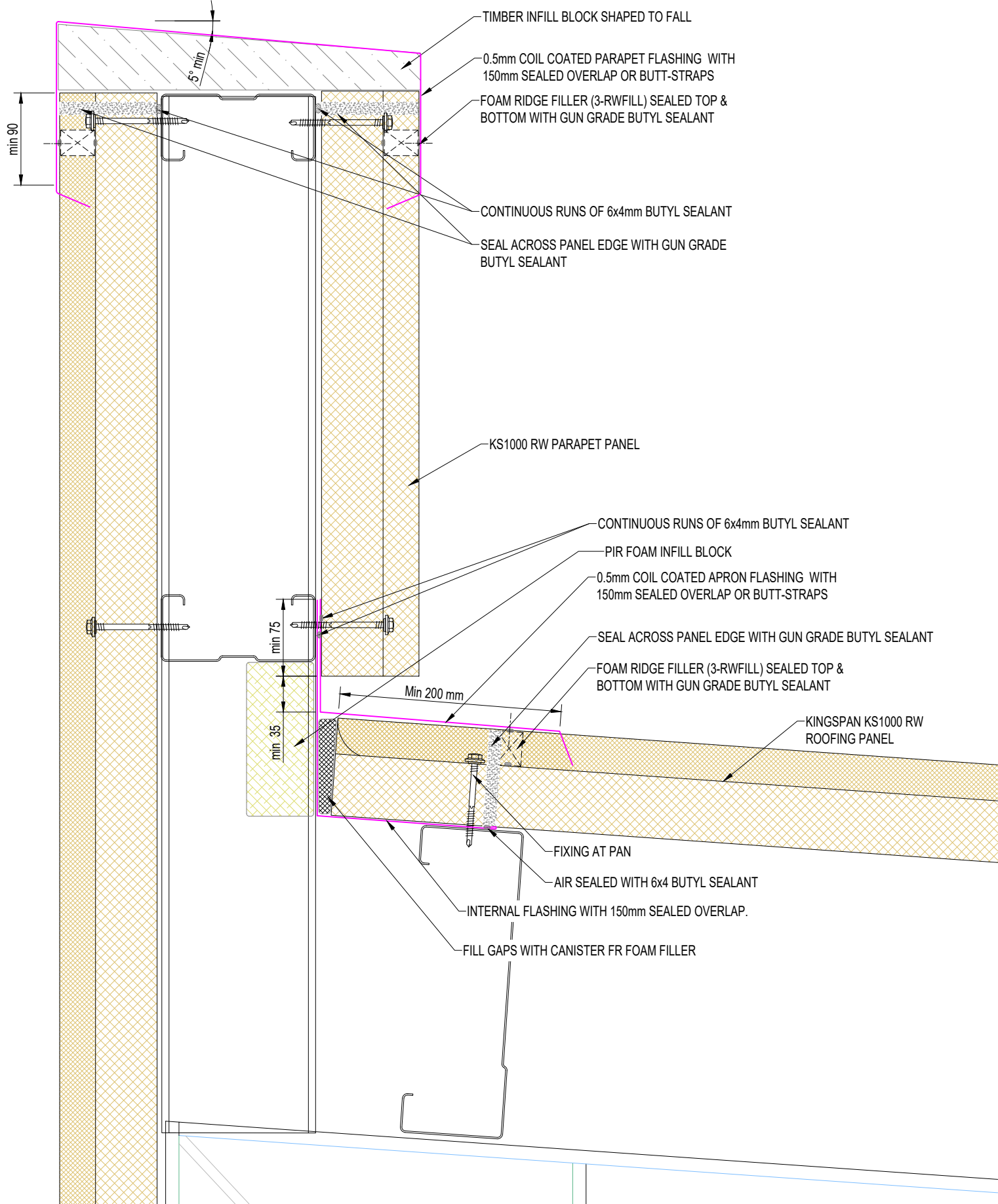
DO NOT SCALE. IF IN DOUBT ASK

New Zealand: Kingspan Ltd  
97 Montreal St  
Christchurch  
Tel: +64 (3) 260 5530  
Fax: +64 (3) 260 5539  
Freephone: 0800 121280  
email: info@kingspanpanels.co.nz  
www.kingspanpanels.co.nz





# KS1000RW SKILLION TO RW VERTICAL PARAPET



SYSTEM  
KS1000RW Std Roof Details\_Q4 2020

DESCRIPTION  
KS1000RW SKILLION TO  
RW VERTICAL PARAPET

|             |          |          |
|-------------|----------|----------|
| APPROVED BY | DATE     | REVISION |
| JS          | 18.08.15 | -        |

|          |       |        |            |
|----------|-------|--------|------------|
| DRG REF: | SCALE | SHEET  | PAPER SIZE |
| RW_RS_16 | 1:5   | 1 of 1 | A4         |

| REV | DATE | AMENDMENTS | BY |
|-----|------|------------|----|
|     |      |            |    |

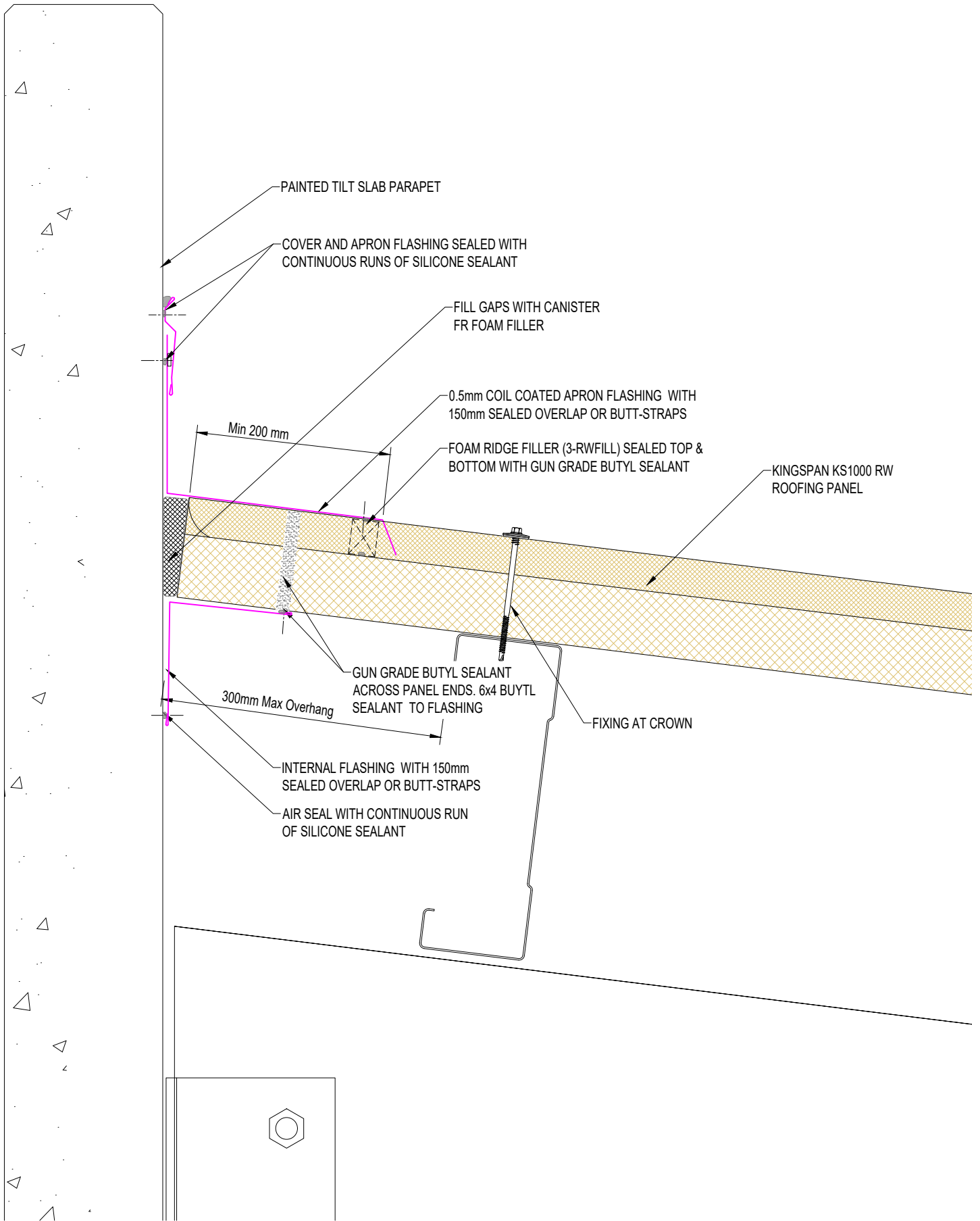
This document remains the property of Kingspan Ltd under copyright laws.  
Licence is granted to use this document and its contents in connection with  
Kingspan Ltd products only.  
©Kingspan Ltd

DO NOT SCALE. IF IN DOUBT ASK

New Zealand: Kingspan Ltd  
97 Montreal St  
Christchurch  
Tel: +64 (3) 260 5530  
Fax: +64 (3) 260 5539  
Freephone: 0800 121280  
email: info@kingspanpanels.co.nz  
www.kingspanpanels.co.nz

  
**Kingspan**  
Insulated Panels

# KS1000RW SKILLION ROOF TO PARAPET



|   |                  |                 |                  |
|---|------------------|-----------------|------------------|
| SYSTEM<br>KS1000RW Std Roof Details_ Q4 2020        |                  |                 |                  |
| DESCRIPTION<br>KS1000RW SKILLION<br>ROOF TO PARAPET |                  |                 |                  |
| APPROVED BY<br>JS                                   | DATE<br>18.08.15 | REVISION<br>-   |                  |
| DRG REF:<br>RW_RS_17                                | SCALE<br>1:5     | SHEET<br>1 of 1 | PAPER SIZE<br>A4 |

| REV | DATE | AMENDMENTS | BY |
|-----|------|------------|----|
|     |      |            |    |

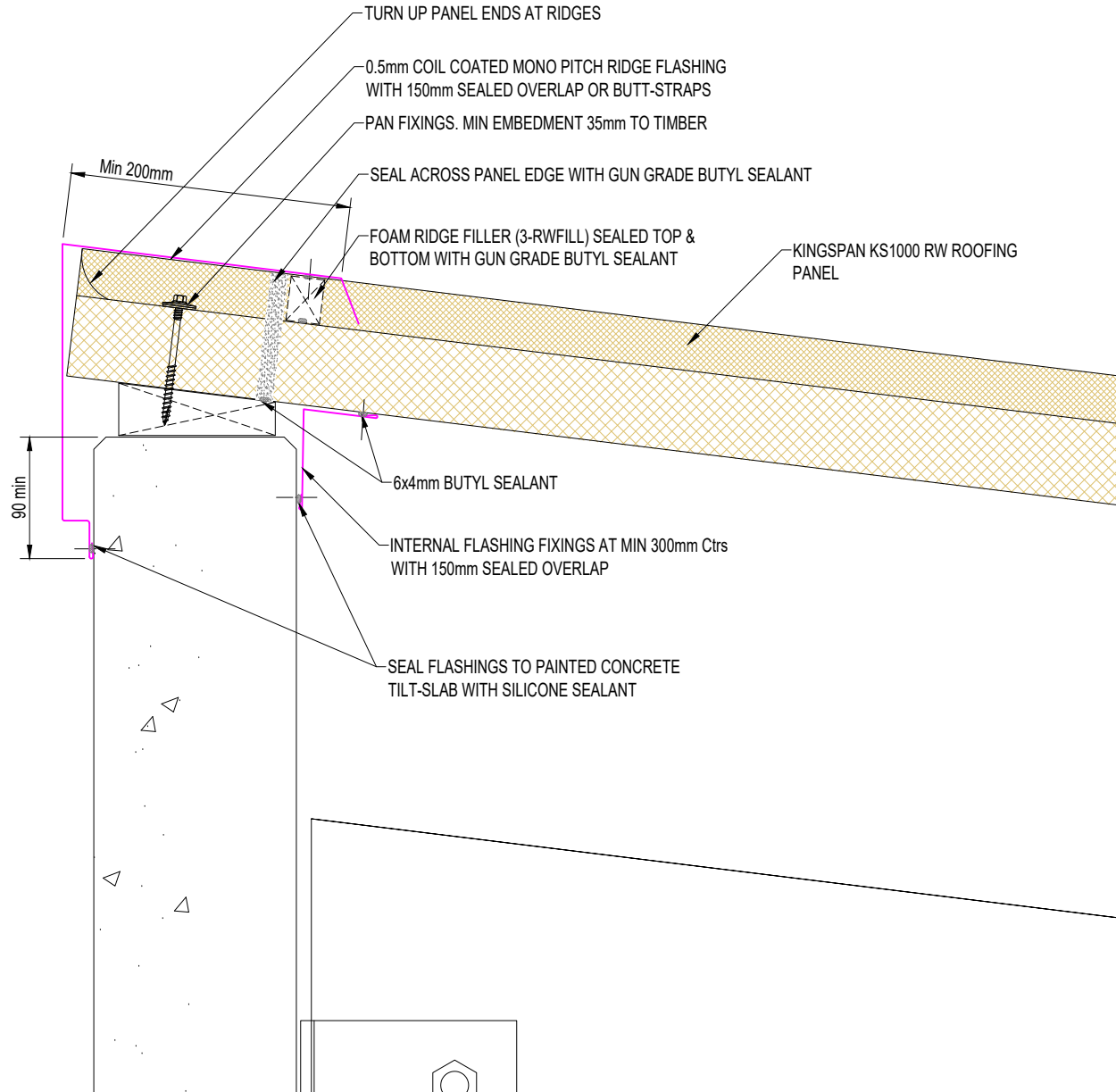
This document remains the property of Kingspan Ltd under copyright laws. Licence is granted to use this document and its contents in connection with Kingspan Ltd products only.  
©Kingspan Ltd

DO NOT SCALE. IF IN DOUBT ASK

New Zealand: Kingspan Ltd  
97 Montreal St  
Christchurch  
Tel: +64 (3) 260 5530  
Fax: +64 (3) 260 5539  
Freephone: 0800 121280  
email: info@kingspanpanels.co.nz  
www.kingspanpanels.co.nz

**Kingspan**  
Insulated Panels

# KS1000RW MONO PITCH FLUSH TO TILT SLAB WALL



|  |                  |                 |                  |
|--|------------------|-----------------|------------------|
| SYSTEM<br>KS1000RW Std Roof Details_Q4 2020                |                  |                 |                  |
| DESCRIPTION<br>KS1000RW MONO PITCH FLUSH TO TILT SLAB WALL |                  |                 |                  |
| APPROVED BY<br>JS  | DATE<br>23.09.20 | REVISION<br>-   |                  |
| DRG REF:<br>RW_RS_18                                       | SCALE<br>1:5     | SHEET<br>1 of 1 | PAPER SIZE<br>A4 |

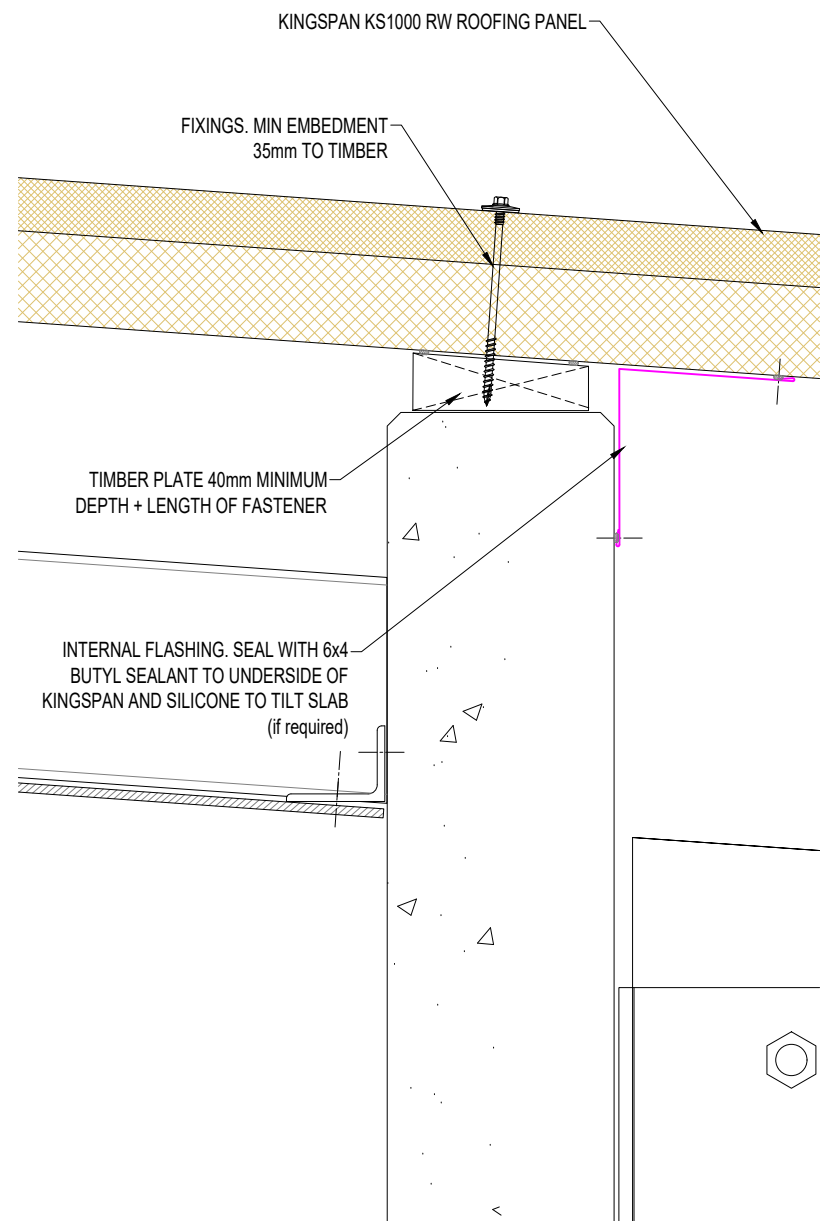
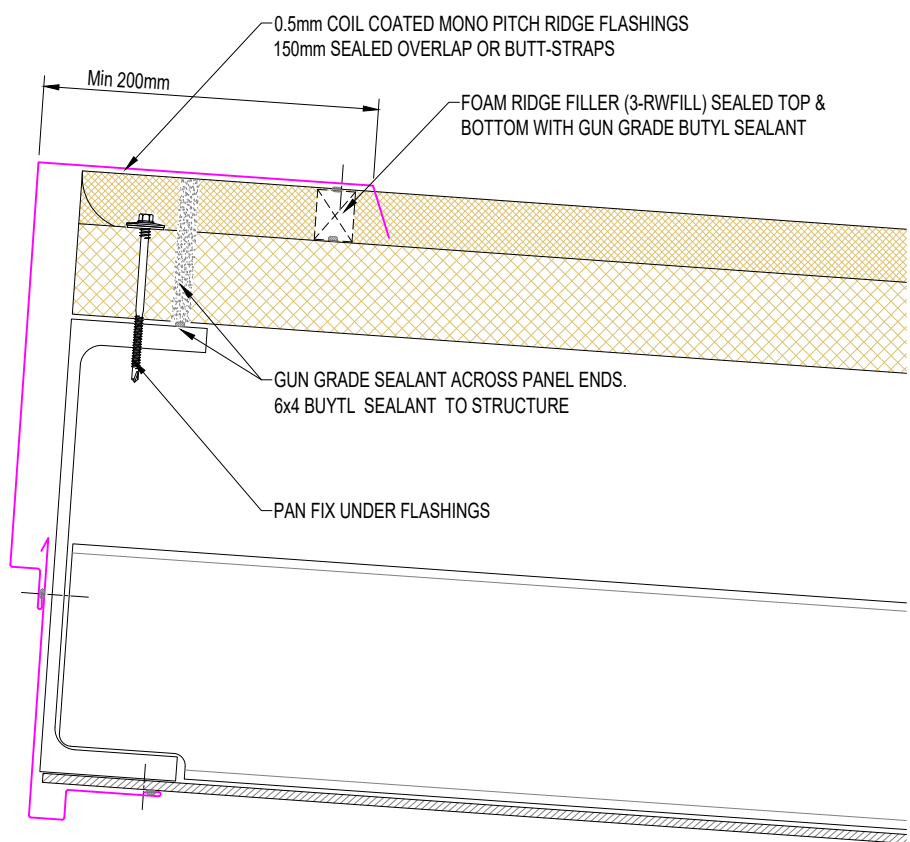
This document remains the property of Kingspan Ltd under copyright laws. Licence is granted to use this document and its contents in connection with Kingspan Ltd products only.  
©Kingspan Ltd

DO NOT SCALE. IF IN DOUBT ASK

New Zealand: Kingspan Ltd  
97 Montreal St  
Christchurch  
Tel: +64 (3) 260 5530  
Fax: +64 (3) 260 5539  
Freephone: 0800 121280  
email: info@kingspanpanels.co.nz  
www.kingspanpanels.co.nz



# KS1000RW MONO PITCH ROOF OVERHANGING STRUCTURE WITH TILT-SLAB WALL



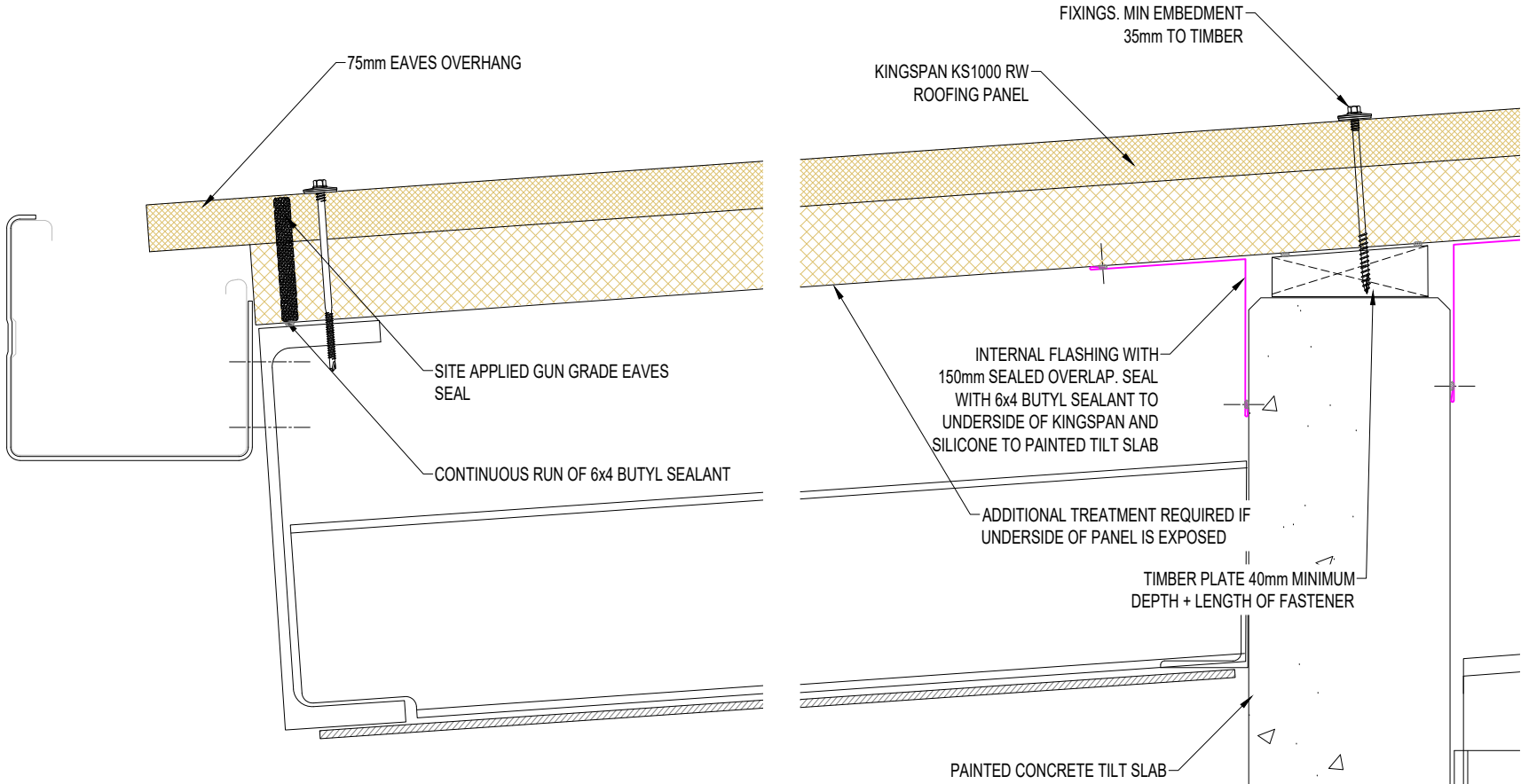
|   |                  |                 |                  |
|---|------------------|-----------------|------------------|
| SYSTEM<br>KS1000RW Std Roof Details_Q4 2020   |                  |                 |                  |
| DESCRIPTION<br>KS1000RW MONO PITCH ROOF<br>OVERHANGING STRUCTURE WITH<br>TILT-SLAB WALL |                  |                 |                  |
| APPROVED BY<br>JS   | DATE<br>23.09.20 | REVISION<br>-   |                  |
| DRG REF:<br>RW_RS_19  | SCALE<br>1:5     | SHEET<br>1 of 1 | PAPER SIZE<br>A4 |

This document remains the property of Kingspan Ltd under copyright laws. Licence is granted to use this document and its contents in connection with Kingspan Ltd products only.  
©Kingspan Ltd

DO NOT SCALE. IF IN DOUBT ASK

New Zealand: Kingspan Ltd  
97 Montreal St  
Christchurch  
Tel: +64 (3) 260 5530  
Fax: +64 (3) 260 5539  
Freephone: 0800 121280  
email: info@kingspanpanels.co.nz  
www.kingspanpanels.co.nz

# KS1000RW OVERHANGING EAVES WITH PRECAST WALL



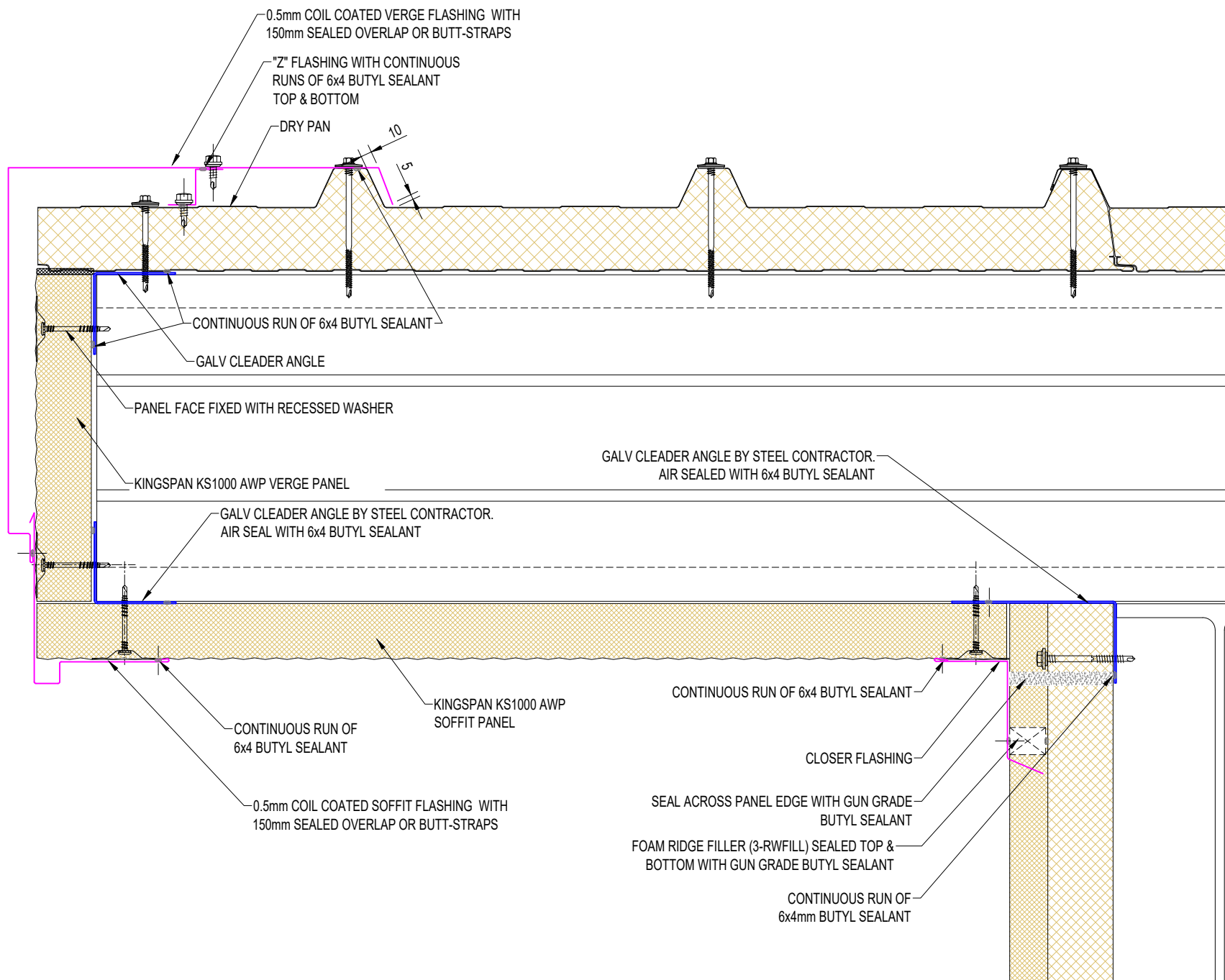
|   |                  |                 |                  |
|---|------------------|-----------------|------------------|
| SYSTEM<br>KS1000RW Std Roof Details_Q4 2020                 |                  |                 |                  |
| DESCRIPTION<br>KS1000RW OVERHANGING EAVES WITH PRECAST WALL |                  |                 |                  |
| APPROVED BY<br>JS   | DATE<br>23.09.20 | REVISION<br>-   |                  |
| DRG REF:<br>RW_RS_20  | SCALE<br>1:5     | SHEET<br>1 of 1 | PAPER SIZE<br>A4 |


This document remains the property of Kingspan Ltd under copyright laws. Licence is granted to use this document and its contents in connection with Kingspan Ltd products only.  
©Kingspan Ltd

DO NOT SCALE. IF IN DOUBT ASK

New Zealand: Kingspan Ltd  
97 Montreal St  
Christchurch  
Tel: +64 (3) 260 5530  
Fax: +64 (3) 260 5539  
Freephone: 0800 121280  
email: info@kingspanpanels.co.nz  
www.kingspanpanels.co.nz

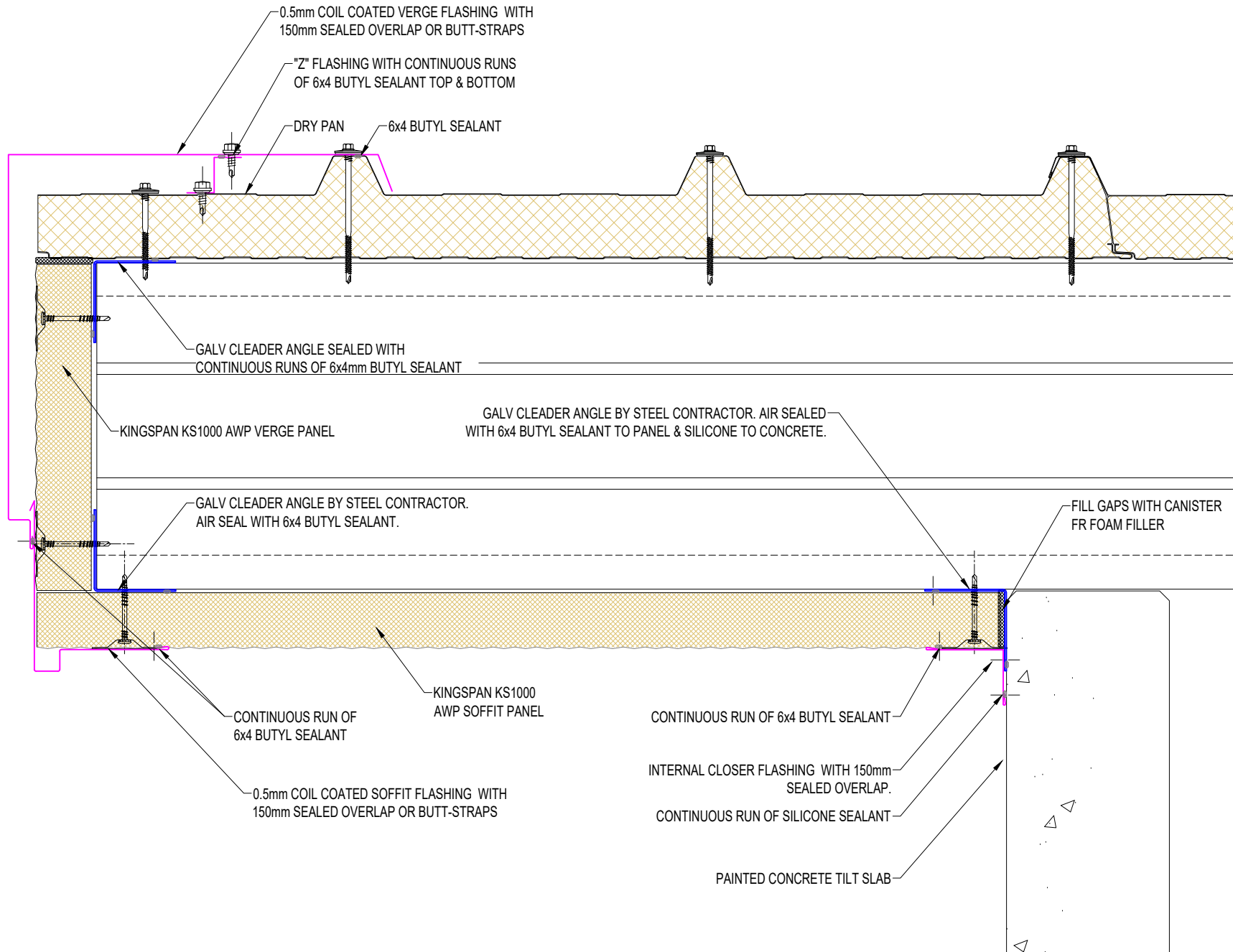
# VERGE OVERHANG TO RW VERTICAL WALL LH



|   |                  |   |                  |
|---|------------------|---|------------------|
| SYSTEM<br>KS1000RW Std Roof Details_Q4 2020   |                  |   |                  |
| DESCRIPTION<br>VERGE OVERHANG TO RW VERTICAL WALL LH  |                  |   |                  |
| APPROVED BY<br>JS   | DATE<br>23.09.20 | REVISION<br>-   |                  |
| DRG REF:<br>RW_RS_21  | SCALE<br>1:5     | SHEET<br>1 of 1   | PAPER SIZE<br>A4 |
| This document remains the property of Kingspan Ltd under copyright laws. Licence is granted to use this document and its contents in connection with Kingspan Ltd products only.<br>©Kingspan Ltd       |                  |   |                  |
| DO NOT SCALE. IF IN DOUBT ASK   |                  |   |                  |
| New Zealand: Kingspan Ltd<br>97 Montreal St<br>Christchurch<br>Tel: +64 (3) 260 5530<br>Fax: +64 (3) 260 5539<br>Freephone: 0800 121280<br>email: info@kingspanpanels.co.nz<br>www.kingspanpanels.co.nz |                  |  |                  |



# KS1000RW VERGE PRECAST OVERHANG LH



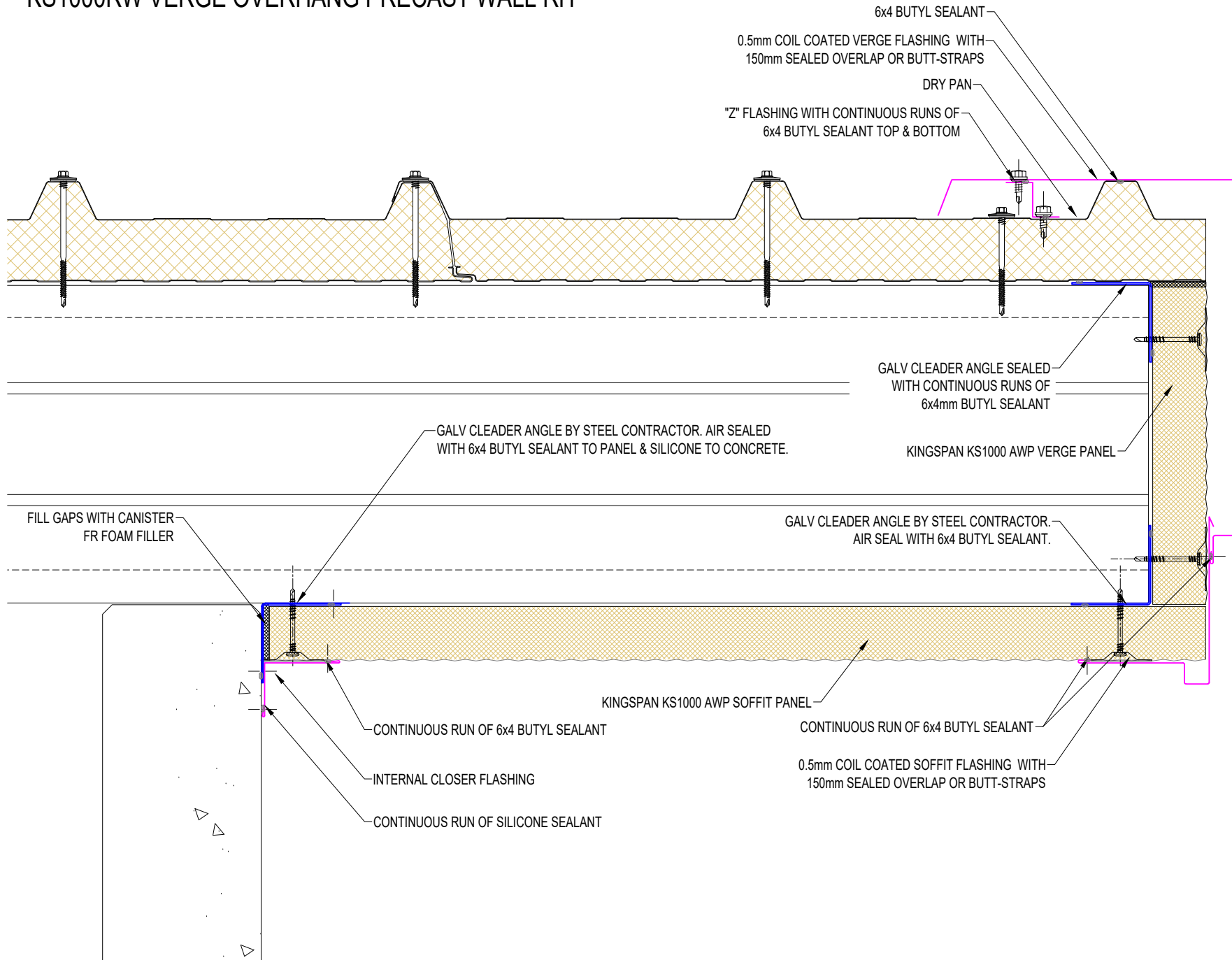
|   |                  |                 |                  |
|---|------------------|-----------------|------------------|
| SYSTEM<br>KS1000RW Std Roof Details_Q4 2020       |                  |                 |                  |
| DESCRIPTION<br>KS1000RW VERGE PRECAST OVERHANG LH |                  |                 |                  |
| APPROVED BY<br>JS                                 | DATE<br>23.09.20 | REVISION<br>-   |                  |
| DRG REF:<br>RW_RS_22                              | SCALE<br>1:5     | SHEET<br>1 of 1 | PAPER SIZE<br>A4 |

This document remains the property of Kingspan Ltd under copyright laws. Licence is granted to use this document and its contents in connection with Kingspan Ltd products only.  
©Kingspan Ltd

DO NOT SCALE. IF IN DOUBT ASK

New Zealand: Kingspan Ltd  
97 Montreal St  
Christchurch  
Tel: +64 (3) 260 5530  
Fax: +64 (3) 260 5539  
Freephone: 0800 121280  
email: info@kingspanpanels.co.nz  
www.kingspanpanels.co.nz

# KS1000RW VERGE OVERHANG PRECAST WALL RH

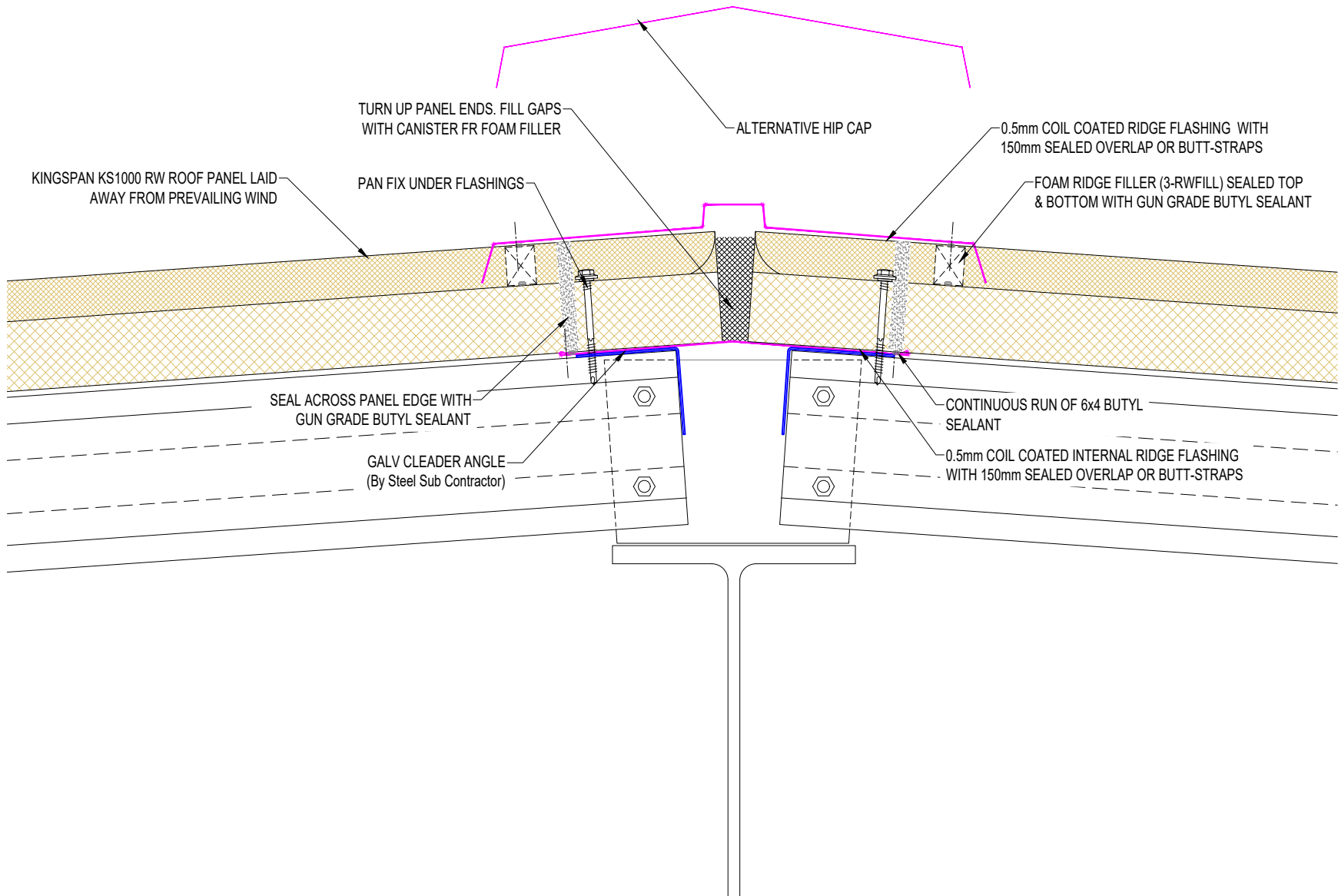


|   |                  |                 |                  |
|---|------------------|-----------------|------------------|
| SYSTEM<br>KS1000RW Std Roof Details_Q4 2020   |                  |                 |                  |
| DESCRIPTION<br>KS1000RW VERGE OVERHANG<br>PRECAST WALL RH   |                  |                 |                  |
| APPROVED BY<br>JS   | DATE<br>23.09.20 | REVISION<br>-   |                  |
| DRG REF:<br>RW_RS_23  | SCALE<br>1:5     | SHEET<br>1 of 1 | PAPER SIZE<br>A4 |
| This document remains the property of Kingspan Ltd under copyright laws. Licence is granted to use this document and its contents in connection with Kingspan Ltd products only.<br>©Kingspan Ltd |                  |                 |                  |

DO NOT SCALE. IF IN DOUBT ASK

New Zealand: Kingspan Ltd  
97 Montreal St  
Christchurch  
Tel: +64 (3) 260 5530  
Fax: +64 (3) 260 5539  
Freephone: 0800 121280  
email: info@kingspanpanels.co.nz  
www.kingspanpanels.co.nz

# KS1000RW HIP DETAIL



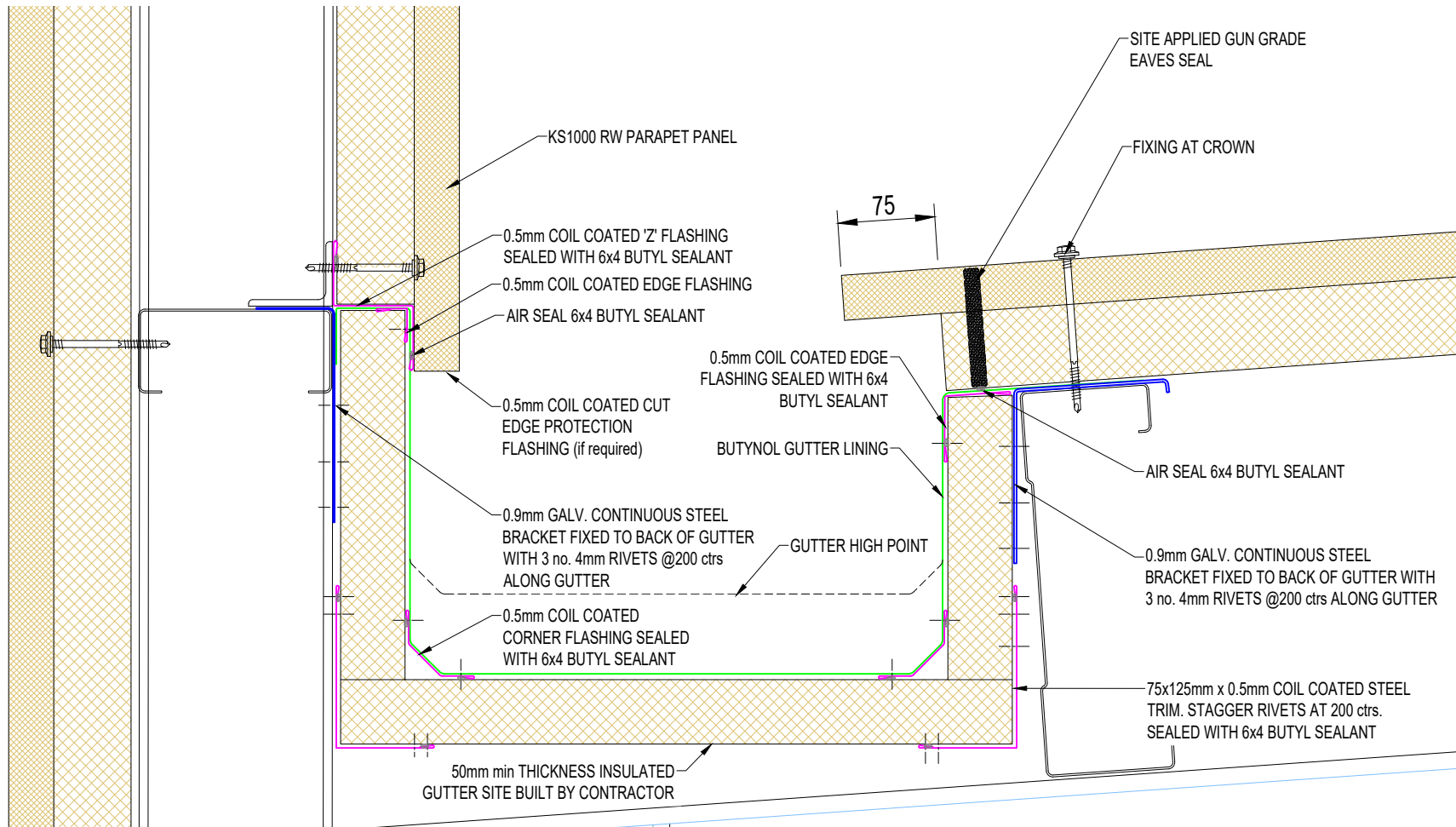
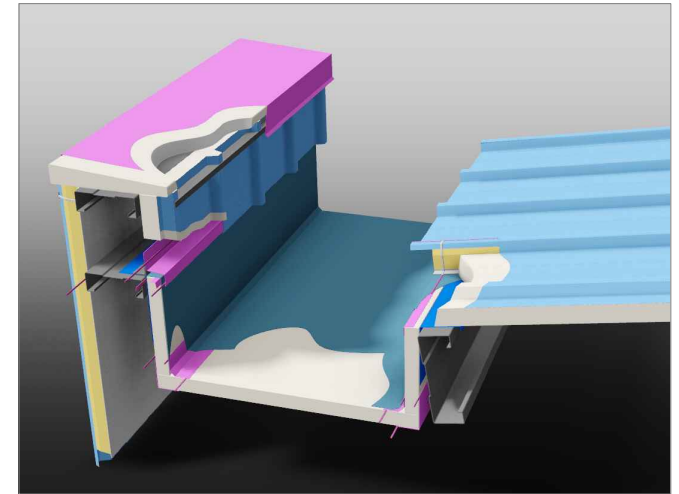
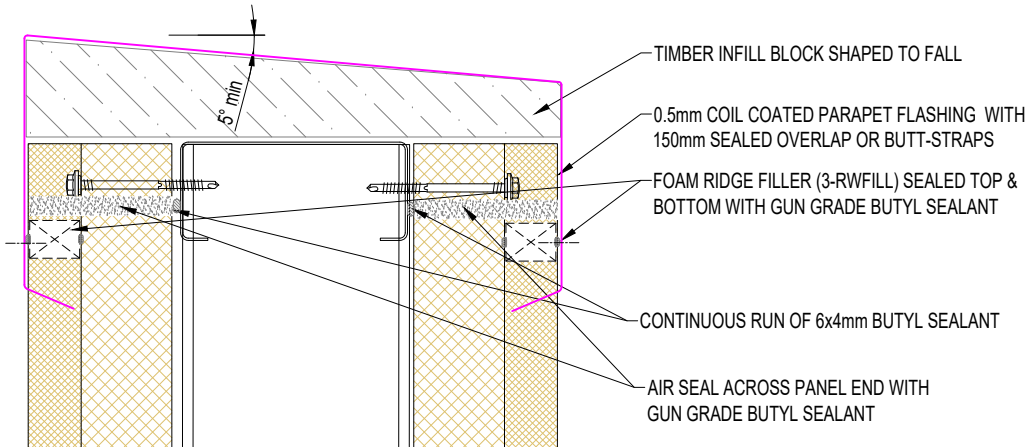
|   |                  |                 |                  |
|---|------------------|-----------------|------------------|
| SYSTEM<br>KS1000RW Std Roof Details_Q4 2020   |                  |                 |                  |
| DESCRIPTION<br>KS1000RW HIP DETAIL  |                  |                 |                  |
| APPROVED BY<br>JS   | DATE<br>23.09.20 | REVISION<br>-   |                  |
| DRG REF:<br>RW_RS_24  | SCALE<br>1:5     | SHEET<br>1 of 1 | PAPER SIZE<br>A4 |
| This document remains the property of Kingspan Ltd under copyright laws. Licence is granted to use this document and its contents in connection with Kingspan Ltd products only.<br>©Kingspan Ltd |                  |                 |                  |

DO NOT SCALE. IF IN DOUBT ASK

New Zealand: Kingspan Ltd  
 97 Montreal St  
 Christchurch  
 Tel: +64 (3) 260 5530  
 Fax: +64 (3) 260 5539  
 Freephone: 0800 121280  
 email: info@kingspanpanels.co.nz  
 www.kingspanpanels.co.nz



# KS1100CS GUTTER, KS1000RW ROOF & PARAPET WALL



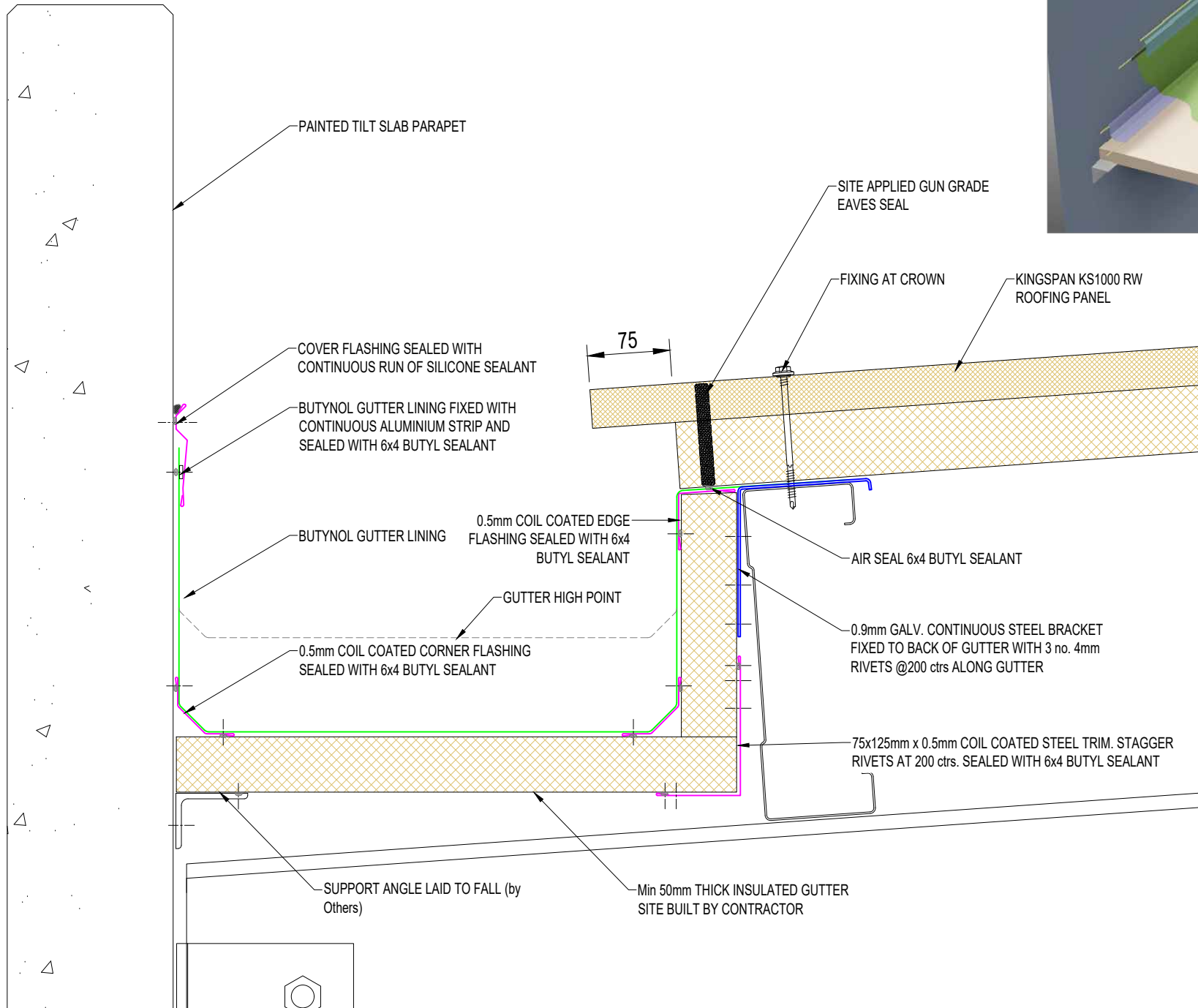
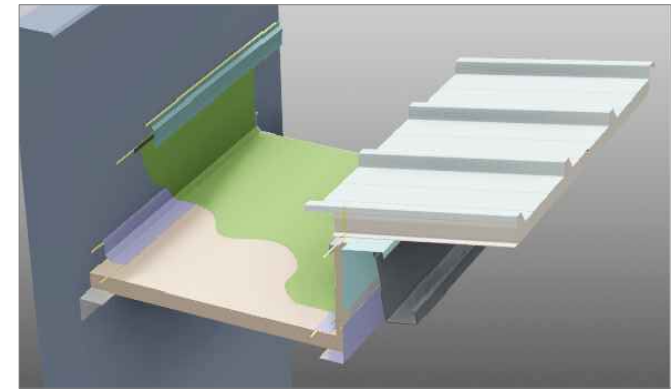
|  |                  |                 |                  |
|--|------------------|-----------------|------------------|
| SYSTEM<br>KS1000RW Std Roof Details_Q4 2020                  |                  |                 |                  |
| DESCRIPTION<br>KS1100CS GUTTER, KS1000RW ROOF & PARAPET WALL |                  |                 |                  |
| APPROVED BY<br>JS  | DATE<br>23.09.20 | REVISION<br>-   |                  |
| DRG REF:<br>RW_RS_25   | SCALE<br>1:5     | SHEET<br>1 of 1 | PAPER SIZE<br>A4 |

This document remains the property of Kingspan Ltd under copyright laws. Licence is granted to use this document and its contents in connection with Kingspan Ltd products only.  
©Kingspan Ltd

DO NOT SCALE. IF IN DOUBT ASK

New Zealand: Kingspan Ltd  
97 Montreal St  
Christchurch  
Tel: +64 (3) 260 5530  
Fax: +64 (3) 260 5539  
Freephone: 0800 121280  
email: info@kingspanpanels.co.nz  
www.kingspanpanels.co.nz

# KS1100CS GUTTER KS1000RW ROOF & PRECAST WALL



|   |                  |                 |                  |
|---|------------------|-----------------|------------------|
| SYSTEM<br>KS1000RW Std Roof Details_Q4 2020                 |                  |                 |                  |
| DESCRIPTION<br>KS1100CS GUTTER KS1000RW ROOF & PRECAST WALL |                  |                 |                  |
| APPROVED BY<br>JS   | DATE<br>23.09.20 | REVISION<br>-   |                  |
| DRG REF:<br>RW_RS_26  | SCALE<br>1:5     | SHEET<br>1 of 1 | PAPER SIZE<br>A4 |

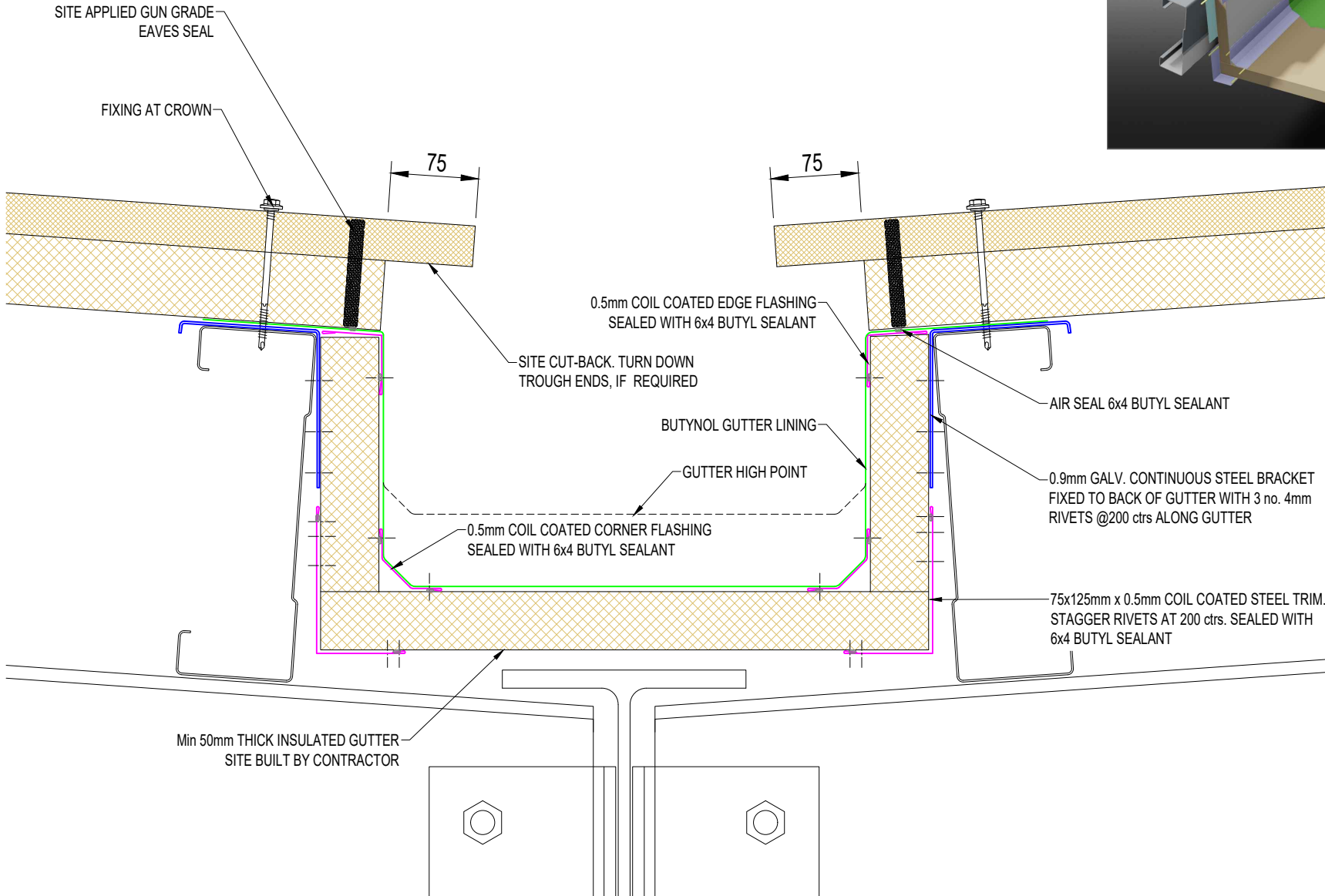
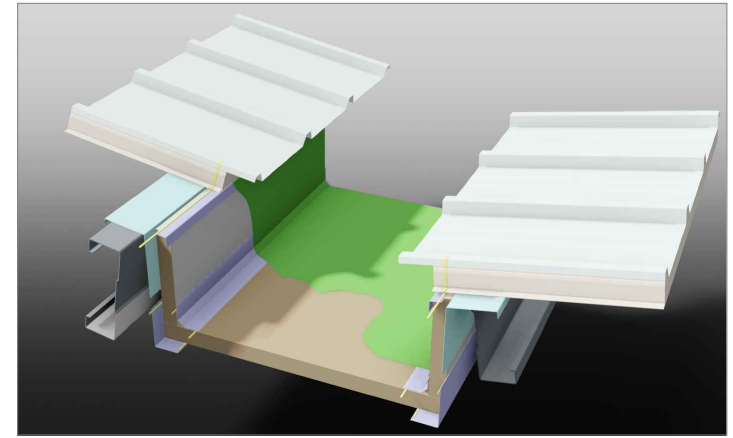
This document remains the property of Kingspan Ltd under copyright laws. Licence is granted to use this document and its contents in connection with Kingspan Ltd products only.  
©Kingspan Ltd

DO NOT SCALE. IF IN DOUBT ASK

New Zealand: Kingspan Ltd  
97 Montreal St  
Christchurch  
Tel: +64 (3) 260 5530  
Fax: +64 (3) 260 5539  
Freephone: 0800 121280  
email: info@kingspanpanels.co.nz  
www.kingspanpanels.co.nz



# KS1100CS INTERNAL VALLEY GUTTER KS1000RW ROOF



|  |                  |                 |                  |
|--|------------------|-----------------|------------------|
| SYSTEM<br>KS1000RW Std Roof Details_Q4 2020                  |                  |                 |                  |
| DESCRIPTION<br>KS1100CS INTERNAL VALLEY GUTTER KS1000RW ROOF |                  |                 |                  |
| APPROVED BY<br>JS  | DATE<br>23.09.20 | REVISION<br>-   |                  |
| DRG REF:<br>RW_RS_27   | SCALE<br>1:5     | SHEET<br>1 of 1 | PAPER SIZE<br>A4 |

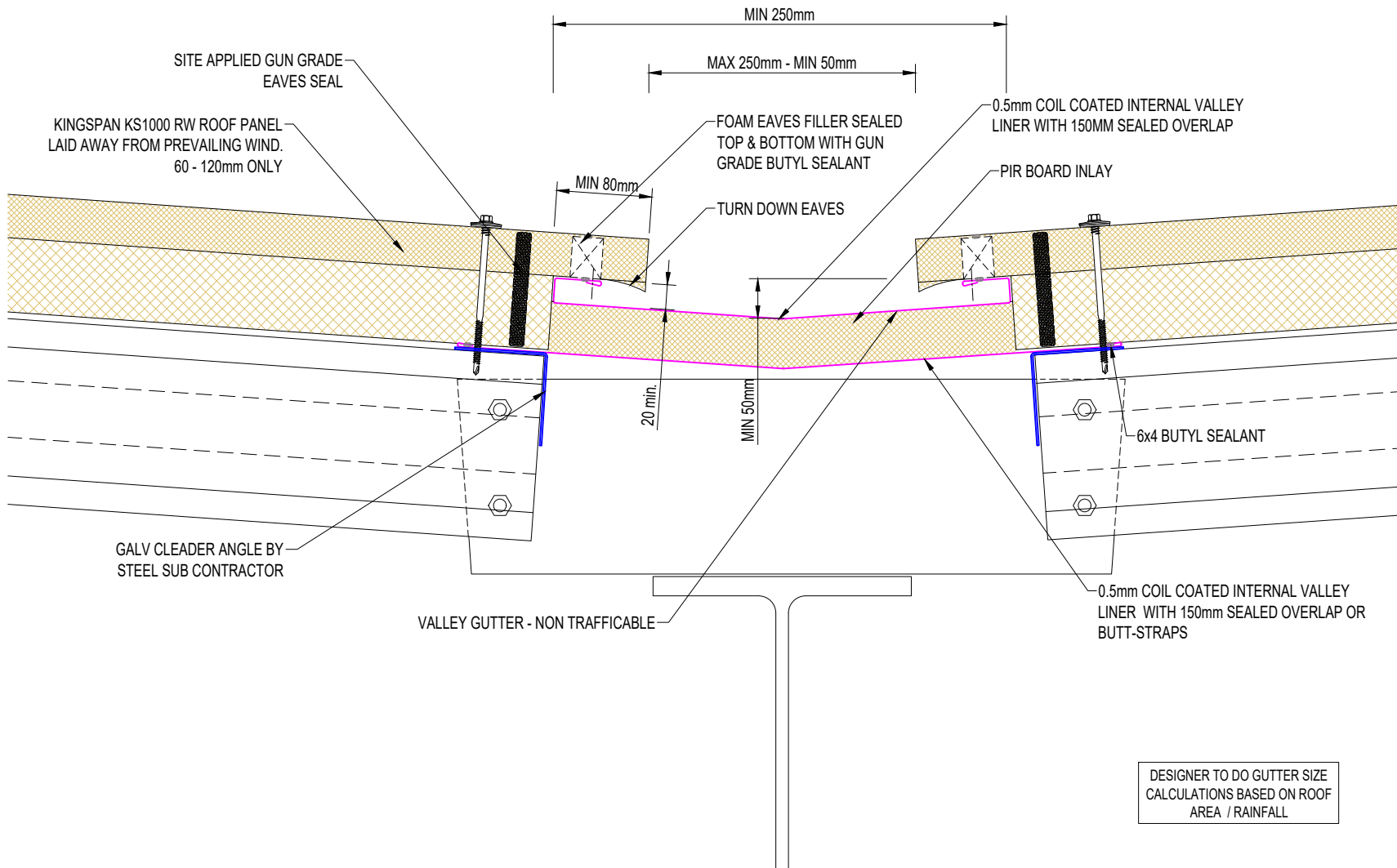
This document remains the property of Kingspan Ltd under copyright laws. Licence is granted to use this document and its contents in connection with Kingspan Ltd products only.  
©Kingspan Ltd

DO NOT SCALE. IF IN DOUBT ASK

New Zealand: Kingspan Ltd  
 97 Montreal St  
 Christchurch  
 Tel: +64 (3) 260 5530  
 Fax: +64 (3) 260 5539  
 Freephone: 0800 121280  
 email: info@kingspanpanels.co.nz  
 www.kingspanpanels.co.nz



# KS1000RW VALLEY DETAIL\_2



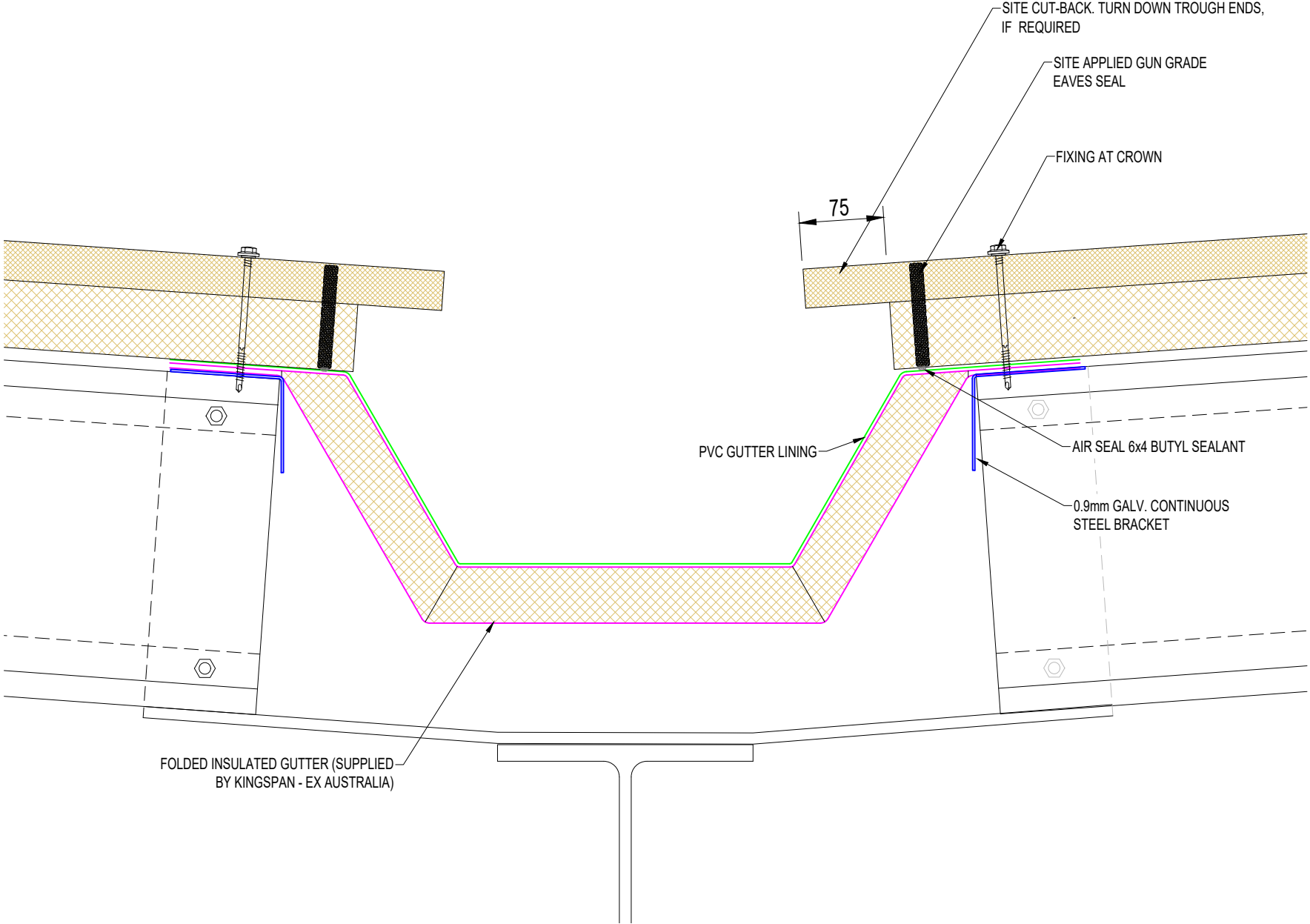
|   |                  |                 |                  |
|---|------------------|-----------------|------------------|
| SYSTEM<br>KS1000RW Std Roof Details_Q4 2020 |                  |                 |                  |
| DESCRIPTION<br>KS1000RW VALLEY DETAIL_2     |                  |                 |                  |
| APPROVED BY<br>JS                           | DATE<br>23.09.20 | REVISION<br>-   |                  |
| DRG REF:<br>RW_RS_29                        | SCALE<br>1:5     | SHEET<br>1 of 1 | PAPER SIZE<br>A4 |

This document remains the property of Kingspan Ltd under copyright laws. Licence is granted to use this document and its contents in connection with Kingspan Ltd products only.  
©Kingspan Ltd

DO NOT SCALE. IF IN DOUBT ASK

New Zealand: Kingspan Ltd  
97 Montreal St  
Christchurch  
Tel: +64 (3) 260 5530  
Fax: +64 (3) 260 5539  
Freephone: 0800 121280  
email: info@kingspanpanels.co.nz  
www.kingspanpanels.co.nz

# KS1000RW VALLEY DETAIL\_3



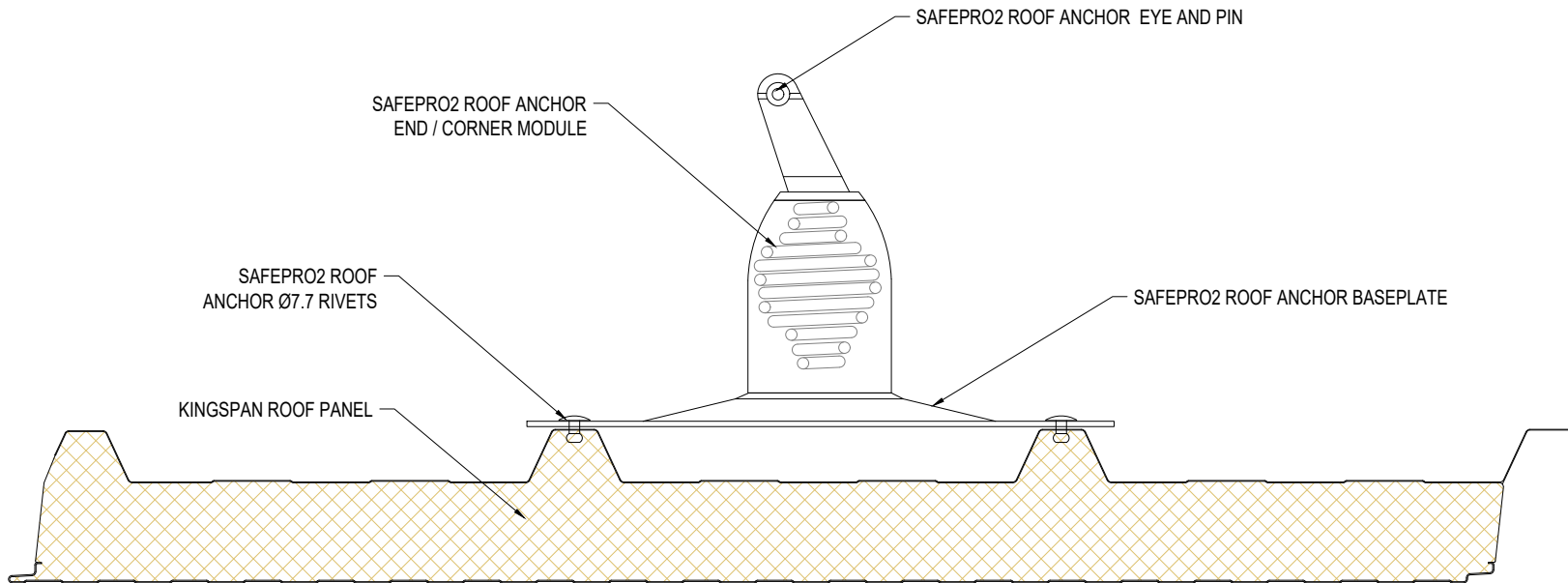
|   |                  |                 |                  |
|---|------------------|-----------------|------------------|
| SYSTEM<br>KS1000RW Std Roof Details_Q4 2020   |                  |                 |                  |
| DESCRIPTION<br>KS1000RW VALLEY DETAIL_3   |                  |                 |                  |
| APPROVED BY<br>JS   | DATE<br>23.09.20 | REVISION<br>-   |                  |
| DRG REF:<br>RW_RS_30  | SCALE<br>1:5     | SHEET<br>1 of 1 | PAPER SIZE<br>A4 |
| This document remains the property of Kingspan Ltd under copyright laws. Licence is granted to use this document and its contents in connection with Kingspan Ltd products only.<br>©Kingspan Ltd |                  |                 |                  |

DO NOT SCALE. IF IN DOUBT ASK

New Zealand: Kingspan Ltd  
 97 Montreal St  
 Christchurch  
 Tel: +64 (3) 260 5530  
 Fax: +64 (3) 260 5539  
 Freephone: 0800 121280  
 email: info@kingspanpanels.co.nz  
 www.kingspanpanels.co.nz



# KS1000RW SAFEPRO2 ROOF ANCHOR



|  |                  |                 |                  |
|--|------------------|-----------------|------------------|
| SYSTEM<br>KS1000RW Std Roof Details_Q4 2020  |                  |                 |                  |
| DESCRIPTION<br>KS1000RW SAFEPRO2 ROOF ANCHOR |                  |                 |                  |
| APPROVED BY<br>JS                            | DATE<br>23.09.20 | REVISION<br>-   |                  |
| DRG REF:<br>RW_RS_31                         | SCALE<br>1:5     | SHEET<br>1 of 1 | PAPER SIZE<br>A4 |

This document remains the property of Kingspan Ltd under copyright laws. Licence is granted to use this document and its contents in connection with Kingspan Ltd products only.  
©Kingspan Ltd

DO NOT SCALE. IF IN DOUBT ASK

New Zealand: Kingspan Ltd  
97 Montreal St  
Christchurch  
Tel: +64 (3) 260 5530  
Fax: +64 (3) 260 5539  
Freephone: 0800 121280  
email: info@kingspanpanels.co.nz  
www.kingspanpanels.co.nz

