



HV160 EXTRACTION VENT

The Extraction vent is designed to provide an integrated outlet for both passive and mechanically vented rooms. It is an ideal outlet for bathroom, kitchen and laundry extraction systems, but will work equally well as an outlet for any passively ducted areas where the release of moist air from the structure is desirable. It is far preferable to after-market mushroom type roof vents that require a penetration in the roof, and additional flashings to retain the roofs weather tight integrity.

The Metrotile HV160 Sanitary Vent is part of our High Performance Roofing Systems. This sanitary vent is designed to match the roof profiles and to remove the unsightly appearance and the risks associated with traditional pipe penetrations. The unique design of our roofing system means no penetration cut on the roof and no need for ancillary trades to get up on the roof after the roofer has completed the install.


It requires no further flashing, and is installed by a qualified roofer who is trained to install the weather-tight roofing system.

Unique Design

- Integrated with the Metrotile roof profiles
- Coated in the same colour as the Zinalume satin or stone-chip textured profile
- No more white or galvanized pipes through your beautiful new roof

Superior Performance

- No penetration cut in the roof like traditional pipe vents
- No reliance on after-market over flashings, and for a silicone layer to last for years
- Installed by a qualified roofer, no need for ancillary trades to get up on the roof
- 160mm outlet in the roof space, with reducers to 150mm or 125mm available. Ready for common sized flexi ducts to be fitted in the roof space
- Integrated underlay flashing available to ensure the weather-tight integrity of the roofing system



HV160 EXTRACTION VENT

Easy Installation

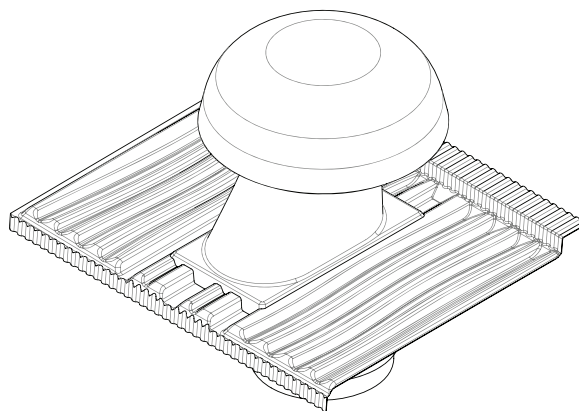
Install easily into the roof, because the vent has been moulded to match in with the Metrotile tile profiles. There is no need for roof surface preparation, the need to fit special flashings, or mould flexible flashings by hand to fit the shape of the roof profile.

Specifications

Material	High Impact Polystyrene
Pipe fixed	Ø160mm – 125mm or 150mm reducer available
Roof Pitch	15°-45°
Effective Space	20,000 mm ² ventilation area
Weight	2.5kg

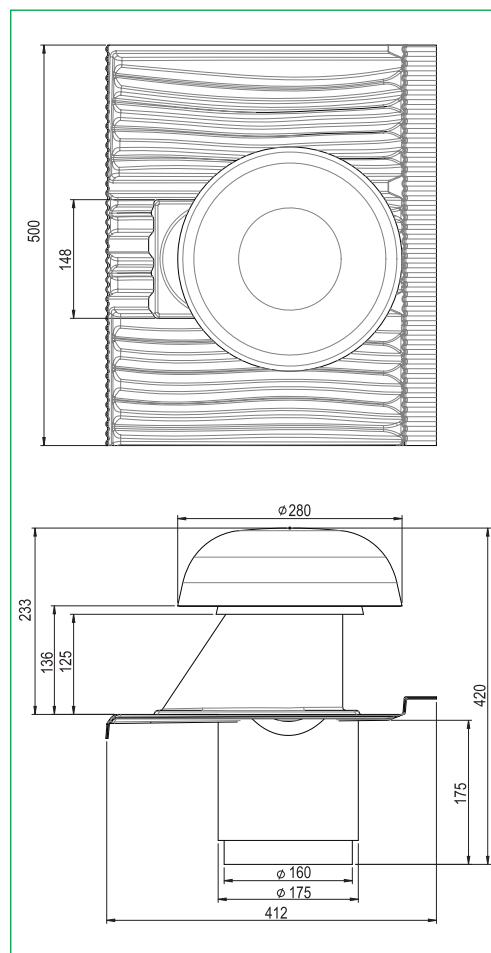
Dimensions

HV160 Shake/Royal Extraction Vent



Products & Accessories

Part Number	Description	Image
HV160SHAKE	HV160 Extraction Vent to fit Metrotile Shake or Royal roof profile	
HV160CLASS	HV160 sanitary Vent to fit Metrotile Classic roof profile	
HV160TUDOR	HV160 sanitary Vent to fit Metrotile Tudor roof profile	
ADP160/150	150mm adapter to fit 150mm flexi duct	
ADP160/125	125mm adapter to fit 125mm flexi duct	
PENSLE160	160mm Underlay Penetration flashing sleeve to fit around the 160mm outlet, and adhere down onto the underlay	



Metrotile
ROOFING SYSTEMS

New Zealand's most experienced roofing brand

