



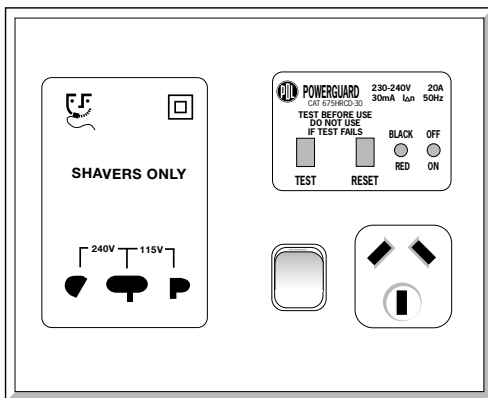
PDL RESIDUAL CURRENT DEVICE (RCD)

Installation and consumer operating instructions for Cat 675HRCD-30 and 675HARCD Shaver Socket/RCD Protected Socket Outlet.

FEATURES

- Your PDL RCD is an electronic sensing device which constantly monitors the balance of current flow between phase and neutral from any appliance plugged into it. Should your body contact live parts of this appliance, an imbalance is sensed by the RCD and the supply automatically switches off before current reaches a fatal level. Use of an RCD does not eliminate the need for basic electrical safety precautions.
- The Universal Shaver Socket comprises a 230-240V safety isolating transformer with 115V and 240V outputs rated at 20VA (max) and is fitted with overload protection. This protection automatically resets after five minutes delay after removal of any output. All international shaver pin configurations and supply voltages are accommodated. Switching is automatic upon insertion or removal of a plug. This switch activates the primary winding of the transformer so that without a plug being inserted there is no current drawn by the shaver socket.

ON THE 675HRCD-30 THE CONTACTS WILL REMAIN CLOSED IN THE EVENT OF LOSS OF SUPPLY VOLTAGE.



IMPORTANT NOTES

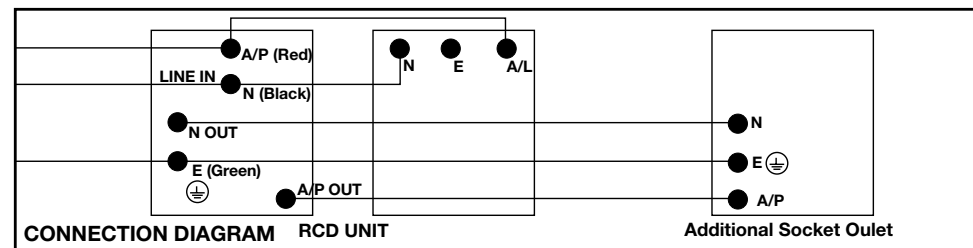
- This unit has been designed to be installed in a new installation, NOT as a replacement for an existing shaver socket. Ensure correctly rated supply wiring and circuit protection is used if an additional socket is to be looped off the RCD.
- Your RCD is designed to protect you against electrical faults to Earth.
- Your RCD is designed for use with frequently plugged in appliances such as hair dryers, heated curling tongs, etc.
- Your RCD is designed as a protection device, therefore DO NOT use as an on/off switch.
- It is normal for the front panel of your RCD to be slightly warm during use.
- Intended for use in bathrooms, the CAT 675HRCD-30 and 675HARCD unit must be installed in zone 3 or higher in accordance with ECP2:1993.
- RCD devices do not protect you against an electrical shock caused by contact with both Phase and Neutral of the electrical circuit.
- Any appliance connected to an RCD unit MUST be unplugged or disconnected before any inspection or repair is attempted on the appliance.
- If you RCD does not trip during the test or trips during use, please contact a qualified service agent for advice.
- Ensure MCB or HRC fuses rated at 20A max are installed in your distribution board to prevent damage to your RCD as it does not provide protection against overload.
- Your RCD includes double pole switching to give added safety.

CLEANING INSTRUCTIONS

Use a clean cloth dampened with water to wipe down unit.

INSTALLATION INSTRUCTIONS

Before wiring, ensure the supply is disconnected at the distribution board and study the connection diagram before terminating wires. Be careful not to connect the supply line to any terminal other than indicated on the diagram and on the product. For your RCD to give protection, the supply must be wired to the LINE IN A/P, and N. If another socket outlet is to be protected down stream of the RCD it must be connected to the terminals marked 'A/P OUT' and 'N OUT'. The common Earth terminal marked 'E' must be used. The Cat 675HRCD-30 and 675HARCD must be mounted on the 2 gang flushbox provided such that the shaver socket is on the left, and the 2 plates are touching on one edge. The Phase and Neutral terminals should be looped by the red and black wires provided.



TEST INSTRUCTIONS

- Press RESET button. Check the indicator has changed from BLACK to RED.
- Press TEST button. Check the indicator has changed from RED to BLACK (if your RCD fails the above test, DO NOT USE.)
- Press RESET button to activate your RCD. Plug the required appliance or tool into your RCD Socket Outlet and operate as normal.

SPECIFICATIONS

Mounting centres:.....	84mm	Max tripping current AC & Pulsating DC:	30mA
Rating:	230-240V a.c. 50Hz	Average trip time:	30ms
Rated current:.....	20A (RCD protected circuit)	Operating temp:	-10 to 40°C
	10A (socket outlet)	Type tested:	AS/NZS3100, AS/NZS3190,
Maximum load:.....	4800W		AS/NZS3194, AS/NZS3175 Clause 9.21, Type A
			Residual Current Devices

PRODUCT WARRANTY/12 MONTHS

The PDL Cat 675HRCD-30 or 675HARCD has a 12 month warranty from the date of purchase providing the unit is installed according to these instructions, local wiring regulations and Codes of Practice. This warranty is void on any unit which has been tampered with, damaged by accident, improper operation or incorrect installation.

This guarantee is in addition to, and does not in any way affect the rights under the Consumer Guarantees Act 1993, if the Act applies to the supply of this product and you are not acquiring the product for a business use. If the ACT applies and any term is inconsistent with the terms or requirements of the Act that term shall be invalid without affecting the remaining terms of the warranty.

Notes: Under the CGA 1993, Schneider Electric advises that this product does not contain user serviceable components thus spare parts and repair facilities are not available.

In the event of a warranty claim, the product must be returned to the point of purchase or direct to Australia/New Zealand distributors together with the proof of purchase.

NZ Patent Application No 242376. No 239076. Australia Patent Application No 20394/92



New Zealand Head Office:
PO Box 15 355, New Lynn, Auckland, New Zealand
Telephone +64-9-829 0490, Fax +64-9-829 0491
www.pdl.co.nz



PDL Industries Australia Pty Ltd
Locked Bag 5500, Baulkham Hills Business Centre
Baulkham Hills NSW 2153 Australia
Freephone 1300 735 266, Freefax 1300 735 329
Telephone +61 29851 2666, Fax: +61 29851 2695
www.pdl.com.au





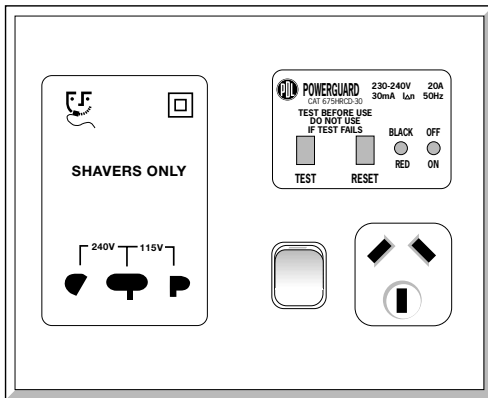
PDL RESIDUAL CURRENT DEVICE (RCD)

Installation and consumer operating instructions for Cat 675HRCD-30 and 675HARCD Shaver Socket/RCD Protected Socket Outlet.

FEATURES

- 1 Your PDL RCD is an electronic sensing device which constantly monitors the balance of current flow between phase and neutral from any appliance plugged into it.
Should your body contact live parts of this appliance, an imbalance is sensed by the RCD and the supply automatically switches off before current reaches a fatal level. Use of an RCD does not eliminate the need for basic electrical safety precautions.
- 2 The Universal Shaver Socket comprises a 230-240V safety isolating transformer with 115V and 240V outputs rated at 20VA (max) and is fitted with overload protection. This protection automatically resets after five minutes delay after removal of any output. All international shaver pin configurations and supply voltages are accommodated. Switching is automatic upon insertion or removal of a plug. This switch activates the primary winding of the transformer so that without a plug being inserted there is no current drawn by the shaver socket.

ON THE 675HRCD-30 THE CONTACTS WILL REMAIN CLOSED IN THE EVENT OF LOSS OF SUPPLY VOLTAGE.



IMPORTANT NOTES

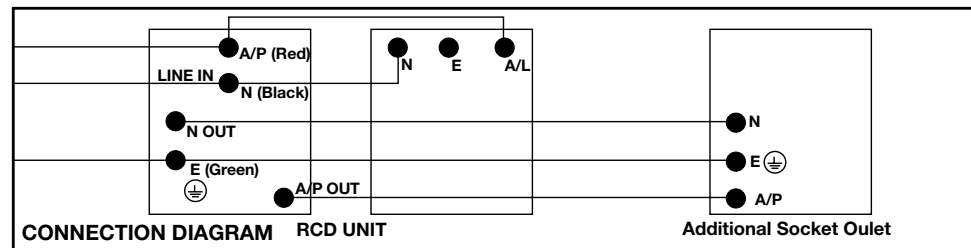
- This unit has been designed to be installed in a new installation, NOT as a replacement for an existing shaver socket. Ensure correctly rated supply wiring and circuit protection is used if an additional socket is to be looped off the RCD.
- Your RCD is designed to protect you against electrical faults to Earth.
- Your RCD is designed for use with frequently plugged in appliances such as hair dryers, heated curling tongs, etc.
- Your RCD is designed as a protection device, therefore DO NOT use as an on/off switch.
- It is normal for the front panel of your RCD to be slightly warm during use.
- Intended for use in bathrooms, the CAT 675HRCD-30 and 675HARCD unit must be installed in zone 3 or higher in accordance with ECP2:1993.
- RCD devices do not protect you against an electrical shock caused by contact with both Phase and Neutral of the electrical circuit.
- Any appliance connected to an RCD unit MUST be unplugged or disconnected before any inspection or repair is attempted on the appliance.
- If you RCD does not trip during the test or trips during use, please contact a qualified service agent for advice.
- Ensure MCB or HRC fuses rated at 20A max are installed in your distribution board to prevent damage to your RCD as it does not provide protection against overload.
- Your RCD includes double pole switching to give added safety.

CLEANING INSTRUCTIONS

Use a clean cloth dampened with water to wipe down unit.

INSTALLATION INSTRUCTIONS

Before wiring, ensure the supply is disconnected at the distribution board and study the connection diagram before terminating wires. Be careful not to connect the supply line to any terminal other than indicated on the diagram and on the product. For your RCD to give protection, the supply must be wired to the LINE IN A/P, and N. If another socket outlet is to be protected down stream of the RCD it must be connected to the terminals marked 'A/P OUT' and 'N OUT'. The common Earth terminal marked 'E' must be used. The Cat 675HRCD-30 and 675HARCD must be mounted on the 2 gang flushbox provided such that the shaver socket is on the left, and the 2 plates are touching on one edge. The Phase and Neutral terminals should be looped by the red and black wires provided.



TEST INSTRUCTIONS

- 1 Press RESET button. Check the indicator has changed from BLACK to RED.
- 2 Press TEST button. Check the indicator has changed from RED to BLACK (if your RCD fails the above test, DO NOT USE.)
- 3 Press RESET button to activate your RCD. Plug the required appliance or tool into your RCD Socket Outlet and operate as normal.

SPECIFICATIONS

Mounting centres:.....	84mm	Max tripping current AC & Pulsating DC:	30mA
Rating:	230-240V a.c. 50Hz	Average trip time:	30ms
Rated current:.....	20A (RCD protected circuit)	Operating temp:	-10 to 40°C
	10A (socket outlet)	Type tested:	AS/NZS3100, AS/NZS3190,
Maximum load:.....	4800W		AS/NZS3194, AS/NZS3175 Clause 9.21, Type A Residual Current Devices

PRODUCT WARRANTY/12 MONTHS

The PDL Cat 675HRCD-30 or 675HARCD has a 12 month warranty from the date of purchase providing the unit is installed according to these instructions, local wiring regulations and Codes of Practice. This warranty is void on any unit which has been tampered with, damaged by accident, improper operation or incorrect installation.

This guarantee is in addition to, and does not in any way affect the rights under the Consumer Guarantees Act 1993, if the Act applies to the supply of this product and you are not acquiring the product for a business use. If the ACT applies and any term is inconsistent with the terms or requirements of the Act that term shall be invalid without affecting the remaining terms of the warranty.

Notes: Under the CGA 1993, Schneider Electric advises that this product does not contain user serviceable components thus spare parts and repair facilities are not available.

In the event of a warranty claim, the product must be returned to the point of purchase or direct to Australia/New Zealand distributors together with the proof of purchase.

NZ Patent Application No 242376. No 239076. Australia Patent Application No 20394/92



New Zealand Head Office:
PO Box 15 355, New Lynn, Auckland, New Zealand
Telephone +64-9-829 0490, Fax +64-9-829 0491
www.pdl.co.nz



PDL Industries Australia Pty Ltd
Locked Bag 5500, Baulkham Hills Business Centre
Baulkham Hills NSW 2153 Australia
Freephone 1300 735 266, Freefax 1300 735 329
Telephone +61 29851 2666, Fax: +61 29851 2695
www.pdl.com.au

